



QUICK FACTS ABOUT DSS IN
Missouri

SFY-2005

Medicaid/MC+

Number of people eligible for Medicaid/MC+ services	992,622
Medicaid/MC+ dollars spent in state fiscal year 2005 ⁽¹⁾	\$5,456.9 mil
Estimated portion of \$5,456.9 mil that was federal dollars	\$3,321.6 mil
Medicaid/MC+ dollars for inpatient hospital services	\$527.5 mil
Medicaid/MC+ dollars for physician services	\$355.4 mil
Medicaid/MC+ dollars for nursing home services	\$837.1 mil
Medicaid/MC+ dollars for pharmacy services	\$1,241.8 mil
Medicaid/MC+ dollars for managed care payments	\$809.2 mil

Family Support

Child support collections (IV-D and non-IV-D)	\$704.8 mil
Average monthly temporary assistance families	47,174
Total temporary assistance payments	\$133.1 mil
Average monthly food stamp benefit recipients	754,379
Total food stamp benefits received	\$727.7 mil

Child Welfare

Children involved in hotline reports	81,405
Children with probable cause abuse or neglect	8,684
Children with family assessments	47,210
Children in custody during SFY-2005	17,124
Average monthly children in custody	11,402
Children adopted	1,210
Total Children's Services expenditures	\$200.7 mil
Average monthly children receiving subsidized child care ⁽²⁾	46,199
Child care expenditures ⁽²⁾	\$164.6 mil

Youth Services

Youths committed	1,205
Average monthly youths in DYS custody	1,695

(1) Excludes Buy-In.

(2) Includes subsidized block grant children in Family Centered Services/Alternative Care/Children's Treatment Services/Intensive In-Home Services, Adoption Subsidy, Income Maintenance unduplicated within each fund, across funds and county.

ADAIR

QUICK FACTS ABOUT DSS IN



Adair

SFY-2005

Medicaid/MC+

Number of people eligible for Medicaid/MC+ services	4,046
Medicaid/MC+ dollars spent in state fiscal year 2005 ⁽¹⁾	\$32.8 mil
Estimated portion of \$32.8 mil that was federal dollars	\$20.0 mil
Medicaid/MC+ dollars for inpatient hospital services	\$2.5 mil
Medicaid/MC+ dollars for physician services	\$2.9 mil
Medicaid/MC+ dollars for nursing home services	\$3.9 mil
Medicaid/MC+ dollars for pharmacy services	\$8.3 mil
Medicaid/MC+ dollars for managed care payments	NA

Family Support

Child support collections (IV-D and non-IV-D)	\$2.5 mil
Average monthly temporary assistance families	88
Total temporary assistance payments	\$0.2 mil
Average monthly food stamp benefit recipients	2,785
Total food stamp benefits received	\$2.4 mil

Child Welfare

Children involved in hotline reports	350
Children with probable cause abuse or neglect	38
Children with family assessments	211
Children in custody during SFY-2005	138
Average monthly children in custody	89
Children adopted	4
Total Children's Services expenditures	\$1.6 mil
Average monthly children receiving subsidized child care ⁽²⁾	74
Child care expenditures ⁽²⁾	\$0.2 mil

Youth Services

Youths committed	3
Average monthly youths in DYS custody	4

(1) Excludes Buy-In.

(2) Includes subsidized block grant children in Family Centered Services/Alternative Care/Children's Treatment Services/Intensive In-Home Services, Adoption Subsidy, Income Maintenance unduplicated within each fund, across funds and county.

ANDREW



QUICK FACTS ABOUT DSS IN

Andrew

SFY-2005

Medicaid/MC+

Number of people eligible for Medicaid/MC+ services	1,796
Medicaid/MC+ dollars spent in state fiscal year 2005 ⁽¹⁾	\$11.8 mil
Estimated portion of \$11.8 mil that was federal dollars	\$7.2 mil
Medicaid/MC+ dollars for inpatient hospital services	\$1.2 mil
Medicaid/MC+ dollars for physician services	\$1.1 mil
Medicaid/MC+ dollars for nursing home services	\$3.2 mil
Medicaid/MC+ dollars for pharmacy services	\$3.1 mil
Medicaid/MC+ dollars for managed care payments	NA

Family Support

Child support collections (IV-D and non-IV-D)	\$3.3 mil
Average monthly temporary assistance families	37
Total temporary assistance payments	\$0.1 mil
Average monthly food stamp benefit recipients	1,136
Total food stamp benefits received	\$1.0 mil

Child Welfare

Children involved in hotline reports	194
Children with probable cause abuse or neglect	12
Children with family assessments	166
Children in custody during SFY-2005	17
Average monthly children in custody	10
Children adopted	0
Total Children's Services expenditures	\$0.1 mil
Average monthly children receiving subsidized child care ⁽²⁾	40
Child care expenditures ⁽²⁾	\$0.1 mil

Youth Services

Youths committed	0
Average monthly youths in DYS custody	2

(1) Excludes Buy-In.

(2) Includes subsidized block grant children in Family Centered Services/Alternative Care/Children's Treatment Services/Intensive In-Home Services, Adoption Subsidy, Income Maintenance unduplicated within each fund, across funds and county.



QUICK FACTS ABOUT DSS IN

Atchison

SFY-2005

Medicaid/MC+

Number of people eligible for Medicaid/MC+ services	1,112
Medicaid/MC+ dollars spent in state fiscal year 2005 ⁽¹⁾	\$8.0 mil
Estimated portion of \$8.0 mil that was federal dollars	\$4.8 mil
Medicaid/MC+ dollars for inpatient hospital services	\$0.6 mil
Medicaid/MC+ dollars for physician services	\$0.4 mil
Medicaid/MC+ dollars for nursing home services	\$1.6 mil
Medicaid/MC+ dollars for pharmacy services	\$1.8 mil
Medicaid/MC+ dollars for managed care payments	NA

Family Support

Child support collections (IV-D and non-IV-D)	\$0.8 mil
Average monthly temporary assistance families	29
Total temporary assistance payments	\$0.1 mil
Average monthly food stamp benefit recipients	659
Total food stamp benefits received	\$0.6 mil

Child Welfare

Children involved in hotline reports	90
Children with probable cause abuse or neglect	10
Children with family assessments	62
Children in custody during SFY-2005	23
Average monthly children in custody	8
Children adopted	0
Total Children's Services expenditures	\$0.1 mil
Average monthly children receiving subsidized child care ⁽²⁾	16
Child care expenditures ⁽²⁾	\$30,625

Youth Services

Youths committed	0
Average monthly youths in DYS custody	2

(1) Excludes Buy-In.

(2) Includes subsidized block grant children in Family Centered Services/Alternative Care/Children's Treatment Services/Intensive In-Home Services, Adoption Subsidy, Income Maintenance unduplicated within each fund, across funds and county.

AUDRAIN



QUICK FACTS ABOUT DSS IN

Audrain

SFY-2005

Medicaid/MC+

Number of people eligible for Medicaid/MC+ services	4,594
Medicaid/MC+ dollars spent in state fiscal year 2005 ⁽¹⁾	\$25.8 mil
Estimated portion of \$25.8 mil that was federal dollars	\$15.7 mil
Medicaid/MC+ dollars for inpatient hospital services	\$1.1 mil
Medicaid/MC+ dollars for physician services	\$1.0 mil
Medicaid/MC+ dollars for nursing home services	\$4.0 mil
Medicaid/MC+ dollars for pharmacy services	\$5.5 mil
Medicaid/MC+ dollars for managed care payments	\$6.5 mil

Family Support

Child support collections (IV-D and non-IV-D)	\$3.6 mil
Average monthly temporary assistance families	177
Total temporary assistance payments	\$0.5 mil
Average monthly food stamp benefit recipients	3,285
Total food stamp benefits received	\$3.1 mil

Child Welfare

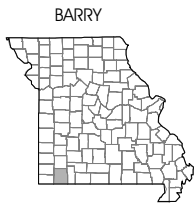
Children involved in hotline reports	343
Children with probable cause abuse or neglect	23
Children with family assessments	183
Children in custody during SFY-2005	64
Average monthly children in custody	45
Children adopted	4
Total Children's Services expenditures	\$0.7 mil
Average monthly children receiving subsidized child care ⁽²⁾	119
Child care expenditures ⁽²⁾	\$0.3 mil

Youth Services

Youths committed	1
Average monthly youths in DYS custody	8

(1) Excludes Buy-In.

(2) Includes subsidized block grant children in Family Centered Services/Alternative Care/Children's Treatment Services/Intensive In-Home Services, Adoption Subsidy, Income Maintenance unduplicated within each fund, across funds and county.



QUICK FACTS ABOUT DSS IN

Barry

SFY-2005

Medicaid/MC+

Number of people eligible for Medicaid/MC+ services	7,773
Medicaid/MC+ dollars spent in state fiscal year 2005 ⁽¹⁾	\$38.4 mil
Estimated portion of \$38.4 mil that was federal dollars	\$23.4 mil
Medicaid/MC+ dollars for inpatient hospital services	\$4.7 mil
Medicaid/MC+ dollars for physician services	\$3.8 mil
Medicaid/MC+ dollars for nursing home services	\$5.0 mil
Medicaid/MC+ dollars for pharmacy services	\$10.5 mil
Medicaid/MC+ dollars for managed care payments	NA

Family Support

Child support collections (IV-D and non-IV-D)	\$4.2 mil
Average monthly temporary assistance families	298
Total temporary assistance payments	\$0.9 mil
Average monthly food stamp benefit recipients	6,033
Total food stamp benefits received	\$5.4 mil

Child Welfare

Children involved in hotline reports	677
Children with probable cause abuse or neglect	78
Children with family assessments	354
Children in custody during SFY-2005	190
Average monthly children in custody	129
Children adopted	9
Total Children's Services expenditures	\$1.6 mil
Average monthly children receiving subsidized child care ⁽²⁾	118
Child care expenditures ⁽²⁾	\$0.2 mil

Youth Services

Youths committed	6
Average monthly youths in DYS custody	6

(1) Excludes Buy-In.

(2) Includes subsidized block grant children in Family Centered Services/Alternative Care/Children's Treatment Services/Intensive In-Home Services, Adoption Subsidy, Income Maintenance unduplicated within each fund, across funds and county.

BARTON



QUICK FACTS ABOUT DSS IN

Barton

SFY-2005

Medicaid/MC+

Number of people eligible for Medicaid/MC+ services	2,802
Medicaid/MC+ dollars spent in state fiscal year 2005 ⁽¹⁾	\$12.9 mil
Estimated portion of \$12.9 mil that was federal dollars	\$7.8 mil
Medicaid/MC+ dollars for inpatient hospital services	\$1.7 mil
Medicaid/MC+ dollars for physician services	\$1.1 mil
Medicaid/MC+ dollars for nursing home services	\$1.5 mil
Medicaid/MC+ dollars for pharmacy services	\$4.0 mil
Medicaid/MC+ dollars for managed care payments	NA

Family Support

Child support collections (IV-D and non-IV-D)	\$1.5 mil
Average monthly temporary assistance families	162
Total temporary assistance payments	\$0.5 mil
Average monthly food stamp benefit recipients	2,142
Total food stamp benefits received	\$1.9 mil

Child Welfare

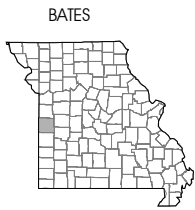
Children involved in hotline reports	188
Children with probable cause abuse or neglect	16
Children with family assessments	128
Children in custody during SFY-2005	23
Average monthly children in custody	14
Children adopted	1
Total Children's Services expenditures	\$0.3 mil
Average monthly children receiving subsidized child care ⁽²⁾	63
Child care expenditures ⁽²⁾	\$0.1 mil

Youth Services

Youths committed	2
Average monthly youths in DYS custody	4

(1) Excludes Buy-In.

(2) Includes subsidized block grant children in Family Centered Services/Alternative Care/Children's Treatment Services/Intensive In-Home Services, Adoption Subsidy, Income Maintenance unduplicated within each fund, across funds and county.



QUICK FACTS ABOUT DSS IN

Bates

SFY-2005

Medicaid/MC+

Number of people eligible for Medicaid/MC+ services	3,211
Medicaid/MC+ dollars spent in state fiscal year 2005 ⁽¹⁾	\$19.9 mil
Estimated portion of \$19.9 mil that was federal dollars	\$12.1 mil
Medicaid/MC+ dollars for inpatient hospital services	\$2.2 mil
Medicaid/MC+ dollars for physician services	\$1.4 mil
Medicaid/MC+ dollars for nursing home services	\$4.4 mil
Medicaid/MC+ dollars for pharmacy services	\$5.5 mil
Medicaid/MC+ dollars for managed care payments	NA

Family Support

Child support collections (IV-D and non-IV-D)	\$1.9 mil
Average monthly temporary assistance families	103
Total temporary assistance payments	\$0.3 mil
Average monthly food stamp benefit recipients	2,214
Total food stamp benefits received	\$1.9 mil

Child Welfare

Children involved in hotline reports	316
Children with probable cause abuse or neglect	36
Children with family assessments	190
Children in custody during SFY-2005	52
Average monthly children in custody	31
Children adopted	3
Total Children's Services expenditures	\$0.4 mil
Average monthly children receiving subsidized child care ⁽²⁾	39
Child care expenditures ⁽²⁾	\$0.1 mil

Youth Services

Youths committed	3
Average monthly youths in DYS custody	4

(1) Excludes Buy-In.

(2) Includes subsidized block grant children in Family Centered Services/Alternative Care/Children's Treatment Services/Intensive In-Home Services, Adoption Subsidy, Income Maintenance unduplicated within each fund, across funds and county.



QUICK FACTS ABOUT DSS IN

Benton

SFY-2005

Medicaid/MC+

Number of people eligible for Medicaid/MC+ services	4,376
Medicaid/MC+ dollars spent in state fiscal year 2005 ⁽¹⁾	\$21.1 mil
Estimated portion of \$21.1 mil that was federal dollars	\$12.8 mil
Medicaid/MC+ dollars for inpatient hospital services	\$2.2 mil
Medicaid/MC+ dollars for physician services	\$1.4 mil
Medicaid/MC+ dollars for nursing home services	\$3.7 mil
Medicaid/MC+ dollars for pharmacy services	\$6.6 mil
Medicaid/MC+ dollars for managed care payments	NA

Family Support

Child support collections (IV-D and non-IV-D)	\$1.4 mil
Average monthly temporary assistance families	203
Total temporary assistance payments	\$0.6 mil
Average monthly food stamp benefit recipients	3,315
Total food stamp benefits received	\$3.0 mil

Child Welfare

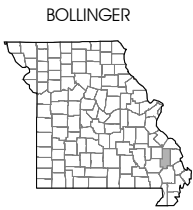
Children involved in hotline reports	251
Children with probable cause abuse or neglect	46
Children with family assessments	96
Children in custody during SFY-2005	16
Average monthly children in custody	11
Children adopted	1
Total Children's Services expenditures	\$0.2 mil
Average monthly children receiving subsidized child care ⁽²⁾	88
Child care expenditures ⁽²⁾	\$0.2 mil

Youth Services

Youths committed	2
Average monthly youths in DYS custody	0

(1) Excludes Buy-In.

(2) Includes subsidized block grant children in Family Centered Services/Alternative Care/Children's Treatment Services/Intensive In-Home Services, Adoption Subsidy, Income Maintenance unduplicated within each fund, across funds and county.



QUICK FACTS ABOUT DSS IN

Bollinger

SFY-2005

Medicaid/MC+

Number of people eligible for Medicaid/MC+ services	2,815
Medicaid/MC+ dollars spent in state fiscal year 2005 ⁽¹⁾	\$17.4 mil
Estimated portion of \$17.4 mil that was federal dollars	\$10.6 mil
Medicaid/MC+ dollars for inpatient hospital services	\$2.3 mil
Medicaid/MC+ dollars for physician services	\$2.0 mil
Medicaid/MC+ dollars for nursing home services	\$1.7 mil
Medicaid/MC+ dollars for pharmacy services	\$5.5 mil
Medicaid/MC+ dollars for managed care payments	NA

Family Support

Child support collections (IV-D and non-IV-D)	\$1.1 mil
Average monthly temporary assistance families	63
Total temporary assistance payments	\$0.2 mil
Average monthly food stamp benefit recipients	2,135
Total food stamp benefits received	\$1.8 mil

Child Welfare

Children involved in hotline reports	151
Children with probable cause abuse or neglect	22
Children with family assessments	88
Children in custody during SFY-2005	18
Average monthly children in custody	6
Children adopted	0
Total Children's Services expenditures	\$34,396
Average monthly children receiving subsidized child care ⁽²⁾	84
Child care expenditures ⁽²⁾	\$0.2 mil

Youth Services

Youths committed	3
Average monthly youths in DYS custody	2

(1) Excludes Buy-In.

(2) Includes subsidized block grant children in Family Centered Services/Alternative Care/Children's Treatment Services/Intensive In-Home Services, Adoption Subsidy, Income Maintenance unduplicated within each fund, across funds and county.



QUICK FACTS ABOUT DSS IN

Boone

SFY-2005

Medicaid/MC+

Number of people eligible for Medicaid/MC+ services	19,339
Medicaid/MC+ dollars spent in state fiscal year 2005 ⁽¹⁾	\$117.5 mil
Estimated portion of \$117.5 mil that was federal dollars	\$71.5 mil
Medicaid/MC+ dollars for inpatient hospital services	\$8.4 mil
Medicaid/MC+ dollars for physician services	\$5.8 mil
Medicaid/MC+ dollars for nursing home services	\$11.2 mil
Medicaid/MC+ dollars for pharmacy services	\$22.9 mil
Medicaid/MC+ dollars for managed care payments	\$29.5 mil

Family Support

Child support collections (IV-D and non-IV-D)	\$15.0 mil
Average monthly temporary assistance families	926
Total temporary assistance payments	\$2.6 mil
Average monthly food stamp benefit recipients	15,387
Total food stamp benefits received	\$15.5 mil

Child Welfare

Children involved in hotline reports	1,439
Children with probable cause abuse or neglect	107
Children with family assessments	929
Children in custody during SFY-2005	415
Average monthly children in custody	311
Children adopted	20
Total Children's Services expenditures	\$5.0 mil
Average monthly children receiving subsidized child care ⁽²⁾	1,517
Child care expenditures ⁽²⁾	\$5.9 mil

Youth Services

Youths committed	45
Average monthly youths in DYS custody	88

(1) Excludes Buy-In.

(2) Includes subsidized block grant children in Family Centered Services/Alternative Care/Children's Treatment Services/Intensive In-Home Services, Adoption Subsidy, Income Maintenance unduplicated within each fund, across funds and county.



QUICK FACTS ABOUT DSS IN
Buchanan

SFY-2005

Medicaid/MC+

Number of people eligible for Medicaid/MC+ services	16,746
Medicaid/MC+ dollars spent in state fiscal year 2005 ⁽¹⁾	\$98.5 mil
Estimated portion of \$98.5 mil that was federal dollars	\$60.0 mil
Medicaid/MC+ dollars for inpatient hospital services	\$13.7 mil
Medicaid/MC+ dollars for physician services	\$8.4 mil
Medicaid/MC+ dollars for nursing home services	\$10.8 mil
Medicaid/MC+ dollars for pharmacy services	\$27.3 mil
Medicaid/MC+ dollars for managed care payments	NA

Family Support

Child support collections (IV-D and non-IV-D)	\$19.8 mil
Average monthly temporary assistance families	710
Total temporary assistance payments	\$2.0 mil
Average monthly food stamp benefit recipients	13,278
Total food stamp benefits received	\$12.6 mil

Child Welfare

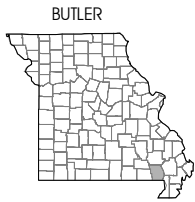
Children involved in hotline reports	1,969
Children with probable cause abuse or neglect	172
Children with family assessments	1,565
Children in custody during SFY-2005	153
Average monthly children in custody	99
Children adopted	26
Total Children's Services expenditures	\$2.2 mil
Average monthly children receiving subsidized child care ⁽²⁾	735
Child care expenditures ⁽²⁾	\$2.3 mil

Youth Services

Youths committed	13
Average monthly youths in DYS custody	13

(1) Excludes Buy-In.

(2) Includes subsidized block grant children in Family Centered Services/Alternative Care/Children's Treatment Services/Intensive In-Home Services, Adoption Subsidy, Income Maintenance unduplicated within each fund, across funds and county.



QUICK FACTS ABOUT DSS IN

Butler

SFY-2005

Medicaid/MC+

Number of people eligible for Medicaid/MC+ services	12,089
Medicaid/MC+ dollars spent in state fiscal year 2005 ⁽¹⁾	\$80.8 mil
Estimated portion of \$80.8 mil that was federal dollars	\$49.2 mil
Medicaid/MC+ dollars for inpatient hospital services	\$8.9 mil
Medicaid/MC+ dollars for physician services	\$9.2 mil
Medicaid/MC+ dollars for nursing home services	\$9.1 mil
Medicaid/MC+ dollars for pharmacy services	\$25.5 mil
Medicaid/MC+ dollars for managed care payments	NA

Family Support

Child support collections (IV-D and non-IV-D)	\$4.7 mil
Average monthly temporary assistance families	609
Total temporary assistance payments	\$1.7 mil
Average monthly food stamp benefit recipients	9,902
Total food stamp benefits received	\$8.5 mil

Child Welfare

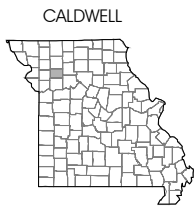
Children involved in hotline reports	891
Children with probable cause abuse or neglect	84
Children with family assessments	610
Children in custody during SFY-2005	81
Average monthly children in custody	52
Children adopted	11
Total Children's Services expenditures	\$0.8 mil
Average monthly children receiving subsidized child care ⁽²⁾	495
Child care expenditures ⁽²⁾	\$1.1 mil

Youth Services

Youths committed	6
Average monthly youths in DYS custody	13

(1) Excludes Buy-In.

(2) Includes subsidized block grant children in Family Centered Services/Alternative Care/Children's Treatment Services/Intensive In-Home Services, Adoption Subsidy, Income Maintenance unduplicated within each fund, across funds and county.



QUICK FACTS ABOUT DSS IN *Caldwell*

SFY-2005

Medicaid/MC+

Number of people eligible for Medicaid/MC+ services	1,723
Medicaid/MC+ dollars spent in state fiscal year 2005 ⁽¹⁾	\$8.1 mil
Estimated portion of \$8.1 mil that was federal dollars	\$4.9 mil
Medicaid/MC+ dollars for inpatient hospital services	\$1.0 mil
Medicaid/MC+ dollars for physician services	\$1.3 mil
Medicaid/MC+ dollars for nursing home services	\$1.7 mil
Medicaid/MC+ dollars for pharmacy services	\$1.6 mil
Medicaid/MC+ dollars for managed care payments	NA

Family Support

Child support collections (IV-D and non-IV-D)	\$1.1 mil
Average monthly temporary assistance families	48
Total temporary assistance payments	\$0.1 mil
Average monthly food stamp benefit recipients	1,189
Total food stamp benefits received	\$1.1 mil

Child Welfare

Children involved in hotline reports	160
Children with probable cause abuse or neglect	22
Children with family assessments	105
Children in custody during SFY-2005	15
Average monthly children in custody	9
Children adopted	0
Total Children's Services expenditures	\$45,387
Average monthly children receiving subsidized child care ⁽²⁾	18
Child care expenditures ⁽²⁾	\$33,868

Youth Services

Youths committed	2
Average monthly youths in DYS custody	2

(1) Excludes Buy-In.

(2) Includes subsidized block grant children in Family Centered Services/Alternative Care/Children's Treatment Services/Intensive In-Home Services, Adoption Subsidy, Income Maintenance unduplicated within each fund, across funds and county.



QUICK FACTS ABOUT DSS IN *Callaway*

SFY-2005

Medicaid/MC+

Number of people eligible for Medicaid/MC+ services	6,577
Medicaid/MC+ dollars spent in state fiscal year 2005 ⁽¹⁾	\$36.6 mil
Estimated portion of \$36.6 mil that was federal dollars	\$22.3 mil
Medicaid/MC+ dollars for inpatient hospital services	\$4.4 mil
Medicaid/MC+ dollars for physician services	\$1.2 mil
Medicaid/MC+ dollars for nursing home services	\$4.3 mil
Medicaid/MC+ dollars for pharmacy services	\$6.7 mil
Medicaid/MC+ dollars for managed care payments	\$9.9 mil

Family Support

Child support collections (IV-D and non-IV-D)	\$3.6 mil
Average monthly temporary assistance families	260
Total temporary assistance payments	\$0.7 mil
Average monthly food stamp benefit recipients	4,413
Total food stamp benefits received	\$4.1 mil

Child Welfare

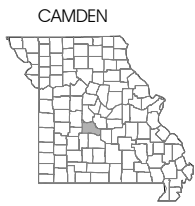
Children involved in hotline reports	749
Children with probable cause abuse or neglect	69
Children with family assessments	437
Children in custody during SFY-2005	161
Average monthly children in custody	110
Children adopted	15
Total Children's Services expenditures	\$1.6 mil
Average monthly children receiving subsidized child care ⁽²⁾	148
Child care expenditures ⁽²⁾	\$0.4 mil

Youth Services

Youths committed	8
Average monthly youths in DYS custody	18

(1) Excludes Buy-In.

(2) Includes subsidized block grant children in Family Centered Services/Alternative Care/Children's Treatment Services/Intensive In-Home Services, Adoption Subsidy, Income Maintenance unduplicated within each fund, across funds and county.



QUICK FACTS ABOUT DSS IN

Camden

SFY-2005

Medicaid/MC+

Number of people eligible for Medicaid/MC+ services	6,341
Medicaid/MC+ dollars spent in state fiscal year 2005 ⁽¹⁾	\$30.9 mil
Estimated portion of \$30.9 mil that was federal dollars	\$18.8 mil
Medicaid/MC+ dollars for inpatient hospital services	\$1.9 mil
Medicaid/MC+ dollars for physician services	\$1.4 mil
Medicaid/MC+ dollars for nursing home services	\$4.4 mil
Medicaid/MC+ dollars for pharmacy services	\$6.6 mil
Medicaid/MC+ dollars for managed care payments	\$9.7 mil

Family Support

Child support collections (IV-D and non-IV-D)	\$3.0 mil
Average monthly temporary assistance families	169
Total temporary assistance payments	\$0.5 mil
Average monthly food stamp benefit recipients	4,374
Total food stamp benefits received	\$4.1 mil

Child Welfare

Children involved in hotline reports	454
Children with probable cause abuse or neglect	95
Children with family assessments	233
Children in custody during SFY-2005	94
Average monthly children in custody	54
Children adopted	6
Total Children's Services expenditures	\$0.6 mil
Average monthly children receiving subsidized child care ⁽²⁾	78
Child care expenditures ⁽²⁾	\$0.1 mil

Youth Services

Youths committed	16
Average monthly youths in DYS custody	16

(1) Excludes Buy-In.

(2) Includes subsidized block grant children in Family Centered Services/Alternative Care/Children's Treatment Services/Intensive In-Home Services, Adoption Subsidy, Income Maintenance unduplicated within each fund, across funds and county.

CAPE GIRARDEAU



QUICK FACTS ABOUT DSS IN
Cape Girardeau

SFY-2005

Medicaid/MC+

Number of people eligible for Medicaid/MC+ services	11,024
Medicaid/MC+ dollars spent in state fiscal year 2005 ⁽¹⁾	\$69.5 mil
Estimated portion of \$69.5 mil that was federal dollars	\$42.3 mil
Medicaid/MC+ dollars for inpatient hospital services	\$7.6 mil
Medicaid/MC+ dollars for physician services	\$6.0 mil
Medicaid/MC+ dollars for nursing home services	\$12.2 mil
Medicaid/MC+ dollars for pharmacy services	\$18.8 mil
Medicaid/MC+ dollars for managed care payments	NA

Family Support

Child support collections (IV-D and non-IV-D)	\$9.5 mil
Average monthly temporary assistance families	616
Total temporary assistance payments	\$1.8 mil
Average monthly food stamp benefit recipients	9,075
Total food stamp benefits received	\$8.7 mil

Child Welfare

Children involved in hotline reports	879
Children with probable cause abuse or neglect	91
Children with family assessments	482
Children in custody during SFY-2005	149
Average monthly children in custody	81
Children adopted	17
Total Children's Services expenditures	\$2.1 mil
Average monthly children receiving subsidized child care ⁽²⁾	645
Child care expenditures ⁽²⁾	\$1.4 mil

Youth Services

Youths committed	27
Average monthly youths in DYS custody	29

(1) Excludes Buy-In.

(2) Includes subsidized block grant children in Family Centered Services/Alternative Care/Children's Treatment Services/Intensive In-Home Services, Adoption Subsidy, Income Maintenance unduplicated within each fund, across funds and county.



QUICK FACTS ABOUT DSS IN

Carroll

SFY-2005

Medicaid/MC+

Number of people eligible for Medicaid/MC+ services	2,266
Medicaid/MC+ dollars spent in state fiscal year 2005 ⁽¹⁾	\$11.5 mil
Estimated portion of \$11.5 mil that was federal dollars	\$7.0 mil
Medicaid/MC+ dollars for inpatient hospital services	\$1.4 mil
Medicaid/MC+ dollars for physician services	\$0.7 mil
Medicaid/MC+ dollars for nursing home services	\$2.1 mil
Medicaid/MC+ dollars for pharmacy services	\$3.1 mil
Medicaid/MC+ dollars for managed care payments	NA

Family Support

Child support collections (IV-D and non-IV-D)	\$1.4 mil
Average monthly temporary assistance families	71
Total temporary assistance payments	\$0.2 mil
Average monthly food stamp benefit recipients	1,452
Total food stamp benefits received	\$1.3 mil

Child Welfare

Children involved in hotline reports	165
Children with probable cause abuse or neglect	10
Children with family assessments	119
Children in custody during SFY-2005	3
Average monthly children in custody	2
Children adopted	0
Total Children's Services expenditures	\$0.1 mil
Average monthly children receiving subsidized child care ⁽²⁾	28
Child care expenditures ⁽²⁾	\$49,750

Youth Services

Youths committed	4
Average monthly youths in DYS custody	4

(1) Excludes Buy-In.

(2) Includes subsidized block grant children in Family Centered Services/Alternative Care/Children's Treatment Services/Intensive In-Home Services, Adoption Subsidy, Income Maintenance unduplicated within each fund, across funds and county.



QUICK FACTS ABOUT DSS IN

Carter

SFY-2005

Medicaid/MC+

Number of people eligible for Medicaid/MC+ services	2,086
Medicaid/MC+ dollars spent in state fiscal year 2005 ⁽¹⁾	\$12.1 mil
Estimated portion of \$12.1 mil that was federal dollars	\$7.4 mil
Medicaid/MC+ dollars for inpatient hospital services	\$1.2 mil
Medicaid/MC+ dollars for physician services	\$1.6 mil
Medicaid/MC+ dollars for nursing home services	\$0.8 mil
Medicaid/MC+ dollars for pharmacy services	\$3.9 mil
Medicaid/MC+ dollars for managed care payments	NA

Family Support

Child support collections (IV-D and non-IV-D)	\$0.6 mil
Average monthly temporary assistance families	68
Total temporary assistance payments	\$0.2 mil
Average monthly food stamp benefit recipients	1,721
Total food stamp benefits received	\$1.4 mil

Child Welfare

Children involved in hotline reports	121
Children with probable cause abuse or neglect	13
Children with family assessments	88
Children in custody during SFY-2005	7
Average monthly children in custody	5
Children adopted	0
Total Children's Services expenditures	\$43,256
Average monthly children receiving subsidized child care ⁽²⁾	22
Child care expenditures ⁽²⁾	\$45,068

Youth Services

Youths committed	0
Average monthly youths in DYS custody	0

(1) Excludes Buy-In.

(2) Includes subsidized block grant children in Family Centered Services/Alternative Care/Children's Treatment Services/Intensive In-Home Services, Adoption Subsidy, Income Maintenance unduplicated within each fund, across funds and county.



QUICK FACTS ABOUT DSS IN

Cass

SFY-2005

Medicaid/MC+

Number of people eligible for Medicaid/MC+ services	10,548
Medicaid/MC+ dollars spent in state fiscal year 2005 ⁽¹⁾	\$56.8 mil
Estimated portion of \$56.8 mil that was federal dollars	\$34.6 mil
Medicaid/MC+ dollars for inpatient hospital services	\$3.1 mil
Medicaid/MC+ dollars for physician services	\$1.8 mil
Medicaid/MC+ dollars for nursing home services	\$13.2 mil
Medicaid/MC+ dollars for pharmacy services	\$11.1 mil
Medicaid/MC+ dollars for managed care payments	\$15.9 mil

Family Support

Child support collections (IV-D and non-IV-D)	\$11.5 mil
Average monthly temporary assistance families	463
Total temporary assistance payments	\$1.3 mil
Average monthly food stamp benefit recipients	6,710
Total food stamp benefits received	\$6.5 mil

Child Welfare

Children involved in hotline reports	1,013
Children with probable cause abuse or neglect	63
Children with family assessments	603
Children in custody during SFY-2005	82
Average monthly children in custody	56
Children adopted	13
Total Children's Services expenditures	\$1.8 mil
Average monthly children receiving subsidized child care ⁽²⁾	399
Child care expenditures ⁽²⁾	\$1.4 mil

Youth Services

Youths committed	13
Average monthly youths in DYS custody	20

(1) Excludes Buy-In.

(2) Includes subsidized block grant children in Family Centered Services/Alternative Care/Children's Treatment Services/Intensive In-Home Services, Adoption Subsidy, Income Maintenance unduplicated within each fund, across funds and county.

CEDAR

QUICK FACTS ABOUT DSS IN



Cedar

SFY-2005

Medicaid/MC+

Number of people eligible for Medicaid/MC+ services	3,623
Medicaid/MC+ dollars spent in state fiscal year 2005 ⁽¹⁾	\$19.1 mil
Estimated portion of \$19.1 mil that was federal dollars	\$11.6 mil
Medicaid/MC+ dollars for inpatient hospital services	\$1.7 mil
Medicaid/MC+ dollars for physician services	\$1.9 mil
Medicaid/MC+ dollars for nursing home services	\$2.5 mil
Medicaid/MC+ dollars for pharmacy services	\$5.2 mil
Medicaid/MC+ dollars for managed care payments	NA

Family Support

Child support collections (IV-D and non-IV-D)	\$1.3 mil
Average monthly temporary assistance families	162
Total temporary assistance payments	\$0.4 mil
Average monthly food stamp benefit recipients	2,694
Total food stamp benefits received	\$2.4 mil

Child Welfare

Children involved in hotline reports	318
Children with probable cause abuse or neglect	27
Children with family assessments	192
Children in custody during SFY-2005	47
Average monthly children in custody	30
Children adopted	9
Total Children's Services expenditures	\$0.7 mil
Average monthly children receiving subsidized child care ⁽²⁾	82
Child care expenditures ⁽²⁾	\$0.2 mil

Youth Services

Youths committed	1
Average monthly youths in DYS custody	4

(1) Excludes Buy-In.

(2) Includes subsidized block grant children in Family Centered Services/Alternative Care/Children's Treatment Services/Intensive In-Home Services, Adoption Subsidy, Income Maintenance unduplicated within each fund, across funds and county.

CHARITON



QUICK FACTS ABOUT DSS IN

Chariton

SFY-2005

Medicaid/MC+

Number of people eligible for Medicaid/MC+ services	1,387
Medicaid/MC+ dollars spent in state fiscal year 2005 ⁽¹⁾	\$10.8 mil
Estimated portion of \$10.8 mil that was federal dollars	\$6.5 mil
Medicaid/MC+ dollars for inpatient hospital services	\$0.6 mil
Medicaid/MC+ dollars for physician services	\$0.4 mil
Medicaid/MC+ dollars for nursing home services	\$3.9 mil
Medicaid/MC+ dollars for pharmacy services	\$2.4 mil
Medicaid/MC+ dollars for managed care payments	\$1.7 mil

Family Support

Child support collections (IV-D and non-IV-D)	\$0.8 mil
Average monthly temporary assistance families	38
Total temporary assistance payments	\$0.1 mil
Average monthly food stamp benefit recipients	840
Total food stamp benefits received	\$0.7 mil

Child Welfare

Children involved in hotline reports	106
Children with probable cause abuse or neglect	15
Children with family assessments	63
Children in custody during SFY-2005	32
Average monthly children in custody	17
Children adopted	0
Total Children's Services expenditures	\$0.1 mil
Average monthly children receiving subsidized child care ⁽²⁾	26
Child care expenditures ⁽²⁾	\$0.1 mil

Youth Services

Youths committed	1
Average monthly youths in DYS custody	2

(1) Excludes Buy-In.

(2) Includes subsidized block grant children in Family Centered Services/Alternative Care/Children's Treatment Services/Intensive In-Home Services, Adoption Subsidy, Income Maintenance unduplicated within each fund, across funds and county.

CHRISTIAN

QUICK FACTS ABOUT DSS IN

Christian



SFY-2005

Medicaid/MC+

Number of people eligible for Medicaid/MC+ services	9,250
Medicaid/MC+ dollars spent in state fiscal year 2005 ⁽¹⁾	\$40.9 mil
Estimated portion of \$40.9 mil that was federal dollars	\$24.9 mil
Medicaid/MC+ dollars for inpatient hospital services	\$5.8 mil
Medicaid/MC+ dollars for physician services	\$4.0 mil
Medicaid/MC+ dollars for nursing home services	\$4.4 mil
Medicaid/MC+ dollars for pharmacy services	\$13.3 mil
Medicaid/MC+ dollars for managed care payments	NA

Family Support

Child support collections (IV-D and non-IV-D)	\$6.6 mil
Average monthly temporary assistance families	250
Total temporary assistance payments	\$0.7 mil
Average monthly food stamp benefit recipients	5,978
Total food stamp benefits received	\$5.6 mil

Child Welfare

Children involved in hotline reports	757
Children with probable cause abuse or neglect	153
Children with family assessments	373
Children in custody during SFY-2005	272
Average monthly children in custody	166
Children adopted	10
Total Children's Services expenditures	\$2.5 mil
Average monthly children receiving subsidized child care ⁽²⁾	299
Child care expenditures ⁽²⁾	\$0.8 mil

Youth Services

Youths committed	10
Average monthly youths in DYS custody	18

(1) Excludes Buy-In.

(2) Includes subsidized block grant children in Family Centered Services/Alternative Care/Children's Treatment Services/Intensive In-Home Services, Adoption Subsidy, Income Maintenance unduplicated within each fund, across funds and county.

CLARK



QUICK FACTS ABOUT DSS IN

Clark

SFY-2005

Medicaid/MC+

Number of people eligible for Medicaid/MC+ services	1,440
Medicaid/MC+ dollars spent in state fiscal year 2005 ⁽¹⁾	\$6.5 mil
Estimated portion of \$6.5 mil that was federal dollars	\$3.9 mil
Medicaid/MC+ dollars for inpatient hospital services	\$0.9 mil
Medicaid/MC+ dollars for physician services	\$0.6 mil
Medicaid/MC+ dollars for nursing home services	\$1.3 mil
Medicaid/MC+ dollars for pharmacy services	\$1.8 mil
Medicaid/MC+ dollars for managed care payments	NA

Family Support

Child support collections (IV-D and non-IV-D)	\$1.0 mil
Average monthly temporary assistance families	47
Total temporary assistance payments	\$0.1 mil
Average monthly food stamp benefit recipients	1,001
Total food stamp benefits received	\$0.8 mil

Child Welfare

Children involved in hotline reports	129
Children with probable cause abuse or neglect	17
Children with family assessments	72
Children in custody during SFY-2005	39
Average monthly children in custody	26
Children adopted	1
Total Children's Services expenditures	\$0.3 mil
Average monthly children receiving subsidized child care ⁽²⁾	41
Child care expenditures ⁽²⁾	\$0.1 mil

Youth Services

Youths committed	1
Average monthly youths in DYS custody	1

(1) Excludes Buy-In.

(2) Includes subsidized block grant children in Family Centered Services/Alternative Care/Children's Treatment Services/Intensive In-Home Services, Adoption Subsidy, Income Maintenance unduplicated within each fund, across funds and county.

CLAY



QUICK FACTS ABOUT DSS IN

Clay

SFY-2005

Medicaid/MC+

Number of people eligible for Medicaid/MC+ services	19,660
Medicaid/MC+ dollars spent in state fiscal year 2005 ⁽¹⁾	\$105.4 mil
Estimated portion of \$105.4 mil that was federal dollars	\$64.1 mil
Medicaid/MC+ dollars for inpatient hospital services	\$7.8 mil
Medicaid/MC+ dollars for physician services	\$3.9 mil
Medicaid/MC+ dollars for nursing home services	\$21.9 mil
Medicaid/MC+ dollars for pharmacy services	\$18.8 mil
Medicaid/MC+ dollars for managed care payments	\$28.7 mil

Family Support

Child support collections (IV-D and non-IV-D)	\$32.4 mil
Average monthly temporary assistance families	672
Total temporary assistance payments	\$1.9 mil
Average monthly food stamp benefit recipients	13,433
Total food stamp benefits received	\$13.3 mil

Child Welfare

Children involved in hotline reports	2,073
Children with probable cause abuse or neglect	198
Children with family assessments	1,500
Children in custody during SFY-2005	195
Average monthly children in custody	119
Children adopted	18
Total Children's Services expenditures	\$3.5 mil
Average monthly children receiving subsidized child care ⁽²⁾	729
Child care expenditures ⁽²⁾	\$2.8 mil

Youth Services

Youths committed	33
Average monthly youths in DYS custody	42

(1) Excludes Buy-In.

(2) Includes subsidized block grant children in Family Centered Services/Alternative Care/Children's Treatment Services/Intensive In-Home Services, Adoption Subsidy, Income Maintenance unduplicated within each fund, across funds and county.

CLINTON



QUICK FACTS ABOUT DSS IN

Clinton

SFY-2005

Medicaid/MC+

Number of people eligible for Medicaid/MC+ services	2,205
Medicaid/MC+ dollars spent in state fiscal year 2005 ⁽¹⁾	\$14.2 mil
Estimated portion of \$14.2 mil that was federal dollars	\$8.7 mil
Medicaid/MC+ dollars for inpatient hospital services	\$2.0 mil
Medicaid/MC+ dollars for physician services	\$0.9 mil
Medicaid/MC+ dollars for nursing home services	\$4.4 mil
Medicaid/MC+ dollars for pharmacy services	\$3.1 mil
Medicaid/MC+ dollars for managed care payments	NA

Family Support

Child support collections (IV-D and non-IV-D)	\$3.0 mil
Average monthly temporary assistance families	106
Total temporary assistance payments	\$0.3 mil
Average monthly food stamp benefit recipients	1,417
Total food stamp benefits received	\$1.2 mil

Child Welfare

Children involved in hotline reports	261
Children with probable cause abuse or neglect	23
Children with family assessments	177
Children in custody during SFY-2005	27
Average monthly children in custody	18
Children adopted	6
Total Children's Services expenditures	\$0.4 mil
Average monthly children receiving subsidized child care ⁽²⁾	40
Child care expenditures ⁽²⁾	\$0.1 mil

Youth Services

Youths committed	5
Average monthly youths in DYS custody	12

(1) Excludes Buy-In.

(2) Includes subsidized block grant children in Family Centered Services/Alternative Care/Children's Treatment Services/Intensive In-Home Services, Adoption Subsidy, Income Maintenance unduplicated within each fund, across funds and county.



QUICK FACTS ABOUT DSS IN

Cole

SFY-2005

Medicaid/MC+

Number of people eligible for Medicaid/MC+ services	8,781
Medicaid/MC+ dollars spent in state fiscal year 2005 ⁽¹⁾	\$51.7 mil
Estimated portion of \$51.7 mil that was federal dollars	\$31.5 mil
Medicaid/MC+ dollars for inpatient hospital services	\$3.8 mil
Medicaid/MC+ dollars for physician services	\$1.8 mil
Medicaid/MC+ dollars for nursing home services	\$7.5 mil
Medicaid/MC+ dollars for pharmacy services	\$10.7 mil
Medicaid/MC+ dollars for managed care payments	\$13.5 mil

Family Support

Child support collections (IV-D and non-IV-D)	\$22.0 mil
Average monthly temporary assistance families	334
Total temporary assistance payments	\$0.9 mil
Average monthly food stamp benefit recipients	6,264
Total food stamp benefits received	\$5.9 mil

Child Welfare

Children involved in hotline reports	906
Children with probable cause abuse or neglect	69
Children with family assessments	474
Children in custody during SFY-2005	282
Average monthly children in custody	191
Children adopted	21
Total Children's Services expenditures	\$2.2 mil
Average monthly children receiving subsidized child care ⁽²⁾	329
Child care expenditures ⁽²⁾	\$0.9 mil

Youth Services

Youths committed	9
Average monthly youths in DYS custody	14

(1) Excludes Buy-In.

(2) Includes subsidized block grant children in Family Centered Services/Alternative Care/Children's Treatment Services/Intensive In-Home Services, Adoption Subsidy, Income Maintenance unduplicated within each fund, across funds and county.



QUICK FACTS ABOUT DSS IN

Cooper

SFY-2005

Medicaid/MC+

Number of people eligible for Medicaid/MC+ services	2,444
Medicaid/MC+ dollars spent in state fiscal year 2005 ⁽¹⁾	\$15.6 mil
Estimated portion of \$15.6 mil that was federal dollars	\$9.5 mil
Medicaid/MC+ dollars for inpatient hospital services	\$0.7 mil
Medicaid/MC+ dollars for physician services	\$0.5 mil
Medicaid/MC+ dollars for nursing home services	\$4.0 mil
Medicaid/MC+ dollars for pharmacy services	\$3.0 mil
Medicaid/MC+ dollars for managed care payments	\$3.5 mil

Family Support

Child support collections (IV-D and non-IV-D)	\$1.8 mil
Average monthly temporary assistance families	94
Total temporary assistance payments	\$0.3 mil
Average monthly food stamp benefit recipients	1,745
Total food stamp benefits received	\$1.6 mil

Child Welfare

Children involved in hotline reports	212
Children with probable cause abuse or neglect	20
Children with family assessments	167
Children in custody during SFY-2005	53
Average monthly children in custody	38
Children adopted	0
Total Children's Services expenditures	\$0.1 mil
Average monthly children receiving subsidized child care ⁽²⁾	106
Child care expenditures ⁽²⁾	\$0.2 mil

Youth Services

Youths committed	7
Average monthly youths in DYS custody	5

(1) Excludes Buy-In.

(2) Includes subsidized block grant children in Family Centered Services/Alternative Care/Children's Treatment Services/Intensive In-Home Services, Adoption Subsidy, Income Maintenance unduplicated within each fund, across funds and county.

CRAWFORD



QUICK FACTS ABOUT DSS IN

Crawford

SFY-2005

Medicaid/MC+

Number of people eligible for Medicaid/MC+ services	5,585
Medicaid/MC+ dollars spent in state fiscal year 2005 ⁽¹⁾	\$31.5 mil
Estimated portion of \$31.5 mil that was federal dollars	\$19.2 mil
Medicaid/MC+ dollars for inpatient hospital services	\$4.4 mil
Medicaid/MC+ dollars for physician services	\$3.2 mil
Medicaid/MC+ dollars for nursing home services	\$4.8 mil
Medicaid/MC+ dollars for pharmacy services	\$9.4 mil
Medicaid/MC+ dollars for managed care payments	NA

Family Support

Child support collections (IV-D and non-IV-D)	\$2.7 mil
Average monthly temporary assistance families	239
Total temporary assistance payments	\$0.7 mil
Average monthly food stamp benefit recipients	4,301
Total food stamp benefits received	\$3.8 mil

Child Welfare

Children involved in hotline reports	438
Children with probable cause abuse or neglect	47
Children with family assessments	275
Children in custody during SFY-2005	143
Average monthly children in custody	102
Children adopted	0
Total Children's Services expenditures	\$0.8 mil
Average monthly children receiving subsidized child care ⁽²⁾	101
Child care expenditures ⁽²⁾	\$0.2 mil

Youth Services

Youths committed	7
Average monthly youths in DYS custody	8

(1) Excludes Buy-In.

(2) Includes subsidized block grant children in Family Centered Services/Alternative Care/Children's Treatment Services/Intensive In-Home Services, Adoption Subsidy, Income Maintenance unduplicated within each fund, across funds and county.

DADE



QUICK FACTS ABOUT DSS IN

Dade

SFY-2005

Medicaid/MC+

Number of people eligible for Medicaid/MC+ services	1,705
Medicaid/MC+ dollars spent in state fiscal year 2005 ⁽¹⁾	\$9.1 mil
Estimated portion of \$9.1 mil that was federal dollars	\$5.5 mil
Medicaid/MC+ dollars for inpatient hospital services	\$1.1 mil
Medicaid/MC+ dollars for physician services	\$0.9 mil
Medicaid/MC+ dollars for nursing home services	\$2.2 mil
Medicaid/MC+ dollars for pharmacy services	\$2.7 mil
Medicaid/MC+ dollars for managed care payments	NA

Family Support

Child support collections (IV-D and non-IV-D)	\$0.7 mil
Average monthly temporary assistance families	51
Total temporary assistance payments	\$0.1 mil
Average monthly food stamp benefit recipients	1,274
Total food stamp benefits received	\$1.0 mil

Child Welfare

Children involved in hotline reports	123
Children with probable cause abuse or neglect	8
Children with family assessments	92
Children in custody during SFY-2005	13
Average monthly children in custody	11
Children adopted	0
Total Children's Services expenditures	\$0.2 mil
Average monthly children receiving subsidized child care ⁽²⁾	18
Child care expenditures ⁽²⁾	\$44,074

Youth Services

Youths committed	1
Average monthly youths in DYS custody	3

(1) Excludes Buy-In.

(2) Includes subsidized block grant children in Family Centered Services/Alternative Care/Children's Treatment Services/Intensive In-Home Services, Adoption Subsidy, Income Maintenance unduplicated within each fund, across funds and county.



QUICK FACTS ABOUT DSS IN
Dallas

SFY-2005

Medicaid/MC+

Number of people eligible for Medicaid/MC+ services	3,826
Medicaid/MC+ dollars spent in state fiscal year 2005 ⁽¹⁾	\$19.0 mil
Estimated portion of \$19.0 mil that was federal dollars	\$11.5 mil
Medicaid/MC+ dollars for inpatient hospital services	\$2.0 mil
Medicaid/MC+ dollars for physician services	\$2.2 mil
Medicaid/MC+ dollars for nursing home services	\$3.1 mil
Medicaid/MC+ dollars for pharmacy services	\$6.0 mil
Medicaid/MC+ dollars for managed care payments	NA

Family Support

Child support collections (IV-D and non-IV-D)	\$1.4 mil
Average monthly temporary assistance families	125
Total temporary assistance payments	\$0.4 mil
Average monthly food stamp benefit recipients	2,819
Total food stamp benefits received	\$2.5 mil

Child Welfare

Children involved in hotline reports	334
Children with probable cause abuse or neglect	47
Children with family assessments	182
Children in custody during SFY-2005	37
Average monthly children in custody	20
Children adopted	4
Total Children's Services expenditures	\$0.3 mil
Average monthly children receiving subsidized child care ⁽²⁾	68
Child care expenditures ⁽²⁾	\$0.1 mil

Youth Services

Youths committed	1
Average monthly youths in DYS custody	8

(1) Excludes Buy-In.

(2) Includes subsidized block grant children in Family Centered Services/Alternative Care/Children's Treatment Services/Intensive In-Home Services, Adoption Subsidy, Income Maintenance unduplicated within each fund, across funds and county.



QUICK FACTS ABOUT DSS IN

Daviess

SFY-2005

Medicaid/MC+

Number of people eligible for Medicaid/MC+ services	1,544
Medicaid/MC+ dollars spent in state fiscal year 2005 ⁽¹⁾	\$6.3 mil
Estimated portion of \$6.3 mil that was federal dollars	\$3.9 mil
Medicaid/MC+ dollars for inpatient hospital services	\$1.2 mil
Medicaid/MC+ dollars for physician services	\$0.6 mil
Medicaid/MC+ dollars for nursing home services	\$0.9 mil
Medicaid/MC+ dollars for pharmacy services	\$1.7 mil
Medicaid/MC+ dollars for managed care payments	NA

Family Support

Child support collections (IV-D and non-IV-D)	\$1.1 mil
Average monthly temporary assistance families	20
Total temporary assistance payments	\$0.1 mil
Average monthly food stamp benefit recipients	1,186
Total food stamp benefits received	\$1.0 mil

Child Welfare

Children involved in hotline reports	152
Children with probable cause abuse or neglect	6
Children with family assessments	112
Children in custody during SFY-2005	22
Average monthly children in custody	15
Children adopted	0
Total Children's Services expenditures	\$0.1 mil
Average monthly children receiving subsidized child care ⁽²⁾	39
Child care expenditures ⁽²⁾	\$0.1 mil

Youth Services

Youths committed	0
Average monthly youths in DYS custody	1

(1) Excludes Buy-In.

(2) Includes subsidized block grant children in Family Centered Services/Alternative Care/Children's Treatment Services/Intensive In-Home Services, Adoption Subsidy, Income Maintenance unduplicated within each fund, across funds and county.



QUICK FACTS ABOUT DSS IN

Dekalb

SFY-2005

Medicaid/MC+

Number of people eligible for Medicaid/MC+ services	1,470
Medicaid/MC+ dollars spent in state fiscal year 2005 ⁽¹⁾	\$9.1 mil
Estimated portion of \$9.1 mil that was federal dollars	\$5.5 mil
Medicaid/MC+ dollars for inpatient hospital services	\$0.9 mil
Medicaid/MC+ dollars for physician services	\$0.7 mil
Medicaid/MC+ dollars for nursing home services	\$1.7 mil
Medicaid/MC+ dollars for pharmacy services	\$2.7 mil
Medicaid/MC+ dollars for managed care payments	NA

Family Support

Child support collections (IV-D and non-IV-D)	\$1.2 mil
Average monthly temporary assistance families	46
Total temporary assistance payments	\$0.1 mil
Average monthly food stamp benefit recipients	991
Total food stamp benefits received	\$0.8 mil

Child Welfare

Children involved in hotline reports	149
Children with probable cause abuse or neglect	20
Children with family assessments	82
Children in custody during SFY-2005	23
Average monthly children in custody	16
Children adopted	0
Total Children's Services expenditures	\$0.2 mil
Average monthly children receiving subsidized child care ⁽²⁾	31
Child care expenditures ⁽²⁾	\$0.1 mil

Youth Services

Youths committed	3
Average monthly youths in DYS custody	4

(1) Excludes Buy-In.

(2) Includes subsidized block grant children in Family Centered Services/Alternative Care/Children's Treatment Services/Intensive In-Home Services, Adoption Subsidy, Income Maintenance unduplicated within each fund, across funds and county.



QUICK FACTS ABOUT DSS IN

Dent

SFY-2005

Medicaid/MC+

Number of people eligible for Medicaid/MC+ services	4,146
Medicaid/MC+ dollars spent in state fiscal year 2005 ⁽¹⁾	\$22.0 mil
Estimated portion of \$22.0 mil that was federal dollars	\$13.4 mil
Medicaid/MC+ dollars for inpatient hospital services	\$2.6 mil
Medicaid/MC+ dollars for physician services	\$1.9 mil
Medicaid/MC+ dollars for nursing home services	\$2.7 mil
Medicaid/MC+ dollars for pharmacy services	\$5.7 mil
Medicaid/MC+ dollars for managed care payments	NA

Family Support

Child support collections (IV-D and non-IV-D)	\$1.7 mil
Average monthly temporary assistance families	114
Total temporary assistance payments	\$0.3 mil
Average monthly food stamp benefit recipients	2,937
Total food stamp benefits received	\$2.5 mil

Child Welfare

Children involved in hotline reports	271
Children with probable cause abuse or neglect	45
Children with family assessments	147
Children in custody during SFY-2005	149
Average monthly children in custody	87
Children adopted	35
Total Children's Services expenditures	\$1.2 mil
Average monthly children receiving subsidized child care ⁽²⁾	77
Child care expenditures ⁽²⁾	\$0.2 mil

Youth Services

Youths committed	3
Average monthly youths in DYS custody	4

(1) Excludes Buy-In.

(2) Includes subsidized block grant children in Family Centered Services/Alternative Care/Children's Treatment Services/Intensive In-Home Services, Adoption Subsidy, Income Maintenance unduplicated within each fund, across funds and county.



QUICK FACTS ABOUT DSS IN *Douglas*

SFY-2005

Medicaid/MC+

Number of people eligible for Medicaid/MC+ services	3,830
Medicaid/MC+ dollars spent in state fiscal year 2005 ⁽¹⁾	\$15.3 mil
Estimated portion of \$15.3 mil that was federal dollars	\$9.3 mil
Medicaid/MC+ dollars for inpatient hospital services	\$1.5 mil
Medicaid/MC+ dollars for physician services	\$2.2 mil
Medicaid/MC+ dollars for nursing home services	\$1.5 mil
Medicaid/MC+ dollars for pharmacy services	\$5.4 mil
Medicaid/MC+ dollars for managed care payments	NA

Family Support

Child support collections (IV-D and non-IV-D)	\$1.4 mil
Average monthly temporary assistance families	116
Total temporary assistance payments	\$0.3 mil
Average monthly food stamp benefit recipients	2,949
Total food stamp benefits received	\$2.7 mil

Child Welfare

Children involved in hotline reports	282
Children with probable cause abuse or neglect	33
Children with family assessments	163
Children in custody during SFY-2005	31
Average monthly children in custody	20
Children adopted	1
Total Children's Services expenditures	\$0.3 mil
Average monthly children receiving subsidized child care ⁽²⁾	77
Child care expenditures ⁽²⁾	\$0.1 mil

Youth Services

Youths committed	4
Average monthly youths in DYS custody	6

(1) Excludes Buy-In.

(2) Includes subsidized block grant children in Family Centered Services/Alternative Care/Children's Treatment Services/Intensive In-Home Services, Adoption Subsidy, Income Maintenance unduplicated within each fund, across funds and county.



QUICK FACTS ABOUT DSS IN

Dunklin

SFY-2005

Medicaid/MC+

Number of people eligible for Medicaid/MC+ services	13,060
Medicaid/MC+ dollars spent in state fiscal year 2005 ⁽¹⁾	\$78.4 mil
Estimated portion of \$78.4 mil that was federal dollars	\$47.7 mil
Medicaid/MC+ dollars for inpatient hospital services	\$8.2 mil
Medicaid/MC+ dollars for physician services	\$7.7 mil
Medicaid/MC+ dollars for nursing home services	\$12.6 mil
Medicaid/MC+ dollars for pharmacy services	\$25.6 mil
Medicaid/MC+ dollars for managed care payments	NA

Family Support

Child support collections (IV-D and non-IV-D)	\$5.1 mil
Average monthly temporary assistance families	812
Total temporary assistance payments	\$2.2 mil
Average monthly food stamp benefit recipients	11,177
Total food stamp benefits received	\$9.5 mil

Child Welfare

Children involved in hotline reports	782
Children with probable cause abuse or neglect	128
Children with family assessments	432
Children in custody during SFY-2005	175
Average monthly children in custody	88
Children adopted	0
Total Children's Services expenditures	\$0.5 mil
Average monthly children receiving subsidized child care ⁽²⁾	291
Child care expenditures ⁽²⁾	\$0.6 mil

Youth Services

Youths committed	1
Average monthly youths in DYS custody	8

(1) Excludes Buy-In.

(2) Includes subsidized block grant children in Family Centered Services/Alternative Care/Children's Treatment Services/Intensive In-Home Services, Adoption Subsidy, Income Maintenance unduplicated within each fund, across funds and county.



QUICK FACTS ABOUT DSS IN
Franklin

SFY-2005

Medicaid/MC+

Number of people eligible for Medicaid/MC+ services	12,444
Medicaid/MC+ dollars spent in state fiscal year 2005 ⁽¹⁾	\$68.0 mil
Estimated portion of \$68.0 mil that was federal dollars	\$41.4 mil
Medicaid/MC+ dollars for inpatient hospital services	\$4.6 mil
Medicaid/MC+ dollars for physician services	\$2.5 mil
Medicaid/MC+ dollars for nursing home services	\$14.2 mil
Medicaid/MC+ dollars for pharmacy services	\$14.2 mil
Medicaid/MC+ dollars for managed care payments	\$16.2 mil

Family Support

Child support collections (IV-D and non-IV-D)	\$10.0 mil
Average monthly temporary assistance families	332
Total temporary assistance payments	\$0.9 mil
Average monthly food stamp benefit recipients	8,578
Total food stamp benefits received	\$8.0 mil

Child Welfare

Children involved in hotline reports	1,165
Children with probable cause abuse or neglect	162
Children with family assessments	665
Children in custody during SFY-2005	326
Average monthly children in custody	227
Children adopted	19
Total Children's Services expenditures	\$2.4 mil
Average monthly children receiving subsidized child care ⁽²⁾	290
Child care expenditures ⁽²⁾	\$1.0 mil

Youth Services

Youths committed	12
Average monthly youths in DYS custody	22

(1) Excludes Buy-In.

(2) Includes subsidized block grant children in Family Centered Services/Alternative Care/Children's Treatment Services/Intensive In-Home Services, Adoption Subsidy, Income Maintenance unduplicated within each fund, across funds and county.

GASCONADE

QUICK FACTS ABOUT DSS IN



Gasconade

SFY-2005

Medicaid/MC+

Number of people eligible for Medicaid/MC+ services	2,265
Medicaid/MC+ dollars spent in state fiscal year 2005 ⁽¹⁾	\$17.5 mil
Estimated portion of \$17.5 mil that was federal dollars	\$10.7 mil
Medicaid/MC+ dollars for inpatient hospital services	\$1.1 mil
Medicaid/MC+ dollars for physician services	\$0.6 mil
Medicaid/MC+ dollars for nursing home services	\$5.4 mil
Medicaid/MC+ dollars for pharmacy services	\$3.9 mil
Medicaid/MC+ dollars for managed care payments	\$3.0 mil

Family Support

Child support collections (IV-D and non-IV-D)	\$1.5 mil
Average monthly temporary assistance families	40
Total temporary assistance payments	\$0.1 mil
Average monthly food stamp benefit recipients	1,530
Total food stamp benefits received	\$1.3 mil

Child Welfare

Children involved in hotline reports	263
Children with probable cause abuse or neglect	22
Children with family assessments	162
Children in custody during SFY-2005	33
Average monthly children in custody	22
Children adopted	0
Total Children's Services expenditures	\$0.2 mil
Average monthly children receiving subsidized child care ⁽²⁾	47
Child care expenditures ⁽²⁾	\$0.1 mil

Youth Services

Youths committed	6
Average monthly youths in DYS custody	5

(1) Excludes Buy-In.

(2) Includes subsidized block grant children in Family Centered Services/Alternative Care/Children's Treatment Services/Intensive In-Home Services, Adoption Subsidy, Income Maintenance unduplicated within each fund, across funds and county.



QUICK FACTS ABOUT DSS IN

Gentry

SFY-2005

Medicaid/MC+

Number of people eligible for Medicaid/MC+ services	1,119
Medicaid/MC+ dollars spent in state fiscal year 2005 ⁽¹⁾	\$9.6 mil
Estimated portion of \$9.6 mil that was federal dollars	\$5.8 mil
Medicaid/MC+ dollars for inpatient hospital services	\$0.7 mil
Medicaid/MC+ dollars for physician services	\$0.6 mil
Medicaid/MC+ dollars for nursing home services	\$2.6 mil
Medicaid/MC+ dollars for pharmacy services	\$2.0 mil
Medicaid/MC+ dollars for managed care payments	NA

Family Support

Child support collections (IV-D and non-IV-D)	\$0.8 mil
Average monthly temporary assistance families	21
Total temporary assistance payments	\$0.1 mil
Average monthly food stamp benefit recipients	569
Total food stamp benefits received	\$0.4 mil

Child Welfare

Children involved in hotline reports	83
Children with probable cause abuse or neglect	6
Children with family assessments	63
Children in custody during SFY-2005	9
Average monthly children in custody	7
Children adopted	0
Total Children's Services expenditures	\$0.1 mil
Average monthly children receiving subsidized child care ⁽²⁾	19
Child care expenditures ⁽²⁾	\$32,283

Youth Services

Youths committed	1
Average monthly youths in DYS custody	1

(1) Excludes Buy-In.

(2) Includes subsidized block grant children in Family Centered Services/Alternative Care/Children's Treatment Services/Intensive In-Home Services, Adoption Subsidy, Income Maintenance unduplicated within each fund, across funds and county.

GREENE



QUICK FACTS ABOUT DSS IN

Greene

SFY-2005

Medicaid/MC+

Number of people eligible for Medicaid/MC+ services	41,927
Medicaid/MC+ dollars spent in state fiscal year 2005 ⁽¹⁾	\$234.6 mil
Estimated portion of \$234.6 mil that was federal dollars	\$142.8 mil
Medicaid/MC+ dollars for inpatient hospital services	\$28.4 mil
Medicaid/MC+ dollars for physician services	\$19.2 mil
Medicaid/MC+ dollars for nursing home services	\$32.6 mil
Medicaid/MC+ dollars for pharmacy services	\$71.0 mil
Medicaid/MC+ dollars for managed care payments	NA

Family Support

Child support collections (IV-D and non-IV-D)	\$29.0 mil
Average monthly temporary assistance families	1,502
Total temporary assistance payments	\$4.2 mil
Average monthly food stamp benefit recipients	31,750
Total food stamp benefits received	\$30.2 mil

Child Welfare

Children involved in hotline reports	4,586
Children with probable cause abuse or neglect	443
Children with family assessments	3,005
Children in custody during SFY-2005	1,098
Average monthly children in custody	805
Children adopted	62
Total Children's Services expenditures	\$11.5 mil
Average monthly children receiving subsidized child care ⁽²⁾	1,627
Child care expenditures ⁽²⁾	\$5.5 mil

Youth Services

Youths committed	37
Average monthly youths in DYS custody	59

(1) Excludes Buy-In.

(2) Includes subsidized block grant children in Family Centered Services/Alternative Care/Children's Treatment Services/Intensive In-Home Services, Adoption Subsidy, Income Maintenance unduplicated within each fund, across funds and county.

GRUNDY



QUICK FACTS ABOUT DSS IN

Grundy

SFY-2005

Medicaid/MC+

Number of people eligible for Medicaid/MC+ services	2,119
Medicaid/MC+ dollars spent in state fiscal year 2005 ⁽¹⁾	\$13.5 mil
Estimated portion of \$13.5 mil that was federal dollars	\$8.2 mil
Medicaid/MC+ dollars for inpatient hospital services	\$1.6 mil
Medicaid/MC+ dollars for physician services	\$0.8 mil
Medicaid/MC+ dollars for nursing home services	\$3.3 mil
Medicaid/MC+ dollars for pharmacy services	\$3.5 mil
Medicaid/MC+ dollars for managed care payments	NA

Family Support

Child support collections (IV-D and non-IV-D)	\$1.4 mil
Average monthly temporary assistance families	54
Total temporary assistance payments	\$0.1 mil
Average monthly food stamp benefit recipients	1,542
Total food stamp benefits received	\$1.2 mil

Child Welfare

Children involved in hotline reports	197
Children with probable cause abuse or neglect	18
Children with family assessments	143
Children in custody during SFY-2005	49
Average monthly children in custody	29
Children adopted	0
Total Children's Services expenditures	\$0.3 mil
Average monthly children receiving subsidized child care ⁽²⁾	88
Child care expenditures ⁽²⁾	\$0.2 mil

Youth Services

Youths committed	0
Average monthly youths in DYS custody	0

(1) Excludes Buy-In.

(2) Includes subsidized block grant children in Family Centered Services/Alternative Care/Children's Treatment Services/Intensive In-Home Services, Adoption Subsidy, Income Maintenance unduplicated within each fund, across funds and county.

HARRISON

QUICK FACTS ABOUT DSS IN



Harrison

SFY-2005

Medicaid/MC+

Number of people eligible for Medicaid/MC+ services	1,865
Medicaid/MC+ dollars spent in state fiscal year 2005 ⁽¹⁾	\$12.8 mil
Estimated portion of \$12.8 mil that was federal dollars	\$7.8 mil
Medicaid/MC+ dollars for inpatient hospital services	\$1.4 mil
Medicaid/MC+ dollars for physician services	\$0.9 mil
Medicaid/MC+ dollars for nursing home services	\$3.8 mil
Medicaid/MC+ dollars for pharmacy services	\$3.1 mil
Medicaid/MC+ dollars for managed care payments	NA

Family Support

Child support collections (IV-D and non-IV-D)	\$0.9 mil
Average monthly temporary assistance families	57
Total temporary assistance payments	\$0.2 mil
Average monthly food stamp benefit recipients	1,125
Total food stamp benefits received	\$1.0 mil

Child Welfare

Children involved in hotline reports	118
Children with probable cause abuse or neglect	17
Children with family assessments	70
Children in custody during SFY-2005	30
Average monthly children in custody	14
Children adopted	0
Total Children's Services expenditures	\$41,333
Average monthly children receiving subsidized child care ⁽²⁾	42
Child care expenditures ⁽²⁾	\$0.1 mil

Youth Services

Youths committed	1
Average monthly youths in DYS custody	2

(1) Excludes Buy-In.

(2) Includes subsidized block grant children in Family Centered Services/Alternative Care/Children's Treatment Services/Intensive In-Home Services, Adoption Subsidy, Income Maintenance unduplicated within each fund, across funds and county.



QUICK FACTS ABOUT DSS IN

Henry

SFY-2005

Medicaid/MC+

Number of people eligible for Medicaid/MC+ services	4,668
Medicaid/MC+ dollars spent in state fiscal year 2005 ⁽¹⁾	\$25.8 mil
Estimated portion of \$25.8 mil that was federal dollars	\$15.7 mil
Medicaid/MC+ dollars for inpatient hospital services	\$1.4 mil
Medicaid/MC+ dollars for physician services	\$0.9 mil
Medicaid/MC+ dollars for nursing home services	\$4.4 mil
Medicaid/MC+ dollars for pharmacy services	\$5.8 mil
Medicaid/MC+ dollars for managed care payments	\$6.2 mil

Family Support

Child support collections (IV-D and non-IV-D)	\$3.1 mil
Average monthly temporary assistance families	191
Total temporary assistance payments	\$0.5 mil
Average monthly food stamp benefit recipients	3,764
Total food stamp benefits received	\$3.3 mil

Child Welfare

Children involved in hotline reports	465
Children with probable cause abuse or neglect	36
Children with family assessments	338
Children in custody during SFY-2005	89
Average monthly children in custody	64
Children adopted	6
Total Children's Services expenditures	\$0.8 mil
Average monthly children receiving subsidized child care ⁽²⁾	147
Child care expenditures ⁽²⁾	\$0.4 mil

Youth Services

Youths committed	3
Average monthly youths in DYS custody	4

(1) Excludes Buy-In.

(2) Includes subsidized block grant children in Family Centered Services/Alternative Care/Children's Treatment Services/Intensive In-Home Services, Adoption Subsidy, Income Maintenance unduplicated within each fund, across funds and county.



QUICK FACTS ABOUT DSS IN

Hickory

SFY-2005

Medicaid/MC+

Number of people eligible for Medicaid/MC+ services	2,099
Medicaid/MC+ dollars spent in state fiscal year 2005 ⁽¹⁾	\$11.5 mil
Estimated portion of \$11.5 mil that was federal dollars	\$7.0 mil
Medicaid/MC+ dollars for inpatient hospital services	\$0.8 mil
Medicaid/MC+ dollars for physician services	\$1.2 mil
Medicaid/MC+ dollars for nursing home services	\$2.0 mil
Medicaid/MC+ dollars for pharmacy services	\$3.6 mil
Medicaid/MC+ dollars for managed care payments	NA

Family Support

Child support collections (IV-D and non-IV-D)	\$0.6 mil
Average monthly temporary assistance families	59
Total temporary assistance payments	\$0.2 mil
Average monthly food stamp benefit recipients	1,415
Total food stamp benefits received	\$1.2 mil

Child Welfare

Children involved in hotline reports	117
Children with probable cause abuse or neglect	9
Children with family assessments	64
Children in custody during SFY-2005	9
Average monthly children in custody	6
Children adopted	0
Total Children's Services expenditures	\$0.1 mil
Average monthly children receiving subsidized child care ⁽²⁾	28
Child care expenditures ⁽²⁾	\$0.1 mil

Youth Services

Youths committed	1
Average monthly youths in DYS custody	1

(1) Excludes Buy-In.

(2) Includes subsidized block grant children in Family Centered Services/Alternative Care/Children's Treatment Services/Intensive In-Home Services, Adoption Subsidy, Income Maintenance unduplicated within each fund, across funds and county.



QUICK FACTS ABOUT DSS IN
Holt

SFY-2005

Medicaid/MC+

Number of people eligible for Medicaid/MC+ services	887
Medicaid/MC+ dollars spent in state fiscal year 2005 ⁽¹⁾	\$5.5 mil
Estimated portion of \$5.5 mil that was federal dollars	\$3.4 mil
Medicaid/MC+ dollars for inpatient hospital services	\$0.4 mil
Medicaid/MC+ dollars for physician services	\$0.5 mil
Medicaid/MC+ dollars for nursing home services	\$1.6 mil
Medicaid/MC+ dollars for pharmacy services	\$1.7 mil
Medicaid/MC+ dollars for managed care payments	NA

Family Support

Child support collections (IV-D and non-IV-D)	\$0.7 mil
Average monthly temporary assistance families	19
Total temporary assistance payments	\$0.1 mil
Average monthly food stamp benefit recipients	510
Total food stamp benefits received	\$0.4 mil

Child Welfare

Children involved in hotline reports	89
Children with probable cause abuse or neglect	3
Children with family assessments	71
Children in custody during SFY-2005	6
Average monthly children in custody	1
Children adopted	0
Total Children's Services expenditures	\$4,595
Average monthly children receiving subsidized child care ⁽²⁾	3
Child care expenditures ⁽²⁾	\$8,640

Youth Services

Youths committed	1
Average monthly youths in DYS custody	2

(1) Excludes Buy-In.

(2) Includes subsidized block grant children in Family Centered Services/Alternative Care/Children's Treatment Services/Intensive In-Home Services, Adoption Subsidy, Income Maintenance unduplicated within each fund, across funds and county.

HOWARD



QUICK FACTS ABOUT DSS IN

Howard

SFY-2005

Medicaid/MC+

Number of people eligible for Medicaid/MC+ services	1,749
Medicaid/MC+ dollars spent in state fiscal year 2005 ⁽¹⁾	\$10.7 mil
Estimated portion of \$10.7 mil that was federal dollars	\$6.5 mil
Medicaid/MC+ dollars for inpatient hospital services	\$0.3 mil
Medicaid/MC+ dollars for physician services	\$0.3 mil
Medicaid/MC+ dollars for nursing home services	\$1.7 mil
Medicaid/MC+ dollars for pharmacy services	\$2.3 mil
Medicaid/MC+ dollars for managed care payments	\$2.4 mil

Family Support

Child support collections (IV-D and non-IV-D)	\$0.9 mil
Average monthly temporary assistance families	62
Total temporary assistance payments	\$0.2 mil
Average monthly food stamp benefit recipients	1,150
Total food stamp benefits received	\$1.0 mil

Child Welfare

Children involved in hotline reports	142
Children with probable cause abuse or neglect	17
Children with family assessments	104
Children in custody during SFY-2005	14
Average monthly children in custody	11
Children adopted	3
Total Children's Services expenditures	\$0.1 mil
Average monthly children receiving subsidized child care ⁽²⁾	33
Child care expenditures ⁽²⁾	\$0.1 mil

Youth Services

Youths committed	0
Average monthly youths in DYS custody	0

(1) Excludes Buy-In.

(2) Includes subsidized block grant children in Family Centered Services/Alternative Care/Children's Treatment Services/Intensive In-Home Services, Adoption Subsidy, Income Maintenance unduplicated within each fund, across funds and county.



QUICK FACTS ABOUT DSS IN

Howell

SFY-2005

Medicaid/MC+

Number of people eligible for Medicaid/MC+ services	10,339
Medicaid/MC+ dollars spent in state fiscal year 2005 ⁽¹⁾	\$56.7 mil
Estimated portion of \$56.7 mil that was federal dollars	\$34.5 mil
Medicaid/MC+ dollars for inpatient hospital services	\$4.6 mil
Medicaid/MC+ dollars for physician services	\$8.0 mil
Medicaid/MC+ dollars for nursing home services	\$10.6 mil
Medicaid/MC+ dollars for pharmacy services	\$16.2 mil
Medicaid/MC+ dollars for managed care payments	NA

Family Support

Child support collections (IV-D and non-IV-D)	\$4.8 mil
Average monthly temporary assistance families	404
Total temporary assistance payments	\$1.1 mil
Average monthly food stamp benefit recipients	8,438
Total food stamp benefits received	\$7.3 mil

Child Welfare

Children involved in hotline reports	741
Children with probable cause abuse or neglect	38
Children with family assessments	542
Children in custody during SFY-2005	73
Average monthly children in custody	48
Children adopted	0
Total Children's Services expenditures	\$1.1 mil
Average monthly children receiving subsidized child care ⁽²⁾	310
Child care expenditures ⁽²⁾	\$0.7 mil

Youth Services

Youths committed	3
Average monthly youths in DYS custody	5

(1) Excludes Buy-In.

(2) Includes subsidized block grant children in Family Centered Services/Alternative Care/Children's Treatment Services/Intensive In-Home Services, Adoption Subsidy, Income Maintenance unduplicated within each fund, across funds and county.



QUICK FACTS ABOUT DSS IN

Iron

SFY-2005

Medicaid/MC+

Number of people eligible for Medicaid/MC+ services	3,177
Medicaid/MC+ dollars spent in state fiscal year 2005 ⁽¹⁾	\$23.8 mil
Estimated portion of \$23.8 mil that was federal dollars	\$14.5 mil
Medicaid/MC+ dollars for inpatient hospital services	\$2.3 mil
Medicaid/MC+ dollars for physician services	\$1.8 mil
Medicaid/MC+ dollars for nursing home services	\$3.3 mil
Medicaid/MC+ dollars for pharmacy services	\$8.1 mil
Medicaid/MC+ dollars for managed care payments	NA

Family Support

Child support collections (IV-D and non-IV-D)	\$1.1 mil
Average monthly temporary assistance families	118
Total temporary assistance payments	\$0.3 mil
Average monthly food stamp benefit recipients	2,542
Total food stamp benefits received	\$2.2 mil

Child Welfare

Children involved in hotline reports	203
Children with probable cause abuse or neglect	15
Children with family assessments	123
Children in custody during SFY-2005	81
Average monthly children in custody	48
Children adopted	0
Total Children's Services expenditures	\$0.4 mil
Average monthly children receiving subsidized child care ⁽²⁾	67
Child care expenditures ⁽²⁾	\$0.1 mil

Youth Services

Youths committed	4
Average monthly youths in DYS custody	6

(1) Excludes Buy-In.

(2) Includes subsidized block grant children in Family Centered Services/Alternative Care/Children's Treatment Services/Intensive In-Home Services, Adoption Subsidy, Income Maintenance unduplicated within each fund, across funds and county.



QUICK FACTS ABOUT DSS IN

Jackson

SFY-2005

Medicaid/MC+

Number of people eligible for Medicaid/MC+ services	122,931
Medicaid/MC+ dollars spent in state fiscal year 2005 ⁽¹⁾	\$630.9 mil
Estimated portion of \$630.9 mil that was federal dollars	\$384.0 mil
Medicaid/MC+ dollars for inpatient hospital services	\$59.3 mil
Medicaid/MC+ dollars for physician services	\$37.5 mil
Medicaid/MC+ dollars for nursing home services	\$93.7 mil
Medicaid/MC+ dollars for pharmacy services	\$100.3 mil
Medicaid/MC+ dollars for managed care payments	\$184.7 mil

Family Support

Child support collections (IV-D and non-IV-D)	\$92.9 mil
Average monthly temporary assistance families	8,077
Total temporary assistance payments	\$22.7 mil
Average monthly food stamp benefit recipients	94,298
Total food stamp benefits received	\$96.2 mil

Child Welfare

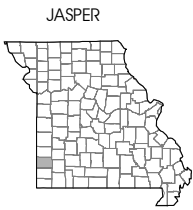
Children involved in hotline reports	10,186
Children with probable cause abuse or neglect	1,057
Children with family assessments	6,187
Children in custody during SFY-2005	1,946
Average monthly children in custody	1,214
Children adopted	209
Total Children's Services expenditures	\$41.1 mil
Average monthly children receiving subsidized child care ⁽²⁾	7,034
Child care expenditures ⁽²⁾	\$27.4 mil

Youth Services

Youths committed	110
Average monthly youths in DYS custody	128

(1) Excludes Buy-In.

(2) Includes subsidized block grant children in Family Centered Services/Alternative Care/Children's Treatment Services/Intensive In-Home Services, Adoption Subsidy, Income Maintenance unduplicated within each fund, across funds and county.



QUICK FACTS ABOUT DSS IN

Jasper

SFY-2005

Medicaid/MC+

Number of people eligible for Medicaid/MC+ services	25,319
Medicaid/MC+ dollars spent in state fiscal year 2005 ⁽¹⁾	\$130.4 mil
Estimated portion of \$130.4 mil that was federal dollars	\$79.4 mil
Medicaid/MC+ dollars for inpatient hospital services	\$18.4 mil
Medicaid/MC+ dollars for physician services	\$9.8 mil
Medicaid/MC+ dollars for nursing home services	\$15.3 mil
Medicaid/MC+ dollars for pharmacy services	\$39.3 mil
Medicaid/MC+ dollars for managed care payments	NA

Family Support

Child support collections (IV-D and non-IV-D)	\$16.0 mil
Average monthly temporary assistance families	1,213
Total temporary assistance payments	\$3.6 mil
Average monthly food stamp benefit recipients	19,217
Total food stamp benefits received	\$17.8 mil

Child Welfare

Children involved in hotline reports	2,376
Children with probable cause abuse or neglect	289
Children with family assessments	1,381
Children in custody during SFY-2005	721
Average monthly children in custody	496
Children adopted	86
Total Children's Services expenditures	\$7.2 mil
Average monthly children receiving subsidized child care ⁽²⁾	601
Child care expenditures ⁽²⁾	\$1.5 mil

Youth Services

Youths committed	60
Average monthly youths in DYS custody	70

(1) Excludes Buy-In.

(2) Includes subsidized block grant children in Family Centered Services/Alternative Care/Children's Treatment Services/Intensive In-Home Services, Adoption Subsidy, Income Maintenance unduplicated within each fund, across funds and county.

JEFFERSON



QUICK FACTS ABOUT DSS IN

Jefferson

SFY-2005

Medicaid/MC+

Number of people eligible for Medicaid/MC+ services	24,357
Medicaid/MC+ dollars spent in state fiscal year 2005 ⁽¹⁾	\$132.2 mil
Estimated portion of \$132.2 mil that was federal dollars	\$80.5 mil
Medicaid/MC+ dollars for inpatient hospital services	\$10.9 mil
Medicaid/MC+ dollars for physician services	\$4.9 mil
Medicaid/MC+ dollars for nursing home services	\$24.2 mil
Medicaid/MC+ dollars for pharmacy services	\$27.9 mil
Medicaid/MC+ dollars for managed care payments	\$32.4 mil

Family Support

Child support collections (IV-D and non-IV-D)	\$25.7 mil
Average monthly temporary assistance families	886
Total temporary assistance payments	\$2.5 mil
Average monthly food stamp benefit recipients	17,116
Total food stamp benefits received	\$16.9 mil

Child Welfare

Children involved in hotline reports	2,408
Children with probable cause abuse or neglect	280
Children with family assessments	1,580
Children in custody during SFY-2005	750
Average monthly children in custody	453
Children adopted	36
Total Children's Services expenditures	\$6.0 mil
Average monthly children receiving subsidized child care ⁽²⁾	882
Child care expenditures ⁽²⁾	\$3.4 mil

Youth Services

Youths committed	43
Average monthly youths in DYS custody	44

(1) Excludes Buy-In.

(2) Includes subsidized block grant children in Family Centered Services/Alternative Care/Children's Treatment Services/Intensive In-Home Services, Adoption Subsidy, Income Maintenance unduplicated within each fund, across funds and county.



QUICK FACTS ABOUT DSS IN
Johnson

SFY-2005

Medicaid/MC+

Number of people eligible for Medicaid/MC+ services	5,813
Medicaid/MC+ dollars spent in state fiscal year 2005 ⁽¹⁾	\$32.9 mil
Estimated portion of \$32.9 mil that was federal dollars	\$20.0 mil
Medicaid/MC+ dollars for inpatient hospital services	\$1.8 mil
Medicaid/MC+ dollars for physician services	\$1.2 mil
Medicaid/MC+ dollars for nursing home services	\$6.1 mil
Medicaid/MC+ dollars for pharmacy services	\$6.5 mil
Medicaid/MC+ dollars for managed care payments	\$8.9 mil

Family Support

Child support collections (IV-D and non-IV-D)	\$6.3 mil
Average monthly temporary assistance families	228
Total temporary assistance payments	\$0.6 mil
Average monthly food stamp benefit recipients	4,305
Total food stamp benefits received	\$4.0 mil

Child Welfare

Children involved in hotline reports	554
Children with probable cause abuse or neglect	49
Children with family assessments	350
Children in custody during SFY-2005	102
Average monthly children in custody	72
Children adopted	2
Total Children's Services expenditures	\$1.0 mil
Average monthly children receiving subsidized child care ⁽²⁾	243
Child care expenditures ⁽²⁾	\$0.8 mil

Youth Services

Youths committed	9
Average monthly youths in DYS custody	10

(1) Excludes Buy-In.

(2) Includes subsidized block grant children in Family Centered Services/Alternative Care/Children's Treatment Services/Intensive In-Home Services, Adoption Subsidy, Income Maintenance unduplicated within each fund, across funds and county.



QUICK FACTS ABOUT DSS IN

Knox

SFY-2005

Medicaid/MC+

Number of people eligible for Medicaid/MC+ services	856
Medicaid/MC+ dollars spent in state fiscal year 2005 ⁽¹⁾	\$4.9 mil
Estimated portion of \$4.9 mil that was federal dollars	\$3.0 mil
Medicaid/MC+ dollars for inpatient hospital services	\$0.4 mil
Medicaid/MC+ dollars for physician services	\$0.6 mil
Medicaid/MC+ dollars for nursing home services	\$0.7 mil
Medicaid/MC+ dollars for pharmacy services	\$1.5 mil
Medicaid/MC+ dollars for managed care payments	NA

Family Support

Child support collections (IV-D and non-IV-D)	\$0.4 mil
Average monthly temporary assistance families	15
Total temporary assistance payments	\$42,084
Average monthly food stamp benefit recipients	436
Total food stamp benefits received	\$0.4 mil

Child Welfare

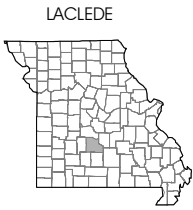
Children involved in hotline reports	61
Children with probable cause abuse or neglect	15
Children with family assessments	23
Children in custody during SFY-2005	23
Average monthly children in custody	19
Children adopted	0
Total Children's Services expenditures	\$0.3 mil
Average monthly children receiving subsidized child care ⁽²⁾	24
Child care expenditures ⁽²⁾	\$48,328

Youth Services

Youths committed	0
Average monthly youths in DYS custody	1

(1) Excludes Buy-In.

(2) Includes subsidized block grant children in Family Centered Services/Alternative Care/Children's Treatment Services/Intensive In-Home Services, Adoption Subsidy, Income Maintenance unduplicated within each fund, across funds and county.



QUICK FACTS ABOUT DSS IN

Laclede

SFY-2005

Medicaid/MC+

Number of people eligible for Medicaid/MC+ services	8,576
Medicaid/MC+ dollars spent in state fiscal year 2005 ⁽¹⁾	\$37.9 mil
Estimated portion of \$37.9 mil that was federal dollars	\$23.1 mil
Medicaid/MC+ dollars for inpatient hospital services	\$4.6 mil
Medicaid/MC+ dollars for physician services	\$4.7 mil
Medicaid/MC+ dollars for nursing home services	\$4.2 mil
Medicaid/MC+ dollars for pharmacy services	\$11.0 mil
Medicaid/MC+ dollars for managed care payments	NA

Family Support

Child support collections (IV-D and non-IV-D)	\$4.1 mil
Average monthly temporary assistance families	260
Total temporary assistance payments	\$0.7 mil
Average monthly food stamp benefit recipients	6,333
Total food stamp benefits received	\$5.4 mil

Child Welfare

Children involved in hotline reports	680
Children with probable cause abuse or neglect	83
Children with family assessments	349
Children in custody during SFY-2005	66
Average monthly children in custody	38
Children adopted	1
Total Children's Services expenditures	\$0.5 mil
Average monthly children receiving subsidized child care ⁽²⁾	145
Child care expenditures ⁽²⁾	\$0.3 mil

Youth Services

Youths committed	14
Average monthly youths in DYS custody	19

(1) Excludes Buy-In.

(2) Includes subsidized block grant children in Family Centered Services/Alternative Care/Children's Treatment Services/Intensive In-Home Services, Adoption Subsidy, Income Maintenance unduplicated within each fund, across funds and county.



QUICK FACTS ABOUT DSS IN
Lafayette

SFY-2005

Medicaid/MC+

Number of people eligible for Medicaid/MC+ services	5,182
Medicaid/MC+ dollars spent in state fiscal year 2005 ⁽¹⁾	\$44.4 mil
Estimated portion of \$44.4 mil that was federal dollars	\$27.0 mil
Medicaid/MC+ dollars for inpatient hospital services	\$1.4 mil
Medicaid/MC+ dollars for physician services	\$1.1 mil
Medicaid/MC+ dollars for nursing home services	\$5.6 mil
Medicaid/MC+ dollars for pharmacy services	\$7.2 mil
Medicaid/MC+ dollars for managed care payments	\$7.4 mil

Family Support

Child support collections (IV-D and non-IV-D)	\$4.9 mil
Average monthly temporary assistance families	212
Total temporary assistance payments	\$0.6 mil
Average monthly food stamp benefit recipients	3,996
Total food stamp benefits received	\$3.7 mil

Child Welfare

Children involved in hotline reports	444
Children with probable cause abuse or neglect	42
Children with family assessments	286
Children in custody during SFY-2005	80
Average monthly children in custody	60
Children adopted	0
Total Children's Services expenditures	\$1.1 mil
Average monthly children receiving subsidized child care ⁽²⁾	187
Child care expenditures ⁽²⁾	\$0.5 mil

Youth Services

Youths committed	7
Average monthly youths in DYS custody	8

(1) Excludes Buy-In.

(2) Includes subsidized block grant children in Family Centered Services/Alternative Care/Children's Treatment Services/Intensive In-Home Services, Adoption Subsidy, Income Maintenance unduplicated within each fund, across funds and county.



QUICK FACTS ABOUT DSS IN

Lawrence

SFY-2005

Medicaid/MC+

Number of people eligible for Medicaid/MC+ services	7,522
Medicaid/MC+ dollars spent in state fiscal year 2005 ⁽¹⁾	\$37.8 mil
Estimated portion of \$37.8 mil that was federal dollars	\$23.0 mil
Medicaid/MC+ dollars for inpatient hospital services	\$4.8 mil
Medicaid/MC+ dollars for physician services	\$3.1 mil
Medicaid/MC+ dollars for nursing home services	\$5.4 mil
Medicaid/MC+ dollars for pharmacy services	\$11.2 mil
Medicaid/MC+ dollars for managed care payments	NA

Family Support

Child support collections (IV-D and non-IV-D)	\$4.2 mil
Average monthly temporary assistance families	278
Total temporary assistance payments	\$0.8 mil
Average monthly food stamp benefit recipients	5,444
Total food stamp benefits received	\$4.8 mil

Child Welfare

Children involved in hotline reports	655
Children with probable cause abuse or neglect	47
Children with family assessments	413
Children in custody during SFY-2005	220
Average monthly children in custody	144
Children adopted	26
Total Children's Services expenditures	\$2.1 mil
Average monthly children receiving subsidized child care ⁽²⁾	170
Child care expenditures ⁽²⁾	\$0.4 mil

Youth Services

Youths committed	8
Average monthly youths in DYS custody	11

(1) Excludes Buy-In.

(2) Includes subsidized block grant children in Family Centered Services/Alternative Care/Children's Treatment Services/Intensive In-Home Services, Adoption Subsidy, Income Maintenance unduplicated within each fund, across funds and county.



QUICK FACTS ABOUT DSS IN

Lewis

SFY-2005

Medicaid/MC+

Number of people eligible for Medicaid/MC+ services	1,585
Medicaid/MC+ dollars spent in state fiscal year 2005 ⁽¹⁾	\$9.5 mil
Estimated portion of \$9.5 mil that was federal dollars	\$5.8 mil
Medicaid/MC+ dollars for inpatient hospital services	\$1.0 mil
Medicaid/MC+ dollars for physician services	\$0.7 mil
Medicaid/MC+ dollars for nursing home services	\$3.3 mil
Medicaid/MC+ dollars for pharmacy services	\$2.4 mil
Medicaid/MC+ dollars for managed care payments	NA

Family Support

Child support collections (IV-D and non-IV-D)	\$1.3 mil
Average monthly temporary assistance families	27
Total temporary assistance payments	\$0.1 mil
Average monthly food stamp benefit recipients	1,073
Total food stamp benefits received	\$0.9 mil

Child Welfare

Children involved in hotline reports	113
Children with probable cause abuse or neglect	13
Children with family assessments	54
Children in custody during SFY-2005	58
Average monthly children in custody	41
Children adopted	0
Total Children's Services expenditures	\$0.5 mil
Average monthly children receiving subsidized child care ⁽²⁾	55
Child care expenditures ⁽²⁾	\$0.1 mil

Youth Services

Youths committed	0
Average monthly youths in DYS custody	1

(1) Excludes Buy-In.

(2) Includes subsidized block grant children in Family Centered Services/Alternative Care/Children's Treatment Services/Intensive In-Home Services, Adoption Subsidy, Income Maintenance unduplicated within each fund, across funds and county.



QUICK FACTS ABOUT DSS IN

Lincoln

SFY-2005

Medicaid/MC+

Number of people eligible for Medicaid/MC+ services	7,030
Medicaid/MC+ dollars spent in state fiscal year 2005 ⁽¹⁾	\$34.3 mil
Estimated portion of \$34.3 mil that was federal dollars	\$20.9 mil
Medicaid/MC+ dollars for inpatient hospital services	\$2.9 mil
Medicaid/MC+ dollars for physician services	\$1.2 mil
Medicaid/MC+ dollars for nursing home services	\$4.2 mil
Medicaid/MC+ dollars for pharmacy services	\$7.5 mil
Medicaid/MC+ dollars for managed care payments	\$9.5 mil

Family Support

Child support collections (IV-D and non-IV-D)	\$4.7 mil
Average monthly temporary assistance families	192
Total temporary assistance payments	\$0.5 mil
Average monthly food stamp benefit recipients	5,447
Total food stamp benefits received	\$5.3 mil

Child Welfare

Children involved in hotline reports	817
Children with probable cause abuse or neglect	153
Children with family assessments	435
Children in custody during SFY-2005	144
Average monthly children in custody	79
Children adopted	6
Total Children's Services expenditures	\$1.2 mil
Average monthly children receiving subsidized child care ⁽²⁾	183
Child care expenditures ⁽²⁾	\$0.5 mil

Youth Services

Youths committed	9
Average monthly youths in DYS custody	17

(1) Excludes Buy-In.

(2) Includes subsidized block grant children in Family Centered Services/Alternative Care/Children's Treatment Services/Intensive In-Home Services, Adoption Subsidy, Income Maintenance unduplicated within each fund, across funds and county.



QUICK FACTS ABOUT DSS IN

Linn

SFY-2005

Medicaid/MC+

Number of people eligible for Medicaid/MC+ services	2,669
Medicaid/MC+ dollars spent in state fiscal year 2005 ⁽¹⁾	\$15.0 mil
Estimated portion of \$15.0 mil that was federal dollars	\$9.1 mil
Medicaid/MC+ dollars for inpatient hospital services	\$1.6 mil
Medicaid/MC+ dollars for physician services	\$1.2 mil
Medicaid/MC+ dollars for nursing home services	\$3.2 mil
Medicaid/MC+ dollars for pharmacy services	\$3.9 mil
Medicaid/MC+ dollars for managed care payments	NA

Family Support

Child support collections (IV-D and non-IV-D)	\$2.2 mil
Average monthly temporary assistance families	64
Total temporary assistance payments	\$0.2 mil
Average monthly food stamp benefit recipients	1,852
Total food stamp benefits received	\$1.5 mil

Child Welfare

Children involved in hotline reports	252
Children with probable cause abuse or neglect	35
Children with family assessments	168
Children in custody during SFY-2005	45
Average monthly children in custody	29
Children adopted	0
Total Children's Services expenditures	\$0.3 mil
Average monthly children receiving subsidized child care ⁽²⁾	46
Child care expenditures ⁽²⁾	\$0.1 mil

Youth Services

Youths committed	3
Average monthly youths in DYS custody	3

(1) Excludes Buy-In.

(2) Includes subsidized block grant children in Family Centered Services/Alternative Care/Children's Treatment Services/Intensive In-Home Services, Adoption Subsidy, Income Maintenance unduplicated within each fund, across funds and county.



QUICK FACTS ABOUT DSS IN
Livingston

SFY-2005

Medicaid/MC+

Number of people eligible for Medicaid/MC+ services	2,927
Medicaid/MC+ dollars spent in state fiscal year 2005 ⁽¹⁾	\$19.0 mil
Estimated portion of \$19.0 mil that was federal dollars	\$11.6 mil
Medicaid/MC+ dollars for inpatient hospital services	\$2.7 mil
Medicaid/MC+ dollars for physician services	\$1.2 mil
Medicaid/MC+ dollars for nursing home services	\$4.5 mil
Medicaid/MC+ dollars for pharmacy services	\$4.6 mil
Medicaid/MC+ dollars for managed care payments	NA

Family Support

Child support collections (IV-D and non-IV-D)	\$2.1 mil
Average monthly temporary assistance families	65
Total temporary assistance payments	\$0.2 mil
Average monthly food stamp benefit recipients	2,049
Total food stamp benefits received	\$1.7 mil

Child Welfare

Children involved in hotline reports	259
Children with probable cause abuse or neglect	27
Children with family assessments	187
Children in custody during SFY-2005	24
Average monthly children in custody	11
Children adopted	1
Total Children's Services expenditures	\$0.2 mil
Average monthly children receiving subsidized child care ⁽²⁾	123
Child care expenditures ⁽²⁾	\$0.3 mil

Youth Services

Youths committed	5
Average monthly youths in DYS custody	5

(1) Excludes Buy-In.

(2) Includes subsidized block grant children in Family Centered Services/Alternative Care/Children's Treatment Services/Intensive In-Home Services, Adoption Subsidy, Income Maintenance unduplicated within each fund, across funds and county.



QUICK FACTS ABOUT DSS IN

Macon

SFY-2005

Medicaid/MC+

Number of people eligible for Medicaid/MC+ services	2,839
Medicaid/MC+ dollars spent in state fiscal year 2005 ⁽¹⁾	\$19.5 mil
Estimated portion of \$19.5 mil that was federal dollars	\$11.9 mil
Medicaid/MC+ dollars for inpatient hospital services	\$1.3 mil
Medicaid/MC+ dollars for physician services	\$1.5 mil
Medicaid/MC+ dollars for nursing home services	\$5.1 mil
Medicaid/MC+ dollars for pharmacy services	\$5.1 mil
Medicaid/MC+ dollars for managed care payments	NA

Family Support

Child support collections (IV-D and non-IV-D)	\$2.0 mil
Average monthly temporary assistance families	63
Total temporary assistance payments	\$0.2 mil
Average monthly food stamp benefit recipients	1,773
Total food stamp benefits received	\$1.5 mil

Child Welfare

Children involved in hotline reports	219
Children with probable cause abuse or neglect	15
Children with family assessments	146
Children in custody during SFY-2005	82
Average monthly children in custody	53
Children adopted	3
Total Children's Services expenditures	\$0.7 mil
Average monthly children receiving subsidized child care ⁽²⁾	48
Child care expenditures ⁽²⁾	\$0.1 mil

Youth Services

Youths committed	7
Average monthly youths in DYS custody	9

(1) Excludes Buy-In.

(2) Includes subsidized block grant children in Family Centered Services/Alternative Care/Children's Treatment Services/Intensive In-Home Services, Adoption Subsidy, Income Maintenance unduplicated within each fund, across funds and county.



QUICK FACTS ABOUT DSS IN
Madison

SFY-2005

Medicaid/MC+

Number of people eligible for Medicaid/MC+ services	3,046
Medicaid/MC+ dollars spent in state fiscal year 2005 ⁽¹⁾	\$21.1 mil
Estimated portion of \$21.1 mil that was federal dollars	\$12.9 mil
Medicaid/MC+ dollars for inpatient hospital services	\$1.7 mil
Medicaid/MC+ dollars for physician services	\$1.8 mil
Medicaid/MC+ dollars for nursing home services	\$3.7 mil
Medicaid/MC+ dollars for pharmacy services	\$5.9 mil
Medicaid/MC+ dollars for managed care payments	NA

Family Support

Child support collections (IV-D and non-IV-D)	\$1.5 mil
Average monthly temporary assistance families	128
Total temporary assistance payments	\$0.4 mil
Average monthly food stamp benefit recipients	2,358
Total food stamp benefits received	\$2.0 mil

Child Welfare

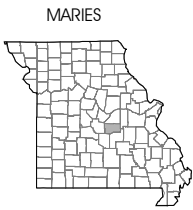
Children involved in hotline reports	178
Children with probable cause abuse or neglect	8
Children with family assessments	106
Children in custody during SFY-2005	12
Average monthly children in custody	6
Children adopted	2
Total Children's Services expenditures	\$41,237
Average monthly children receiving subsidized child care ⁽²⁾	119
Child care expenditures ⁽²⁾	\$0.2 mil

Youth Services

Youths committed	5
Average monthly youths in DYS custody	7

(1) Excludes Buy-In.

(2) Includes subsidized block grant children in Family Centered Services/Alternative Care/Children's Treatment Services/Intensive In-Home Services, Adoption Subsidy, Income Maintenance unduplicated within each fund, across funds and county.



QUICK FACTS ABOUT DSS IN

Maries

SFY-2005

Medicaid/MC+

Number of people eligible for Medicaid/MC+ services	1,546
Medicaid/MC+ dollars spent in state fiscal year 2005 ⁽¹⁾	\$8.6 mil
Estimated portion of \$8.6 mil that was federal dollars	\$5.2 mil
Medicaid/MC+ dollars for inpatient hospital services	\$0.9 mil
Medicaid/MC+ dollars for physician services	\$0.8 mil
Medicaid/MC+ dollars for nursing home services	\$1.2 mil
Medicaid/MC+ dollars for pharmacy services	\$2.9 mil
Medicaid/MC+ dollars for managed care payments	NA

Family Support

Child support collections (IV-D and non-IV-D)	\$0.7 mil
Average monthly temporary assistance families	61
Total temporary assistance payments	\$0.2 mil
Average monthly food stamp benefit recipients	1,180
Total food stamp benefits received	\$1.0 mil

Child Welfare

Children involved in hotline reports	121
Children with probable cause abuse or neglect	8
Children with family assessments	61
Children in custody during SFY-2005	2
Average monthly children in custody	2
Children adopted	0
Total Children's Services expenditures	\$16,304
Average monthly children receiving subsidized child care ⁽²⁾	21
Child care expenditures ⁽²⁾	\$39,687

Youth Services

Youths committed	0
Average monthly youths in DYS custody	0

(1) Excludes Buy-In.

(2) Includes subsidized block grant children in Family Centered Services/Alternative Care/Children's Treatment Services/Intensive In-Home Services, Adoption Subsidy, Income Maintenance unduplicated within each fund, across funds and county.



QUICK FACTS ABOUT DSS IN

Marion

SFY-2005

Medicaid/MC+

Number of people eligible for Medicaid/MC+ services	6,484
Medicaid/MC+ dollars spent in state fiscal year 2005 ⁽¹⁾	\$46.4 mil
Estimated portion of \$46.4 mil that was federal dollars	\$28.2 mil
Medicaid/MC+ dollars for inpatient hospital services	\$3.9 mil
Medicaid/MC+ dollars for physician services	\$2.6 mil
Medicaid/MC+ dollars for nursing home services	\$11.3 mil
Medicaid/MC+ dollars for pharmacy services	\$12.2 mil
Medicaid/MC+ dollars for managed care payments	NA

Family Support

Child support collections (IV-D and non-IV-D)	\$5.5 mil
Average monthly temporary assistance families	267
Total temporary assistance payments	\$0.7 mil
Average monthly food stamp benefit recipients	4,536
Total food stamp benefits received	\$4.1 mil

Child Welfare

Children involved in hotline reports	544
Children with probable cause abuse or neglect	124
Children with family assessments	295
Children in custody during SFY-2005	86
Average monthly children in custody	48
Children adopted	13
Total Children's Services expenditures	\$0.8 mil
Average monthly children receiving subsidized child care ⁽²⁾	220
Child care expenditures ⁽²⁾	\$0.5 mil

Youth Services

Youths committed	23
Average monthly youths in DYS custody	35

(1) Excludes Buy-In.

(2) Includes subsidized block grant children in Family Centered Services/Alternative Care/Children's Treatment Services/Intensive In-Home Services, Adoption Subsidy, Income Maintenance unduplicated within each fund, across funds and county.

MCDONALD



QUICK FACTS ABOUT DSS IN

McDonald

SFY-2005

Medicaid/MC+

Number of people eligible for Medicaid/MC+ services	6,463
Medicaid/MC+ dollars spent in state fiscal year 2005 ⁽¹⁾	\$22.8 mil
Estimated portion of \$22.8 mil that was federal dollars	\$13.9 mil
Medicaid/MC+ dollars for inpatient hospital services	\$3.7 mil
Medicaid/MC+ dollars for physician services	\$2.8 mil
Medicaid/MC+ dollars for nursing home services	\$2.4 mil
Medicaid/MC+ dollars for pharmacy services	\$6.7 mil
Medicaid/MC+ dollars for managed care payments	NA

Family Support

Child support collections (IV-D and non-IV-D)	\$2.3 mil
Average monthly temporary assistance families	142
Total temporary assistance payments	\$0.4 mil
Average monthly food stamp benefit recipients	4,668
Total food stamp benefits received	\$4.0 mil

Child Welfare

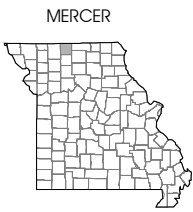
Children involved in hotline reports	501
Children with probable cause abuse or neglect	62
Children with family assessments	268
Children in custody during SFY-2005	128
Average monthly children in custody	75
Children adopted	0
Total Children's Services expenditures	\$0.7 mil
Average monthly children receiving subsidized child care ⁽²⁾	87
Child care expenditures ⁽²⁾	\$0.2 mil

Youth Services

Youths committed	12
Average monthly youths in DYS custody	14

(1) Excludes Buy-In.

(2) Includes subsidized block grant children in Family Centered Services/Alternative Care/Children's Treatment Services/Intensive In-Home Services, Adoption Subsidy, Income Maintenance unduplicated within each fund, across funds and county.



QUICK FACTS ABOUT DSS IN

Mercer

SFY-2005

Medicaid/MC+

Number of people eligible for Medicaid/MC+ services	650
Medicaid/MC+ dollars spent in state fiscal year 2005 ⁽¹⁾	\$2.9 mil
Estimated portion of \$2.9 mil that was federal dollars	\$1.7 mil
Medicaid/MC+ dollars for inpatient hospital services	\$0.4 mil
Medicaid/MC+ dollars for physician services	\$0.2 mil
Medicaid/MC+ dollars for nursing home services	\$18,464
Medicaid/MC+ dollars for pharmacy services	\$1.0 mil
Medicaid/MC+ dollars for managed care payments	NA

Family Support

Child support collections (IV-D and non-IV-D)	\$0.4 mil
Average monthly temporary assistance families	18
Total temporary assistance payments	\$44,484
Average monthly food stamp benefit recipients	400
Total food stamp benefits received	\$0.3 mil

Child Welfare

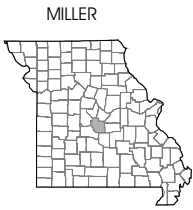
Children involved in hotline reports	31
Children with probable cause abuse or neglect	2
Children with family assessments	23
Children in custody during SFY-2005	10
Average monthly children in custody	7
Children adopted	5
Total Children's Services expenditures	\$0.2 mil
Average monthly children receiving subsidized child care ⁽²⁾	8
Child care expenditures ⁽²⁾	\$18,831

Youth Services

Youths committed	0
Average monthly youths in DYS custody	0

(1) Excludes Buy-In.

(2) Includes subsidized block grant children in Family Centered Services/Alternative Care/Children's Treatment Services/Intensive In-Home Services, Adoption Subsidy, Income Maintenance unduplicated within each fund, across funds and county.



QUICK FACTS ABOUT DSS IN
Miller

SFY-2005

Medicaid/MC+

Number of people eligible for Medicaid/MC+ services	5,614
Medicaid/MC+ dollars spent in state fiscal year 2005 ⁽¹⁾	\$25.2 mil
Estimated portion of \$25.2 mil that was federal dollars	\$15.3 mil
Medicaid/MC+ dollars for inpatient hospital services	\$1.6 mil
Medicaid/MC+ dollars for physician services	\$1.2 mil
Medicaid/MC+ dollars for nursing home services	\$3.3 mil
Medicaid/MC+ dollars for pharmacy services	\$5.5 mil
Medicaid/MC+ dollars for managed care payments	\$8.0 mil

Family Support

Child support collections (IV-D and non-IV-D)	\$2.6 mil
Average monthly temporary assistance families	153
Total temporary assistance payments	\$0.4 mil
Average monthly food stamp benefit recipients	3,945
Total food stamp benefits received	\$3.4 mil

Child Welfare

Children involved in hotline reports	460
Children with probable cause abuse or neglect	54
Children with family assessments	263
Children in custody during SFY-2005	59
Average monthly children in custody	40
Children adopted	4
Total Children's Services expenditures	\$0.4 mil
Average monthly children receiving subsidized child care ⁽²⁾	75
Child care expenditures ⁽²⁾	\$0.2 mil

Youth Services

Youths committed	7
Average monthly youths in DYS custody	11

(1) Excludes Buy-In.

(2) Includes subsidized block grant children in Family Centered Services/Alternative Care/Children's Treatment Services/Intensive In-Home Services, Adoption Subsidy, Income Maintenance unduplicated within each fund, across funds and county.



QUICK FACTS ABOUT DSS IN
Mississippi

SFY-2005

Medicaid/MC+

Number of people eligible for Medicaid/MC+ services	4,969
Medicaid/MC+ dollars spent in state fiscal year 2005 ⁽¹⁾	\$29.5 mil
Estimated portion of \$29.5 mil that was federal dollars	\$18.0 mil
Medicaid/MC+ dollars for inpatient hospital services	\$3.2 mil
Medicaid/MC+ dollars for physician services	\$2.8 mil
Medicaid/MC+ dollars for nursing home services	\$4.0 mil
Medicaid/MC+ dollars for pharmacy services	\$9.1 mil
Medicaid/MC+ dollars for managed care payments	NA

Family Support

Child support collections (IV-D and non-IV-D)	\$2.7 mil
Average monthly temporary assistance families	370
Total temporary assistance payments	\$1.0 mil
Average monthly food stamp benefit recipients	4,526
Total food stamp benefits received	\$4.1 mil

Child Welfare

Children involved in hotline reports	174
Children with probable cause abuse or neglect	19
Children with family assessments	91
Children in custody during SFY-2005	34
Average monthly children in custody	19
Children adopted	1
Total Children's Services expenditures	\$0.2 mil
Average monthly children receiving subsidized child care ⁽²⁾	328
Child care expenditures ⁽²⁾	\$0.6 mil

Youth Services

Youths committed	25
Average monthly youths in DYS custody	27

(1) Excludes Buy-In.

(2) Includes subsidized block grant children in Family Centered Services/Alternative Care/Children's Treatment Services/Intensive In-Home Services, Adoption Subsidy, Income Maintenance unduplicated within each fund, across funds and county.



QUICK FACTS ABOUT DSS IN
Moniteau

SFY-2005

Medicaid/MC+

Number of people eligible for Medicaid/MC+ services	2,225
Medicaid/MC+ dollars spent in state fiscal year 2005 ⁽¹⁾	\$11.5 mil
Estimated portion of \$11.5 mil that was federal dollars	\$7.0 mil
Medicaid/MC+ dollars for inpatient hospital services	\$0.5 mil
Medicaid/MC+ dollars for physician services	\$0.4 mil
Medicaid/MC+ dollars for nursing home services	\$2.7 mil
Medicaid/MC+ dollars for pharmacy services	\$2.2 mil
Medicaid/MC+ dollars for managed care payments	\$3.2 mil

Family Support

Child support collections (IV-D and non-IV-D)	\$1.4 mil
Average monthly temporary assistance families	81
Total temporary assistance payments	\$0.2 mil
Average monthly food stamp benefit recipients	1,468
Total food stamp benefits received	\$1.3 mil

Child Welfare

Children involved in hotline reports	161
Children with probable cause abuse or neglect	12
Children with family assessments	103
Children in custody during SFY-2005	5
Average monthly children in custody	2
Children adopted	2
Total Children's Services expenditures	\$0.1 mil
Average monthly children receiving subsidized child care ⁽²⁾	63
Child care expenditures ⁽²⁾	\$0.1 mil

Youth Services

Youths committed	2
Average monthly youths in DYS custody	2

(1) Excludes Buy-In.

(2) Includes subsidized block grant children in Family Centered Services/Alternative Care/Children's Treatment Services/Intensive In-Home Services, Adoption Subsidy, Income Maintenance unduplicated within each fund, across funds and county.



QUICK FACTS ABOUT DSS IN

Monroe

SFY-2005

Medicaid/MC+

Number of people eligible for Medicaid/MC+ services	1,488
Medicaid/MC+ dollars spent in state fiscal year 2005 ⁽¹⁾	\$8.9 mil
Estimated portion of \$8.9 mil that was federal dollars	\$5.4 mil
Medicaid/MC+ dollars for inpatient hospital services	\$0.9 mil
Medicaid/MC+ dollars for physician services	\$0.4 mil
Medicaid/MC+ dollars for nursing home services	\$1.2 mil
Medicaid/MC+ dollars for pharmacy services	\$1.8 mil
Medicaid/MC+ dollars for managed care payments	\$1.9 mil

Family Support

Child support collections (IV-D and non-IV-D)	\$0.9 mil
Average monthly temporary assistance families	32
Total temporary assistance payments	\$0.1 mil
Average monthly food stamp benefit recipients	995
Total food stamp benefits received	\$0.8 mil

Child Welfare

Children involved in hotline reports	171
Children with probable cause abuse or neglect	21
Children with family assessments	104
Children in custody during SFY-2005	17
Average monthly children in custody	8
Children adopted	0
Total Children's Services expenditures	\$0.2 mil
Average monthly children receiving subsidized child care ⁽²⁾	44
Child care expenditures ⁽²⁾	\$0.1 mil

Youth Services

Youths committed	2
Average monthly youths in DYS custody	2

(1) Excludes Buy-In.

(2) Includes subsidized block grant children in Family Centered Services/Alternative Care/Children's Treatment Services/Intensive In-Home Services, Adoption Subsidy, Income Maintenance unduplicated within each fund, across funds and county.



QUICK FACTS ABOUT DSS IN *Montgomery*

SFY-2005

Medicaid/MC+

Number of people eligible for Medicaid/MC+ services	2,473
Medicaid/MC+ dollars spent in state fiscal year 2005 ⁽¹⁾	\$15.7 mil
Estimated portion of \$15.7 mil that was federal dollars	\$9.6 mil
Medicaid/MC+ dollars for inpatient hospital services	\$0.7 mil
Medicaid/MC+ dollars for physician services	\$0.7 mil
Medicaid/MC+ dollars for nursing home services	\$4.8 mil
Medicaid/MC+ dollars for pharmacy services	\$3.2 mil
Medicaid/MC+ dollars for managed care payments	\$3.2 mil

Family Support

Child support collections (IV-D and non-IV-D)	\$1.5 mil
Average monthly temporary assistance families	64
Total temporary assistance payments	\$0.2 mil
Average monthly food stamp benefit recipients	1,505
Total food stamp benefits received	\$1.4 mil

Child Welfare

Children involved in hotline reports	189
Children with probable cause abuse or neglect	12
Children with family assessments	89
Children in custody during SFY-2005	50
Average monthly children in custody	39
Children adopted	1
Total Children's Services expenditures	\$1.0 mil
Average monthly children receiving subsidized child care ⁽²⁾	35
Child care expenditures ⁽²⁾	\$0.1 mil

Youth Services

Youths committed	1
Average monthly youths in DYS custody	1

(1) Excludes Buy-In.

(2) Includes subsidized block grant children in Family Centered Services/Alternative Care/Children's Treatment Services/Intensive In-Home Services, Adoption Subsidy, Income Maintenance unduplicated within each fund, across funds and county.



QUICK FACTS ABOUT DSS IN
Morgan

SFY-2005

Medicaid/MC+

Number of people eligible for Medicaid/MC+ services	4,426
Medicaid/MC+ dollars spent in state fiscal year 2005 ⁽¹⁾	\$20.6 mil
Estimated portion of \$20.6 mil that was federal dollars	\$12.5 mil
Medicaid/MC+ dollars for inpatient hospital services	\$1.2 mil
Medicaid/MC+ dollars for physician services	\$0.9 mil
Medicaid/MC+ dollars for nursing home services	\$4.0 mil
Medicaid/MC+ dollars for pharmacy services	\$4.3 mil
Medicaid/MC+ dollars for managed care payments	\$5.6 mil

Family Support

Child support collections (IV-D and non-IV-D)	\$1.6 mil
Average monthly temporary assistance families	151
Total temporary assistance payments	\$0.4 mil
Average monthly food stamp benefit recipients	3,184
Total food stamp benefits received	\$2.7 mil

Child Welfare

Children involved in hotline reports	355
Children with probable cause abuse or neglect	47
Children with family assessments	193
Children in custody during SFY-2005	16
Average monthly children in custody	13
Children adopted	0
Total Children's Services expenditures	\$0.2 mil
Average monthly children receiving subsidized child care ⁽²⁾	76
Child care expenditures ⁽²⁾	\$0.1 mil

Youth Services

Youths committed	3
Average monthly youths in DYS custody	3

(1) Excludes Buy-In.

(2) Includes subsidized block grant children in Family Centered Services/Alternative Care/Children's Treatment Services/Intensive In-Home Services, Adoption Subsidy, Income Maintenance unduplicated within each fund, across funds and county.

NEW MADRID



QUICK FACTS ABOUT DSS IN *New Madrid*

Medicaid/MC+

Number of people eligible for Medicaid/MC+ services	6,398
Medicaid/MC+ dollars spent in state fiscal year 2005 ⁽¹⁾	\$42.8 mil
Estimated portion of \$42.8 mil that was federal dollars	\$26.0 mil
Medicaid/MC+ dollars for inpatient hospital services	\$4.7 mil
Medicaid/MC+ dollars for physician services	\$4.1 mil
Medicaid/MC+ dollars for nursing home services	\$6.9 mil
Medicaid/MC+ dollars for pharmacy services	\$13.1 mil
Medicaid/MC+ dollars for managed care payments	NA

Family Support

Child support collections (IV-D and non-IV-D)	\$3.7 mil
Average monthly temporary assistance families	417
Total temporary assistance payments	\$1.1 mil
Average monthly food stamp benefit recipients	5,625
Total food stamp benefits received	\$4.8 mil

Child Welfare

Children involved in hotline reports	355
Children with probable cause abuse or neglect	28
Children with family assessments	209
Children in custody during SFY-2005	100
Average monthly children in custody	63
Children adopted	12
Total Children's Services expenditures	\$0.7 mil
Average monthly children receiving subsidized child care ⁽²⁾	256
Child care expenditures ⁽²⁾	\$0.5 mil

Youth Services

Youths committed	10
Average monthly youths in DYS custody	14

SFY-2005

(1) Excludes Buy-In.

(2) Includes subsidized block grant children in Family Centered Services/Alternative Care/Children's Treatment Services/Intensive In-Home Services, Adoption Subsidy, Income Maintenance unduplicated within each fund, across funds and county.



QUICK FACTS ABOUT DSS IN

Newton

SFY-2005

Medicaid/MC+

Number of people eligible for Medicaid/MC+ services	9,904
Medicaid/MC+ dollars spent in state fiscal year 2005 ⁽¹⁾	\$47.3 mil
Estimated portion of \$47.3 mil that was federal dollars	\$28.8 mil
Medicaid/MC+ dollars for inpatient hospital services	\$6.2 mil
Medicaid/MC+ dollars for physician services	\$3.8 mil
Medicaid/MC+ dollars for nursing home services	\$8.8 mil
Medicaid/MC+ dollars for pharmacy services	\$13.8 mil
Medicaid/MC+ dollars for managed care payments	NA

Family Support

Child support collections (IV-D and non-IV-D)	\$7.0 mil
Average monthly temporary assistance families	321
Total temporary assistance payments	\$0.9 mil
Average monthly food stamp benefit recipients	6,872
Total food stamp benefits received	\$6.0 mil

Child Welfare

Children involved in hotline reports	818
Children with probable cause abuse or neglect	90
Children with family assessments	440
Children in custody during SFY-2005	255
Average monthly children in custody	149
Children adopted	36
Total Children's Services expenditures	\$2.3 mil
Average monthly children receiving subsidized child care ⁽²⁾	280
Child care expenditures ⁽²⁾	\$0.6 mil

Youth Services

Youths committed	33
Average monthly youths in DYS custody	38

(1) Excludes Buy-In.

(2) Includes subsidized block grant children in Family Centered Services/Alternative Care/Children's Treatment Services/Intensive In-Home Services, Adoption Subsidy, Income Maintenance unduplicated within each fund, across funds and county.



QUICK FACTS ABOUT DSS IN

Nodaway

SFY-2005

Medicaid/MC+

Number of people eligible for Medicaid/MC+ services	2,003
Medicaid/MC+ dollars spent in state fiscal year 2005 ⁽¹⁾	\$14.7 mil
Estimated portion of \$14.7 mil that was federal dollars	\$9.0 mil
Medicaid/MC+ dollars for inpatient hospital services	\$1.6 mil
Medicaid/MC+ dollars for physician services	\$1.2 mil
Medicaid/MC+ dollars for nursing home services	\$3.4 mil
Medicaid/MC+ dollars for pharmacy services	\$3.6 mil
Medicaid/MC+ dollars for managed care payments	NA

Family Support

Child support collections (IV-D and non-IV-D)	\$2.3 mil
Average monthly temporary assistance families	36
Total temporary assistance payments	\$0.1 mil
Average monthly food stamp benefit recipients	1,191
Total food stamp benefits received	\$1.0 mil

Child Welfare

Children involved in hotline reports	201
Children with probable cause abuse or neglect	11
Children with family assessments	158
Children in custody during SFY-2005	27
Average monthly children in custody	16
Children adopted	1
Total Children's Services expenditures	\$0.2 mil
Average monthly children receiving subsidized child care ⁽²⁾	29
Child care expenditures ⁽²⁾	\$47,572

Youth Services

Youths committed	8
Average monthly youths in DYS custody	10

(1) Excludes Buy-In.

(2) Includes subsidized block grant children in Family Centered Services/Alternative Care/Children's Treatment Services/Intensive In-Home Services, Adoption Subsidy, Income Maintenance unduplicated within each fund, across funds and county.



QUICK FACTS ABOUT DSS IN *Oregon*

SFY-2005

Medicaid/MC+

Number of people eligible for Medicaid/MC+ services	3,270
Medicaid/MC+ dollars spent in state fiscal year 2005 ⁽¹⁾	\$18.0 mil
Estimated portion of \$18.0 mil that was federal dollars	\$11.0 mil
Medicaid/MC+ dollars for inpatient hospital services	\$1.2 mil
Medicaid/MC+ dollars for physician services	\$2.3 mil
Medicaid/MC+ dollars for nursing home services	\$2.0 mil
Medicaid/MC+ dollars for pharmacy services	\$5.4 mil
Medicaid/MC+ dollars for managed care payments	NA

Family Support

Child support collections (IV-D and non-IV-D)	\$0.9 mil
Average monthly temporary assistance families	84
Total temporary assistance payments	\$0.2 mil
Average monthly food stamp benefit recipients	2,492
Total food stamp benefits received	\$2.1 mil

Child Welfare

Children involved in hotline reports	223
Children with probable cause abuse or neglect	25
Children with family assessments	149
Children in custody during SFY-2005	21
Average monthly children in custody	16
Children adopted	0
Total Children's Services expenditures	\$0.2 mil
Average monthly children receiving subsidized child care ⁽²⁾	70
Child care expenditures ⁽²⁾	\$0.1 mil

Youth Services

Youths committed	1
Average monthly youths in DYS custody	3

(1) Excludes Buy-In.

(2) Includes subsidized block grant children in Family Centered Services/Alternative Care/Children's Treatment Services/Intensive In-Home Services, Adoption Subsidy, Income Maintenance unduplicated within each fund, across funds and county.

OSAGE



QUICK FACTS ABOUT DSS IN

Osage

SFY-2005

Medicaid/MC+

Number of people eligible for Medicaid/MC+ services	1,589
Medicaid/MC+ dollars spent in state fiscal year 2005 ⁽¹⁾	\$8.9 mil
Estimated portion of \$8.9 mil that was federal dollars	\$5.4 mil
Medicaid/MC+ dollars for inpatient hospital services	\$0.5 mil
Medicaid/MC+ dollars for physician services	\$0.3 mil
Medicaid/MC+ dollars for nursing home services	\$2.2 mil
Medicaid/MC+ dollars for pharmacy services	\$1.9 mil
Medicaid/MC+ dollars for managed care payments	\$2.2 mil

Family Support

Child support collections (IV-D and non-IV-D)	\$0.8 mil
Average monthly temporary assistance families	22
Total temporary assistance payments	\$0.1 mil
Average monthly food stamp benefit recipients	954
Total food stamp benefits received	\$0.9 mil

Child Welfare

Children involved in hotline reports	128
Children with probable cause abuse or neglect	16
Children with family assessments	73
Children in custody during SFY-2005	20
Average monthly children in custody	16
Children adopted	3
Total Children's Services expenditures	\$0.2 mil
Average monthly children receiving subsidized child care ⁽²⁾	21
Child care expenditures ⁽²⁾	\$0.1 mil

Youth Services

Youths committed	2
Average monthly youths in DYS custody	3

(1) Excludes Buy-In.

(2) Includes subsidized block grant children in Family Centered Services/Alternative Care/Children's Treatment Services/Intensive In-Home Services, Adoption Subsidy, Income Maintenance unduplicated within each fund, across funds and county.



QUICK FACTS ABOUT DSS IN

Ozark

SFY-2005

Medicaid/MC+

Number of people eligible for Medicaid/MC+ services	2,663
Medicaid/MC+ dollars spent in state fiscal year 2005 ⁽¹⁾	\$11.5 mil
Estimated portion of \$11.5 mil that was federal dollars	\$7.0 mil
Medicaid/MC+ dollars for inpatient hospital services	\$0.8 mil
Medicaid/MC+ dollars for physician services	\$1.8 mil
Medicaid/MC+ dollars for nursing home services	\$1.5 mil
Medicaid/MC+ dollars for pharmacy services	\$4.2 mil
Medicaid/MC+ dollars for managed care payments	NA

Family Support

Child support collections (IV-D and non-IV-D)	\$0.6 mil
Average monthly temporary assistance families	88
Total temporary assistance payments	\$0.2 mil
Average monthly food stamp benefit recipients	1,968
Total food stamp benefits received	\$1.7 mil

Child Welfare

Children involved in hotline reports	130
Children with probable cause abuse or neglect	27
Children with family assessments	54
Children in custody during SFY-2005	31
Average monthly children in custody	13
Children adopted	1
Total Children's Services expenditures	\$0.2 mil
Average monthly children receiving subsidized child care ⁽²⁾	31
Child care expenditures ⁽²⁾	\$0.1 mil

Youth Services

Youths committed	0
Average monthly youths in DYS custody	1

(1) Excludes Buy-In.

(2) Includes subsidized block grant children in Family Centered Services/Alternative Care/Children's Treatment Services/Intensive In-Home Services, Adoption Subsidy, Income Maintenance unduplicated within each fund, across funds and county.



QUICK FACTS ABOUT DSS IN
Pemiscot

SFY-2005

Medicaid/MC+

Number of people eligible for Medicaid/MC+ services	8,784
Medicaid/MC+ dollars spent in state fiscal year 2005 ⁽¹⁾	\$49.5 mil
Estimated portion of \$49.5 mil that was federal dollars	\$30.1 mil
Medicaid/MC+ dollars for inpatient hospital services	\$4.9 mil
Medicaid/MC+ dollars for physician services	\$5.9 mil
Medicaid/MC+ dollars for nursing home services	\$4.6 mil
Medicaid/MC+ dollars for pharmacy services	\$15.5 mil
Medicaid/MC+ dollars for managed care payments	NA

Family Support

Child support collections (IV-D and non-IV-D)	\$4.5 mil
Average monthly temporary assistance families	549
Total temporary assistance payments	\$1.6 mil
Average monthly food stamp benefit recipients	7,824
Total food stamp benefits received	\$6.7 mil

Child Welfare

Children involved in hotline reports	520
Children with probable cause abuse or neglect	64
Children with family assessments	241
Children in custody during SFY-2005	56
Average monthly children in custody	34
Children adopted	3
Total Children's Services expenditures	\$0.3 mil
Average monthly children receiving subsidized child care ⁽²⁾	391
Child care expenditures ⁽²⁾	\$0.9 mil

Youth Services

Youths committed	9
Average monthly youths in DYS custody	23

(1) Excludes Buy-In.

(2) Includes subsidized block grant children in Family Centered Services/Alternative Care/Children's Treatment Services/Intensive In-Home Services, Adoption Subsidy, Income Maintenance unduplicated within each fund, across funds and county.



QUICK FACTS ABOUT DSS IN

Perry

SFY-2005

Medicaid/MC+

Number of people eligible for Medicaid/MC+ services	2,639
Medicaid/MC+ dollars spent in state fiscal year 2005 ⁽¹⁾	\$19.5 mil
Estimated portion of \$19.5 mil that was federal dollars	\$11.8 mil
Medicaid/MC+ dollars for inpatient hospital services	\$2.0 mil
Medicaid/MC+ dollars for physician services	\$1.5 mil
Medicaid/MC+ dollars for nursing home services	\$3.8 mil
Medicaid/MC+ dollars for pharmacy services	\$5.0 mil
Medicaid/MC+ dollars for managed care payments	NA

Family Support

Child support collections (IV-D and non-IV-D)	\$2.3 mil
Average monthly temporary assistance families	63
Total temporary assistance payments	\$0.2 mil
Average monthly food stamp benefit recipients	1,990
Total food stamp benefits received	\$1.8 mil

Child Welfare

Children involved in hotline reports	264
Children with probable cause abuse or neglect	22
Children with family assessments	176
Children in custody during SFY-2005	30
Average monthly children in custody	14
Children adopted	0
Total Children's Services expenditures	\$0.1 mil
Average monthly children receiving subsidized child care ⁽²⁾	110
Child care expenditures ⁽²⁾	\$0.2 mil

Youth Services

Youths committed	1
Average monthly youths in DYS custody	3

(1) Excludes Buy-In.

(2) Includes subsidized block grant children in Family Centered Services/Alternative Care/Children's Treatment Services/Intensive In-Home Services, Adoption Subsidy, Income Maintenance unduplicated within each fund, across funds and county.



QUICK FACTS ABOUT DSS IN

Pettis

SFY-2005

Medicaid/MC+

Number of people eligible for Medicaid/MC+ services	8,302
Medicaid/MC+ dollars spent in state fiscal year 2005 ⁽¹⁾	\$46.6 mil
Estimated portion of \$46.6 mil that was federal dollars	\$28.4 mil
Medicaid/MC+ dollars for inpatient hospital services	\$3.1 mil
Medicaid/MC+ dollars for physician services	\$1.5 mil
Medicaid/MC+ dollars for nursing home services	\$8.2 mil
Medicaid/MC+ dollars for pharmacy services	\$8.8 mil
Medicaid/MC+ dollars for managed care payments	\$11.6 mil

Family Support

Child support collections (IV-D and non-IV-D)	\$6.3 mil
Average monthly temporary assistance families	338
Total temporary assistance payments	\$0.9 mil
Average monthly food stamp benefit recipients	6,380
Total food stamp benefits received	\$5.6 mil

Child Welfare

Children involved in hotline reports	774
Children with probable cause abuse or neglect	50
Children with family assessments	633
Children in custody during SFY-2005	158
Average monthly children in custody	108
Children adopted	8
Total Children's Services expenditures	\$1.1 mil
Average monthly children receiving subsidized child care ⁽²⁾	291
Child care expenditures ⁽²⁾	\$0.6 mil

Youth Services

Youths committed	13
Average monthly youths in DYS custody	17

(1) Excludes Buy-In.

(2) Includes subsidized block grant children in Family Centered Services/Alternative Care/Children's Treatment Services/Intensive In-Home Services, Adoption Subsidy, Income Maintenance unduplicated within each fund, across funds and county.



QUICK FACTS ABOUT DSS IN

Phelps

SFY-2005

Medicaid/MC+

Number of people eligible for Medicaid/MC+ services	8,270
Medicaid/MC+ dollars spent in state fiscal year 2005 ⁽¹⁾	\$51.7 mil
Estimated portion of \$51.7 mil that was federal dollars	\$31.5 mil
Medicaid/MC+ dollars for inpatient hospital services	\$6.4 mil
Medicaid/MC+ dollars for physician services	\$4.1 mil
Medicaid/MC+ dollars for nursing home services	\$5.9 mil
Medicaid/MC+ dollars for pharmacy services	\$13.8 mil
Medicaid/MC+ dollars for managed care payments	NA

Family Support

Child support collections (IV-D and non-IV-D)	\$4.8 mil
Average monthly temporary assistance families	293
Total temporary assistance payments	\$0.8 mil
Average monthly food stamp benefit recipients	5,487
Total food stamp benefits received	\$4.8 mil

Child Welfare

Children involved in hotline reports	675
Children with probable cause abuse or neglect	41
Children with family assessments	356
Children in custody during SFY-2005	198
Average monthly children in custody	128
Children adopted	15
Total Children's Services expenditures	\$2.3 mil
Average monthly children receiving subsidized child care ⁽²⁾	170
Child care expenditures ⁽²⁾	\$0.4 mil

Youth Services

Youths committed	7
Average monthly youths in DYS custody	6

(1) Excludes Buy-In.

(2) Includes subsidized block grant children in Family Centered Services/Alternative Care/Children's Treatment Services/Intensive In-Home Services, Adoption Subsidy, Income Maintenance unduplicated within each fund, across funds and county.



QUICK FACTS ABOUT DSS IN

Pike

SFY-2005

Medicaid/MC+

Number of people eligible for Medicaid/MC+ services	3,302
Medicaid/MC+ dollars spent in state fiscal year 2005 ⁽¹⁾	\$20.2 mil
Estimated portion of \$20.2 mil that was federal dollars	\$12.3 mil
Medicaid/MC+ dollars for inpatient hospital services	\$1.8 mil
Medicaid/MC+ dollars for physician services	\$1.8 mil
Medicaid/MC+ dollars for nursing home services	\$3.1 mil
Medicaid/MC+ dollars for pharmacy services	\$5.5 mil
Medicaid/MC+ dollars for managed care payments	NA

Family Support

Child support collections (IV-D and non-IV-D)	\$2.2 mil
Average monthly temporary assistance families	104
Total temporary assistance payments	\$0.3 mil
Average monthly food stamp benefit recipients	2,422
Total food stamp benefits received	\$2.1 mil

Child Welfare

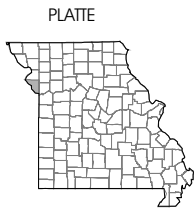
Children involved in hotline reports	331
Children with probable cause abuse or neglect	22
Children with family assessments	195
Children in custody during SFY-2005	22
Average monthly children in custody	17
Children adopted	0
Total Children's Services expenditures	\$0.2 mil
Average monthly children receiving subsidized child care ⁽²⁾	54
Child care expenditures ⁽²⁾	\$0.1 mil

Youth Services

Youths committed	10
Average monthly youths in DYS custody	9

(1) Excludes Buy-In.

(2) Includes subsidized block grant children in Family Centered Services/Alternative Care/Children's Treatment Services/Intensive In-Home Services, Adoption Subsidy, Income Maintenance unduplicated within each fund, across funds and county.



QUICK FACTS ABOUT DSS IN

Platte

SFY-2005

Medicaid/MC+

Number of people eligible for Medicaid/MC+ services	5,370
Medicaid/MC+ dollars spent in state fiscal year 2005 ⁽¹⁾	\$28.7 mil
Estimated portion of \$28.7 mil that was federal dollars	\$17.5 mil
Medicaid/MC+ dollars for inpatient hospital services	\$2.4 mil
Medicaid/MC+ dollars for physician services	\$1.0 mil
Medicaid/MC+ dollars for nursing home services	\$4.6 mil
Medicaid/MC+ dollars for pharmacy services	\$5.1 mil
Medicaid/MC+ dollars for managed care payments	\$8.4 mil

Family Support

Child support collections (IV-D and non-IV-D)	\$10.4 mil
Average monthly temporary assistance families	261
Total temporary assistance payments	\$0.8 mil
Average monthly food stamp benefit recipients	3,575
Total food stamp benefits received	\$3.5 mil

Child Welfare

Children involved in hotline reports	643
Children with probable cause abuse or neglect	42
Children with family assessments	467
Children in custody during SFY-2005	43
Average monthly children in custody	31
Children adopted	0
Total Children's Services expenditures	\$0.6 mil
Average monthly children receiving subsidized child care ⁽²⁾	161
Child care expenditures ⁽²⁾	\$0.6 mil

Youth Services

Youths committed	9
Average monthly youths in DYS custody	15

(1) Excludes Buy-In.

(2) Includes subsidized block grant children in Family Centered Services/Alternative Care/Children's Treatment Services/Intensive In-Home Services, Adoption Subsidy, Income Maintenance unduplicated within each fund, across funds and county.



QUICK FACTS ABOUT DSS IN

Polk

SFY-2005

Medicaid/MC+

Number of people eligible for Medicaid/MC+ services	6,556
Medicaid/MC+ dollars spent in state fiscal year 2005 ⁽¹⁾	\$40.6 mil
Estimated portion of \$40.6 mil that was federal dollars	\$24.7 mil
Medicaid/MC+ dollars for inpatient hospital services	\$3.8 mil
Medicaid/MC+ dollars for physician services	\$3.8 mil
Medicaid/MC+ dollars for nursing home services	\$6.5 mil
Medicaid/MC+ dollars for pharmacy services	\$10.8 mil
Medicaid/MC+ dollars for managed care payments	NA

Family Support

Child support collections (IV-D and non-IV-D)	\$2.6 mil
Average monthly temporary assistance families	187
Total temporary assistance payments	\$0.5 mil
Average monthly food stamp benefit recipients	4,738
Total food stamp benefits received	\$4.3 mil

Child Welfare

Children involved in hotline reports	567
Children with probable cause abuse or neglect	83
Children with family assessments	310
Children in custody during SFY-2005	46
Average monthly children in custody	30
Children adopted	3
Total Children's Services expenditures	\$0.6 mil
Average monthly children receiving subsidized child care ⁽²⁾	194
Child care expenditures ⁽²⁾	\$0.4 mil

Youth Services

Youths committed	5
Average monthly youths in DYS custody	8

(1) Excludes Buy-In.

(2) Includes subsidized block grant children in Family Centered Services/Alternative Care/Children's Treatment Services/Intensive In-Home Services, Adoption Subsidy, Income Maintenance unduplicated within each fund, across funds and county.



QUICK FACTS ABOUT DSS IN

Pulaski

SFY-2005

Medicaid/MC+

Number of people eligible for Medicaid/MC+ services	5,854
Medicaid/MC+ dollars spent in state fiscal year 2005 ⁽¹⁾	\$31.6 mil
Estimated portion of \$31.6 mil that was federal dollars	\$19.2 mil
Medicaid/MC+ dollars for inpatient hospital services	\$4.4 mil
Medicaid/MC+ dollars for physician services	\$3.8 mil
Medicaid/MC+ dollars for nursing home services	\$4.1 mil
Medicaid/MC+ dollars for pharmacy services	\$9.0 mil
Medicaid/MC+ dollars for managed care payments	NA

Family Support

Child support collections (IV-D and non-IV-D)	\$5.6 mil
Average monthly temporary assistance families	188
Total temporary assistance payments	\$0.5 mil
Average monthly food stamp benefit recipients	4,729
Total food stamp benefits received	\$4.3 mil

Child Welfare

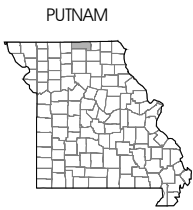
Children involved in hotline reports	619
Children with probable cause abuse or neglect	92
Children with family assessments	314
Children in custody during SFY-2005	132
Average monthly children in custody	72
Children adopted	2
Total Children's Services expenditures	\$0.9 mil
Average monthly children receiving subsidized child care ⁽²⁾	137
Child care expenditures ⁽²⁾	\$0.3 mil

Youth Services

Youths committed	9
Average monthly youths in DYS custody	10

(1) Excludes Buy-In.

(2) Includes subsidized block grant children in Family Centered Services/Alternative Care/Children's Treatment Services/Intensive In-Home Services, Adoption Subsidy, Income Maintenance unduplicated within each fund, across funds and county.



QUICK FACTS ABOUT DSS IN

Putnam

SFY-2005

Medicaid/MC+

Number of people eligible for Medicaid/MC+ services	1,053
Medicaid/MC+ dollars spent in state fiscal year 2005 ⁽¹⁾	\$5.6 mil
Estimated portion of \$5.6 mil that was federal dollars	\$3.4 mil
Medicaid/MC+ dollars for inpatient hospital services	\$0.7 mil
Medicaid/MC+ dollars for physician services	\$0.6 mil
Medicaid/MC+ dollars for nursing home services	\$1.0 mil
Medicaid/MC+ dollars for pharmacy services	\$1.5 mil
Medicaid/MC+ dollars for managed care payments	NA

Family Support

Child support collections (IV-D and non-IV-D)	\$0.6 mil
Average monthly temporary assistance families	23
Total temporary assistance payments	\$0.1 mil
Average monthly food stamp benefit recipients	658
Total food stamp benefits received	\$0.6 mil

Child Welfare

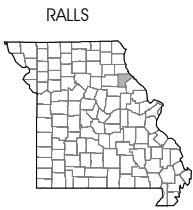
Children involved in hotline reports	57
Children with probable cause abuse or neglect	6
Children with family assessments	37
Children in custody during SFY-2005	15
Average monthly children in custody	6
Children adopted	0
Total Children's Services expenditures	\$0.1 mil
Average monthly children receiving subsidized child care ⁽²⁾	16
Child care expenditures ⁽²⁾	\$30,637

Youth Services

Youths committed	1
Average monthly youths in DYS custody	1

(1) Excludes Buy-In.

(2) Includes subsidized block grant children in Family Centered Services/Alternative Care/Children's Treatment Services/Intensive In-Home Services, Adoption Subsidy, Income Maintenance unduplicated within each fund, across funds and county.



QUICK FACTS ABOUT DSS IN

Ralls

SFY-2005

Medicaid/MC+

Number of people eligible for Medicaid/MC+ services	1,422
Medicaid/MC+ dollars spent in state fiscal year 2005 ⁽¹⁾	\$8.9 mil
Estimated portion of \$8.9 mil that was federal dollars	\$5.4 mil
Medicaid/MC+ dollars for inpatient hospital services	\$0.7 mil
Medicaid/MC+ dollars for physician services	\$0.6 mil
Medicaid/MC+ dollars for nursing home services	\$0.9 mil
Medicaid/MC+ dollars for pharmacy services	\$3.0 mil
Medicaid/MC+ dollars for managed care payments	NA

Family Support

Child support collections (IV-D and non-IV-D)	\$1.1 mil
Average monthly temporary assistance families	33
Total temporary assistance payments	\$0.1 mil
Average monthly food stamp benefit recipients	912
Total food stamp benefits received	\$0.8 mil

Child Welfare

Children involved in hotline reports	100
Children with probable cause abuse or neglect	10
Children with family assessments	47
Children in custody during SFY-2005	9
Average monthly children in custody	8
Children adopted	0
Total Children's Services expenditures	\$0.1 mil
Average monthly children receiving subsidized child care ⁽²⁾	27
Child care expenditures ⁽²⁾	\$0.1 mil

Youth Services

Youths committed	5
Average monthly youths in DYS custody	5

(1) Excludes Buy-In.

(2) Includes subsidized block grant children in Family Centered Services/Alternative Care/Children's Treatment Services/Intensive In-Home Services, Adoption Subsidy, Income Maintenance unduplicated within each fund, across funds and county.



QUICK FACTS ABOUT DSS IN
Randolph

SFY-2005

Medicaid/MC+

Number of people eligible for Medicaid/MC+ services	5,504
Medicaid/MC+ dollars spent in state fiscal year 2005 ⁽¹⁾	\$33.6 mil
Estimated portion of \$33.6 mil that was federal dollars	\$20.4 mil
Medicaid/MC+ dollars for inpatient hospital services	\$2.0 mil
Medicaid/MC+ dollars for physician services	\$1.4 mil
Medicaid/MC+ dollars for nursing home services	\$6.4 mil
Medicaid/MC+ dollars for pharmacy services	\$7.6 mil
Medicaid/MC+ dollars for managed care payments	\$8.1 mil

Family Support

Child support collections (IV-D and non-IV-D)	\$3.5 mil
Average monthly temporary assistance families	232
Total temporary assistance payments	\$0.6 mil
Average monthly food stamp benefit recipients	4,313
Total food stamp benefits received	\$3.7 mil

Child Welfare

Children involved in hotline reports	471
Children with probable cause abuse or neglect	68
Children with family assessments	259
Children in custody during SFY-2005	130
Average monthly children in custody	90
Children adopted	14
Total Children's Services expenditures	\$1.0 mil
Average monthly children receiving subsidized child care ⁽²⁾	326
Child care expenditures ⁽²⁾	\$0.8 mil

Youth Services

Youths committed	3
Average monthly youths in DYS custody	5

(1) Excludes Buy-In.

(2) Includes subsidized block grant children in Family Centered Services/Alternative Care/Children's Treatment Services/Intensive In-Home Services, Adoption Subsidy, Income Maintenance unduplicated within each fund, across funds and county.



QUICK FACTS ABOUT DSS IN

Ray

SFY-2005

Medicaid/MC+

Number of people eligible for Medicaid/MC+ services	3,261
Medicaid/MC+ dollars spent in state fiscal year 2005 ⁽¹⁾	\$16.6 mil
Estimated portion of \$16.6 mil that was federal dollars	\$10.1 mil
Medicaid/MC+ dollars for inpatient hospital services	\$0.8 mil
Medicaid/MC+ dollars for physician services	\$0.6 mil
Medicaid/MC+ dollars for nursing home services	\$3.6 mil
Medicaid/MC+ dollars for pharmacy services	\$3.1 mil
Medicaid/MC+ dollars for managed care payments	\$4.5 mil

Family Support

Child support collections (IV-D and non-IV-D)	\$3.7 mil
Average monthly temporary assistance families	169
Total temporary assistance payments	\$0.5 mil
Average monthly food stamp benefit recipients	2,456
Total food stamp benefits received	\$2.1 mil

Child Welfare

Children involved in hotline reports	432
Children with probable cause abuse or neglect	35
Children with family assessments	333
Children in custody during SFY-2005	24
Average monthly children in custody	16
Children adopted	0
Total Children's Services expenditures	\$0.1 mil
Average monthly children receiving subsidized child care ⁽²⁾	94
Child care expenditures ⁽²⁾	\$0.3 mil

Youth Services

Youths committed	10
Average monthly youths in DYS custody	19

(1) Excludes Buy-In.

(2) Includes subsidized block grant children in Family Centered Services/Alternative Care/Children's Treatment Services/Intensive In-Home Services, Adoption Subsidy, Income Maintenance unduplicated within each fund, across funds and county.

REYNOLDS



QUICK FACTS ABOUT DSS IN *Reynolds*

SFY-2005

Medicaid/MC+

Number of people eligible for Medicaid/MC+ services	2,170
Medicaid/MC+ dollars spent in state fiscal year 2005 ⁽¹⁾	\$18.8 mil
Estimated portion of \$18.8 mil that was federal dollars	\$11.5 mil
Medicaid/MC+ dollars for inpatient hospital services	\$2.2 mil
Medicaid/MC+ dollars for physician services	\$1.9 mil
Medicaid/MC+ dollars for nursing home services	\$1.0 mil
Medicaid/MC+ dollars for pharmacy services	\$4.4 mil
Medicaid/MC+ dollars for managed care payments	NA

Family Support

Child support collections (IV-D and non-IV-D)	\$0.7 mil
Average monthly temporary assistance families	64
Total temporary assistance payments	\$0.2 mil
Average monthly food stamp benefit recipients	1,661
Total food stamp benefits received	\$1.4 mil

Child Welfare

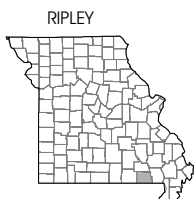
Children involved in hotline reports	137
Children with probable cause abuse or neglect	9
Children with family assessments	96
Children in custody during SFY-2005	32
Average monthly children in custody	19
Children adopted	0
Total Children's Services expenditures	\$0.3 mil
Average monthly children receiving subsidized child care ⁽²⁾	39
Child care expenditures ⁽²⁾	\$0.1 mil

Youth Services

Youths committed	1
Average monthly youths in DYS custody	2

(1) Excludes Buy-In.

(2) Includes subsidized block grant children in Family Centered Services/Alternative Care/Children's Treatment Services/Intensive In-Home Services, Adoption Subsidy, Income Maintenance unduplicated within each fund, across funds and county.



QUICK FACTS ABOUT DSS IN

Ripley

SFY-2005

Medicaid/MC+

Number of people eligible for Medicaid/MC+ services	5,372
Medicaid/MC+ dollars spent in state fiscal year 2005 ⁽¹⁾	\$33.0 mil
Estimated portion of \$33.0 mil that was federal dollars	\$20.1 mil
Medicaid/MC+ dollars for inpatient hospital services	\$3.1 mil
Medicaid/MC+ dollars for physician services	\$4.6 mil
Medicaid/MC+ dollars for nursing home services	\$2.0 mil
Medicaid/MC+ dollars for pharmacy services	\$10.5 mil
Medicaid/MC+ dollars for managed care payments	NA

Family Support

Child support collections (IV-D and non-IV-D)	\$1.5 mil
Average monthly temporary assistance families	199
Total temporary assistance payments	\$0.6 mil
Average monthly food stamp benefit recipients	4,075
Total food stamp benefits received	\$3.4 mil

Child Welfare

Children involved in hotline reports	290
Children with probable cause abuse or neglect	12
Children with family assessments	212
Children in custody during SFY-2005	30
Average monthly children in custody	19
Children adopted	3
Total Children's Services expenditures	\$0.5 mil
Average monthly children receiving subsidized child care ⁽²⁾	120
Child care expenditures ⁽²⁾	\$0.2 mil

Youth Services

Youths committed	4
Average monthly youths in DYS custody	4

(1) Excludes Buy-In.

(2) Includes subsidized block grant children in Family Centered Services/Alternative Care/Children's Treatment Services/Intensive In-Home Services, Adoption Subsidy, Income Maintenance unduplicated within each fund, across funds and county.



QUICK FACTS ABOUT DSS IN

Saline

SFY-2005

Medicaid/MC+

Number of people eligible for Medicaid/MC+ services	4,910
Medicaid/MC+ dollars spent in state fiscal year 2005 ⁽¹⁾	\$56.1 mil
Estimated portion of \$56.1 mil that was federal dollars	\$34.1 mil
Medicaid/MC+ dollars for inpatient hospital services	\$1.5 mil
Medicaid/MC+ dollars for physician services	\$1.2 mil
Medicaid/MC+ dollars for nursing home services	\$4.5 mil
Medicaid/MC+ dollars for pharmacy services	\$7.4 mil
Medicaid/MC+ dollars for managed care payments	\$6.4 mil

Family Support

Child support collections (IV-D and non-IV-D)	\$3.4 mil
Average monthly temporary assistance families	233
Total temporary assistance payments	\$0.6 mil
Average monthly food stamp benefit recipients	3,305
Total food stamp benefits received	\$2.8 mil

Child Welfare

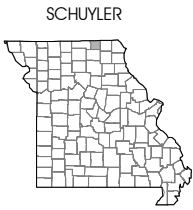
Children involved in hotline reports	385
Children with probable cause abuse or neglect	55
Children with family assessments	266
Children in custody during SFY-2005	95
Average monthly children in custody	70
Children adopted	19
Total Children's Services expenditures	\$1.5 mil
Average monthly children receiving subsidized child care ⁽²⁾	154
Child care expenditures ⁽²⁾	\$0.4 mil

Youth Services

Youths committed	8
Average monthly youths in DYS custody	10

(1) Excludes Buy-In.

(2) Includes subsidized block grant children in Family Centered Services/Alternative Care/Children's Treatment Services/Intensive In-Home Services, Adoption Subsidy, Income Maintenance unduplicated within each fund, across funds and county.



QUICK FACTS ABOUT DSS IN
Schuyler

SFY-2005

Medicaid/MC+

Number of people eligible for Medicaid/MC+ services	935
Medicaid/MC+ dollars spent in state fiscal year 2005 ⁽¹⁾	\$5.0 mil
Estimated portion of \$5.0 mil that was federal dollars	\$3.0 mil
Medicaid/MC+ dollars for inpatient hospital services	\$0.5 mil
Medicaid/MC+ dollars for physician services	\$0.6 mil
Medicaid/MC+ dollars for nursing home services	\$0.8 mil
Medicaid/MC+ dollars for pharmacy services	\$1.5 mil
Medicaid/MC+ dollars for managed care payments	NA

Family Support

Child support collections (IV-D and non-IV-D)	\$0.6 mil
Average monthly temporary assistance families	13
Total temporary assistance payments	\$34,296
Average monthly food stamp benefit recipients	549
Total food stamp benefits received	\$0.4 mil

Child Welfare

Children involved in hotline reports	50
Children with probable cause abuse or neglect	5
Children with family assessments	22
Children in custody during SFY-2005	22
Average monthly children in custody	18
Children adopted	2
Total Children's Services expenditures	\$0.3 mil
Average monthly children receiving subsidized child care ⁽²⁾	5
Child care expenditures ⁽²⁾	\$13,174

Youth Services

Youths committed	0
Average monthly youths in DYS custody	0

(1) Excludes Buy-In.

(2) Includes subsidized block grant children in Family Centered Services/Alternative Care/Children's Treatment Services/Intensive In-Home Services, Adoption Subsidy, Income Maintenance unduplicated within each fund, across funds and county.



QUICK FACTS ABOUT DSS IN
Scotland

SFY-2005

Medicaid/MC+

Number of people eligible for Medicaid/MC+ services	791
Medicaid/MC+ dollars spent in state fiscal year 2005 ⁽¹⁾	\$5.4 mil
Estimated portion of \$5.4 mil that was federal dollars	\$3.3 mil
Medicaid/MC+ dollars for inpatient hospital services	\$0.5 mil
Medicaid/MC+ dollars for physician services	\$0.5 mil
Medicaid/MC+ dollars for nursing home services	\$1.6 mil
Medicaid/MC+ dollars for pharmacy services	\$1.4 mil
Medicaid/MC+ dollars for managed care payments	NA

Family Support

Child support collections (IV-D and non-IV-D)	\$0.6 mil
Average monthly temporary assistance families	16
Total temporary assistance payments	\$42,840
Average monthly food stamp benefit recipients	407
Total food stamp benefits received	\$0.3 mil

Child Welfare

Children involved in hotline reports	52
Children with probable cause abuse or neglect	4
Children with family assessments	25
Children in custody during SFY-2005	14
Average monthly children in custody	10
Children adopted	0
Total Children's Services expenditures	\$0.3 mil
Average monthly children receiving subsidized child care ⁽²⁾	27
Child care expenditures ⁽²⁾	\$0.1 mil

Youth Services

Youths committed	0
Average monthly youths in DYS custody	0

(1) Excludes Buy-In.

(2) Includes subsidized block grant children in Family Centered Services/Alternative Care/Children's Treatment Services/Intensive In-Home Services, Adoption Subsidy, Income Maintenance unduplicated within each fund, across funds and county.



QUICK FACTS ABOUT DSS IN

Scott

SFY-2005

Medicaid/MC+

Number of people eligible for Medicaid/MC+ services	11,141
Medicaid/MC+ dollars spent in state fiscal year 2005 ⁽¹⁾	\$69.0 mil
Estimated portion of \$69.0 mil that was federal dollars	\$42.0 mil
Medicaid/MC+ dollars for inpatient hospital services	\$7.0 mil
Medicaid/MC+ dollars for physician services	\$6.4 mil
Medicaid/MC+ dollars for nursing home services	\$8.4 mil
Medicaid/MC+ dollars for pharmacy services	\$20.9 mil
Medicaid/MC+ dollars for managed care payments	NA

Family Support

Child support collections (IV-D and non-IV-D)	\$6.3 mil
Average monthly temporary assistance families	595
Total temporary assistance payments	\$1.6 mil
Average monthly food stamp benefit recipients	8,900
Total food stamp benefits received	\$7.8 mil

Child Welfare

Children involved in hotline reports	665
Children with probable cause abuse or neglect	77
Children with family assessments	384
Children in custody during SFY-2005	116
Average monthly children in custody	76
Children adopted	8
Total Children's Services expenditures	\$1.3 mil
Average monthly children receiving subsidized child care ⁽²⁾	603
Child care expenditures ⁽²⁾	\$1.3 mil

Youth Services

Youths committed	31
Average monthly youths in DYS custody	44

(1) Excludes Buy-In.

(2) Includes subsidized block grant children in Family Centered Services/Alternative Care/Children's Treatment Services/Intensive In-Home Services, Adoption Subsidy, Income Maintenance unduplicated within each fund, across funds and county.



QUICK FACTS ABOUT DSS IN

Shannon

SFY-2005

Medicaid/MC+

Number of people eligible for Medicaid/MC+ services	2,896
Medicaid/MC+ dollars spent in state fiscal year 2005 ⁽¹⁾	\$13.3 mil
Estimated portion of \$13.3 mil that was federal dollars	\$8.1 mil
Medicaid/MC+ dollars for inpatient hospital services	\$1.2 mil
Medicaid/MC+ dollars for physician services	\$2.0 mil
Medicaid/MC+ dollars for nursing home services	\$1.2 mil
Medicaid/MC+ dollars for pharmacy services	\$4.2 mil
Medicaid/MC+ dollars for managed care payments	NA

Family Support

Child support collections (IV-D and non-IV-D)	\$0.8 mil
Average monthly temporary assistance families	69
Total temporary assistance payments	\$0.2 mil
Average monthly food stamp benefit recipients	2,219
Total food stamp benefits received	\$1.9 mil

Child Welfare

Children involved in hotline reports	141
Children with probable cause abuse or neglect	8
Children with family assessments	104
Children in custody during SFY-2005	30
Average monthly children in custody	20
Children adopted	14
Total Children's Services expenditures	\$0.4 mil
Average monthly children receiving subsidized child care ⁽²⁾	38
Child care expenditures ⁽²⁾	\$0.1 mil

Youth Services

Youths committed	0
Average monthly youths in DYS custody	1

(1) Excludes Buy-In.

(2) Includes subsidized block grant children in Family Centered Services/Alternative Care/Children's Treatment Services/Intensive In-Home Services, Adoption Subsidy, Income Maintenance unduplicated within each fund, across funds and county.



QUICK FACTS ABOUT DSS IN *Shelby*

SFY-2005

Medicaid/MC+

Number of people eligible for Medicaid/MC+ services	1,362
Medicaid/MC+ dollars spent in state fiscal year 2005 ⁽¹⁾	\$8.2 mil
Estimated portion of \$8.2 mil that was federal dollars	\$5.0 mil
Medicaid/MC+ dollars for inpatient hospital services	\$0.9 mil
Medicaid/MC+ dollars for physician services	\$0.8 mil
Medicaid/MC+ dollars for nursing home services	\$1.8 mil
Medicaid/MC+ dollars for pharmacy services	\$2.2 mil
Medicaid/MC+ dollars for managed care payments	NA

Family Support

Child support collections (IV-D and non-IV-D)	\$0.7 mil
Average monthly temporary assistance families	33
Total temporary assistance payments	\$0.1 mil
Average monthly food stamp benefit recipients	785
Total food stamp benefits received	\$0.7 mil

Child Welfare

Children involved in hotline reports	117
Children with probable cause abuse or neglect	17
Children with family assessments	67
Children in custody during SFY-2005	44
Average monthly children in custody	25
Children adopted	3
Total Children's Services expenditures	\$0.3 mil
Average monthly children receiving subsidized child care ⁽²⁾	41
Child care expenditures ⁽²⁾	\$0.1 mil

Youth Services

Youths committed	1
Average monthly youths in DYS custody	1

(1) Excludes Buy-In.

(2) Includes subsidized block grant children in Family Centered Services/Alternative Care/Children's Treatment Services/Intensive In-Home Services, Adoption Subsidy, Income Maintenance unduplicated within each fund, across funds and county.



QUICK FACTS ABOUT DSS IN

St. Charles

SFY-2005

Medicaid/MC+

Number of people eligible for Medicaid/MC+ services	21,532
Medicaid/MC+ dollars spent in state fiscal year 2005 ⁽¹⁾	\$117.8 mil
Estimated portion of \$117.8 mil that was federal dollars	\$71.7 mil
Medicaid/MC+ dollars for inpatient hospital services	\$7.5 mil
Medicaid/MC+ dollars for physician services	\$3.2 mil
Medicaid/MC+ dollars for nursing home services	\$14.2 mil
Medicaid/MC+ dollars for pharmacy services	\$19.6 mil
Medicaid/MC+ dollars for managed care payments	\$30.7 mil

Family Support

Child support collections (IV-D and non-IV-D)	\$24.4 mil
Average monthly temporary assistance families	868
Total temporary assistance payments	\$2.4 mil
Average monthly food stamp benefit recipients	13,551
Total food stamp benefits received	\$14.2 mil

Child Welfare

Children involved in hotline reports	2,194
Children with probable cause abuse or neglect	268
Children with family assessments	1,218
Children in custody during SFY-2005	283
Average monthly children in custody	180
Children adopted	28
Total Children's Services expenditures	\$3.4 mil
Average monthly children receiving subsidized child care ⁽²⁾	1,169
Child care expenditures ⁽²⁾	\$4.5 mil

Youth Services

Youths committed	66
Average monthly youths in DYS custody	103

(1) Excludes Buy-In.

(2) Includes subsidized block grant children in Family Centered Services/Alternative Care/Children's Treatment Services/Intensive In-Home Services, Adoption Subsidy, Income Maintenance unduplicated within each fund, across funds and county.



QUICK FACTS ABOUT DSS IN
St. Clair

SFY-2005

Medicaid/MC+

Number of people eligible for Medicaid/MC+ services	2,295
Medicaid/MC+ dollars spent in state fiscal year 2005 ⁽¹⁾	\$12.0 mil
Estimated portion of \$12.0 mil that was federal dollars	\$7.3 mil
Medicaid/MC+ dollars for inpatient hospital services	\$0.7 mil
Medicaid/MC+ dollars for physician services	\$0.6 mil
Medicaid/MC+ dollars for nursing home services	\$2.4 mil
Medicaid/MC+ dollars for pharmacy services	\$2.6 mil
Medicaid/MC+ dollars for managed care payments	\$2.7 mil

Family Support

Child support collections (IV-D and non-IV-D)	\$0.9 mil
Average monthly temporary assistance families	81
Total temporary assistance payments	\$0.2 mil
Average monthly food stamp benefit recipients	1,711
Total food stamp benefits received	\$1.5 mil

Child Welfare

Children involved in hotline reports	199
Children with probable cause abuse or neglect	16
Children with family assessments	95
Children in custody during SFY-2005	32
Average monthly children in custody	22
Children adopted	0
Total Children's Services expenditures	\$0.3 mil
Average monthly children receiving subsidized child care ⁽²⁾	31
Child care expenditures ⁽²⁾	\$0.1 mil

Youth Services

Youths committed	1
Average monthly youths in DYS custody	2

(1) Excludes Buy-In.

(2) Includes subsidized block grant children in Family Centered Services/Alternative Care/Children's Treatment Services/Intensive In-Home Services, Adoption Subsidy, Income Maintenance unduplicated within each fund, across funds and county.

ST. FRANCOIS



QUICK FACTS ABOUT DSS IN

St. Francois

SFY-2005

Medicaid/MC+

Number of people eligible for Medicaid/MC+ services	13,208
Medicaid/MC+ dollars spent in state fiscal year 2005 ⁽¹⁾	\$76.9 mil
Estimated portion of \$76.9 mil that was federal dollars	\$46.8 mil
Medicaid/MC+ dollars for inpatient hospital services	\$4.4 mil
Medicaid/MC+ dollars for physician services	\$3.0 mil
Medicaid/MC+ dollars for nursing home services	\$10.5 mil
Medicaid/MC+ dollars for pharmacy services	\$20.7 mil
Medicaid/MC+ dollars for managed care payments	\$15.1 mil

Family Support

Child support collections (IV-D and non-IV-D)	\$7.8 mil
Average monthly temporary assistance families	665
Total temporary assistance payments	\$1.8 mil
Average monthly food stamp benefit recipients	10,624
Total food stamp benefits received	\$9.4 mil

Child Welfare

Children involved in hotline reports	932
Children with probable cause abuse or neglect	85
Children with family assessments	540
Children in custody during SFY-2005	158
Average monthly children in custody	117
Children adopted	18
Total Children's Services expenditures	\$2.1 mil
Average monthly children receiving subsidized child care ⁽²⁾	532
Child care expenditures ⁽²⁾	\$1.2 mil

Youth Services

Youths committed	21
Average monthly youths in DYS custody	41

(1) Excludes Buy-In.

(2) Includes subsidized block grant children in Family Centered Services/Alternative Care/Children's Treatment Services/Intensive In-Home Services, Adoption Subsidy, Income Maintenance unduplicated within each fund, across funds and county.



QUICK FACTS ABOUT DSS IN

St. Louis

SFY-2005

Medicaid/MC+

Number of people eligible for Medicaid/MC+ services	112,418
Medicaid/MC+ dollars spent in state fiscal year 2005 ⁽¹⁾	\$615.7 mil
Estimated portion of \$615.7 mil that was federal dollars	\$374.8 mil
Medicaid/MC+ dollars for inpatient hospital services	\$53.6 mil
Medicaid/MC+ dollars for physician services	\$22.0 mil
Medicaid/MC+ dollars for nursing home services	\$130.3 mil
Medicaid/MC+ dollars for pharmacy services	\$96.7 mil
Medicaid/MC+ dollars for managed care payments	\$147.3 mil

Family Support

Child support collections (IV-D and non-IV-D)	\$51.8 mil
Average monthly temporary assistance families	6,022
Total temporary assistance payments	\$17.1 mil
Average monthly food stamp benefit recipients	80,823
Total food stamp benefits received	\$84.2 mil

Child Welfare

Children involved in hotline reports	6,526
Children with probable cause abuse or neglect	549
Children with family assessments	3,984
Children in custody during SFY-2005	1,650
Average monthly children in custody	1,115
Children adopted	105
Total Children's Services expenditures	\$19.8 mil
Average monthly children receiving subsidized child care ⁽²⁾	9,096
Child care expenditures ⁽²⁾	\$38.9 mil

Youth Services

Youths committed	77
Average monthly youths in DYS custody	93

(1) Excludes Buy-In.

(2) Includes subsidized block grant children in Family Centered Services/Alternative Care/Children's Treatment Services/Intensive In-Home Services, Adoption Subsidy, Income Maintenance unduplicated within each fund, across funds and county.



QUICK FACTS ABOUT DSS IN
St. Louis City

SFY-2005

Medicaid/MC+

Number of people eligible for Medicaid/MC+ services	113,770
Medicaid/MC+ dollars spent in state fiscal year 2005 ⁽¹⁾	\$546.5 mil
Estimated portion of \$546.5 mil that was federal dollars	\$332.6 mil
Medicaid/MC+ dollars for inpatient hospital services	\$70.2 mil
Medicaid/MC+ dollars for physician services	\$27.2 mil
Medicaid/MC+ dollars for nursing home services	\$54.6 mil
Medicaid/MC+ dollars for pharmacy services	\$101.6 mil
Medicaid/MC+ dollars for managed care payments	\$143.8 mil

Family Support

Child support collections (IV-D and non-IV-D)	\$93.6 mil
Average monthly temporary assistance families	8,630
Total temporary assistance payments	\$24.8 mil
Average monthly food stamp benefit recipients	105,529
Total food stamp benefits received	\$117.0 mil

Child Welfare

Children involved in hotline reports	6,295
Children with probable cause abuse or neglect	739
Children with family assessments	3,078
Children in custody during SFY-2005	2,206
Average monthly children in custody	1,688
Children adopted	136
Total Children's Services expenditures	\$34.6 mil
Average monthly children receiving subsidized child care ⁽²⁾	9,679
Child care expenditures ⁽²⁾	\$42.1 mil

Youth Services

Youths committed	132
Average monthly youths in DYS custody	205

(1) Excludes Buy-In.

(2) Includes subsidized block grant children in Family Centered Services/Alternative Care/Children's Treatment Services/Intensive In-Home Services, Adoption Subsidy, Income Maintenance unduplicated within each fund, across funds and county.



QUICK FACTS ABOUT DSS IN
Ste. Genevieve

SFY-2005

Medicaid/MC+

Number of people eligible for Medicaid/MC+ services	2,425
Medicaid/MC+ dollars spent in state fiscal year 2005 ⁽¹⁾	\$13.4 mil
Estimated portion of \$13.4 mil that was federal dollars	\$8.2 mil
Medicaid/MC+ dollars for inpatient hospital services	\$0.6 mil
Medicaid/MC+ dollars for physician services	\$0.6 mil
Medicaid/MC+ dollars for nursing home services	\$2.0 mil
Medicaid/MC+ dollars for pharmacy services	\$3.4 mil
Medicaid/MC+ dollars for managed care payments	\$2.9 mil

Family Support

Child support collections (IV-D and non-IV-D)	\$1.7 mil
Average monthly temporary assistance families	69
Total temporary assistance payments	\$0.2 mil
Average monthly food stamp benefit recipients	1,832
Total food stamp benefits received	\$1.7 mil

Child Welfare

Children involved in hotline reports	193
Children with probable cause abuse or neglect	9
Children with family assessments	118
Children in custody during SFY-2005	20
Average monthly children in custody	16
Children adopted	0
Total Children's Services expenditures	\$0.2 mil
Average monthly children receiving subsidized child care ⁽²⁾	110
Child care expenditures ⁽²⁾	\$0.3 mil

Youth Services

Youths committed	6
Average monthly youths in DYS custody	6

(1) Excludes Buy-In.

(2) Includes subsidized block grant children in Family Centered Services/Alternative Care/Children's Treatment Services/Intensive In-Home Services, Adoption Subsidy, Income Maintenance unduplicated within each fund, across funds and county.

STODDARD



QUICK FACTS ABOUT DSS IN

Stoddard

SFY-2005

Medicaid/MC+

Number of people eligible for Medicaid/MC+ services	7,860
Medicaid/MC+ dollars spent in state fiscal year 2005 ⁽¹⁾	\$51.4 mil
Estimated portion of \$51.4 mil that was federal dollars	\$31.3 mil
Medicaid/MC+ dollars for inpatient hospital services	\$4.8 mil
Medicaid/MC+ dollars for physician services	\$5.9 mil
Medicaid/MC+ dollars for nursing home services	\$7.6 mil
Medicaid/MC+ dollars for pharmacy services	\$16.4 mil
Medicaid/MC+ dollars for managed care payments	NA

Family Support

Child support collections (IV-D and non-IV-D)	\$3.9 mil
Average monthly temporary assistance families	256
Total temporary assistance payments	\$0.7 mil
Average monthly food stamp benefit recipients	5,392
Total food stamp benefits received	\$4.5 mil

Child Welfare

Children involved in hotline reports	514
Children with probable cause abuse or neglect	144
Children with family assessments	274
Children in custody during SFY-2005	310
Average monthly children in custody	189
Children adopted	23
Total Children's Services expenditures	\$1.7 mil
Average monthly children receiving subsidized child care ⁽²⁾	153
Child care expenditures ⁽²⁾	\$0.3 mil

Youth Services

Youths committed	3
Average monthly youths in DYS custody	4

(1) Excludes Buy-In.

(2) Includes subsidized block grant children in Family Centered Services/Alternative Care/Children's Treatment Services/Intensive In-Home Services, Adoption Subsidy, Income Maintenance unduplicated within each fund, across funds and county.



QUICK FACTS ABOUT DSS IN

Stone

SFY-2005

Medicaid/MC+

Number of people eligible for Medicaid/MC+ services	5,797
Medicaid/MC+ dollars spent in state fiscal year 2005 ⁽¹⁾	\$25.8 mil
Estimated portion of \$25.8 mil that was federal dollars	\$15.7 mil
Medicaid/MC+ dollars for inpatient hospital services	\$3.0 mil
Medicaid/MC+ dollars for physician services	\$3.3 mil
Medicaid/MC+ dollars for nursing home services	\$3.2 mil
Medicaid/MC+ dollars for pharmacy services	\$8.9 mil
Medicaid/MC+ dollars for managed care payments	NA

Family Support

Child support collections (IV-D and non-IV-D)	\$2.8 mil
Average monthly temporary assistance families	140
Total temporary assistance payments	\$0.4 mil
Average monthly food stamp benefit recipients	4,435
Total food stamp benefits received	\$4.2 mil

Child Welfare

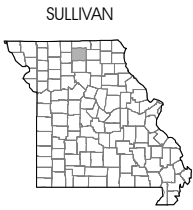
Children involved in hotline reports	488
Children with probable cause abuse or neglect	67
Children with family assessments	280
Children in custody during SFY-2005	135
Average monthly children in custody	89
Children adopted	5
Total Children's Services expenditures	\$0.9 mil
Average monthly children receiving subsidized child care ⁽²⁾	96
Child care expenditures ⁽²⁾	\$0.2 mil

Youth Services

Youths committed	1
Average monthly youths in DYS custody	2

(1) Excludes Buy-In.

(2) Includes subsidized block grant children in Family Centered Services/Alternative Care/Children's Treatment Services/Intensive In-Home Services, Adoption Subsidy, Income Maintenance unduplicated within each fund, across funds and county.



QUICK FACTS ABOUT DSS IN
Sullivan

SFY-2005

Medicaid/MC+

Number of people eligible for Medicaid/MC+ services	1,589
Medicaid/MC+ dollars spent in state fiscal year 2005 ⁽¹⁾	\$10.8 mil
Estimated portion of \$10.8 mil that was federal dollars	\$6.6 mil
Medicaid/MC+ dollars for inpatient hospital services	\$1.2 mil
Medicaid/MC+ dollars for physician services	\$1.2 mil
Medicaid/MC+ dollars for nursing home services	\$2.2 mil
Medicaid/MC+ dollars for pharmacy services	\$3.0 mil
Medicaid/MC+ dollars for managed care payments	NA

Family Support

Child support collections (IV-D and non-IV-D)	\$0.8 mil
Average monthly temporary assistance families	33
Total temporary assistance payments	\$0.1 mil
Average monthly food stamp benefit recipients	1,048
Total food stamp benefits received	\$0.9 mil

Child Welfare

Children involved in hotline reports	101
Children with probable cause abuse or neglect	9
Children with family assessments	73
Children in custody during SFY-2005	18
Average monthly children in custody	11
Children adopted	1
Total Children's Services expenditures	\$0.1 mil
Average monthly children receiving subsidized child care ⁽²⁾	30
Child care expenditures ⁽²⁾	\$0.1 mil

Youth Services

Youths committed	0
Average monthly youths in DYS custody	4

(1) Excludes Buy-In.

(2) Includes subsidized block grant children in Family Centered Services/Alternative Care/Children's Treatment Services/Intensive In-Home Services, Adoption Subsidy, Income Maintenance unduplicated within each fund, across funds and county.



QUICK FACTS ABOUT DSS IN

Taney

SFY-2005

Medicaid/MC+

Number of people eligible for Medicaid/MC+ services	8,879
Medicaid/MC+ dollars spent in state fiscal year 2005 ⁽¹⁾	\$37.8 mil
Estimated portion of \$37.8 mil that was federal dollars	\$23.0 mil
Medicaid/MC+ dollars for inpatient hospital services	\$4.5 mil
Medicaid/MC+ dollars for physician services	\$4.3 mil
Medicaid/MC+ dollars for nursing home services	\$4.9 mil
Medicaid/MC+ dollars for pharmacy services	\$11.9 mil
Medicaid/MC+ dollars for managed care payments	NA

Family Support

Child support collections (IV-D and non-IV-D)	\$4.5 mil
Average monthly temporary assistance families	168
Total temporary assistance payments	\$0.5 mil
Average monthly food stamp benefit recipients	5,932
Total food stamp benefits received	\$5.5 mil

Child Welfare

Children involved in hotline reports	856
Children with probable cause abuse or neglect	95
Children with family assessments	463
Children in custody during SFY-2005	255
Average monthly children in custody	157
Children adopted	4
Total Children's Services expenditures	\$1.7 mil
Average monthly children receiving subsidized child care ⁽²⁾	152
Child care expenditures ⁽²⁾	\$0.3 mil

Youth Services

Youths committed	11
Average monthly youths in DYS custody	17

(1) Excludes Buy-In.

(2) Includes subsidized block grant children in Family Centered Services/Alternative Care/Children's Treatment Services/Intensive In-Home Services, Adoption Subsidy, Income Maintenance unduplicated within each fund, across funds and county.



QUICK FACTS ABOUT DSS IN *Texas*

SFY-2005

Medicaid/MC+

Number of people eligible for Medicaid/MC+ services	5,971
Medicaid/MC+ dollars spent in state fiscal year 2005 ⁽¹⁾	\$29.8 mil
Estimated portion of \$29.8 mil that was federal dollars	\$18.2 mil
Medicaid/MC+ dollars for inpatient hospital services	\$2.8 mil
Medicaid/MC+ dollars for physician services	\$3.4 mil
Medicaid/MC+ dollars for nursing home services	\$4.6 mil
Medicaid/MC+ dollars for pharmacy services	\$9.0 mil
Medicaid/MC+ dollars for managed care payments	NA

Family Support

Child support collections (IV-D and non-IV-D)	\$2.3 mil
Average monthly temporary assistance families	213
Total temporary assistance payments	\$0.6 mil
Average monthly food stamp benefit recipients	4,521
Total food stamp benefits received	\$3.7 mil

Child Welfare

Children involved in hotline reports	459
Children with probable cause abuse or neglect	75
Children with family assessments	232
Children in custody during SFY-2005	112
Average monthly children in custody	56
Children adopted	0
Total Children's Services expenditures	\$0.5 mil
Average monthly children receiving subsidized child care ⁽²⁾	105
Child care expenditures ⁽²⁾	\$0.2 mil

Youth Services

Youths committed	7
Average monthly youths in DYS custody	9

(1) Excludes Buy-In.

(2) Includes subsidized block grant children in Family Centered Services/Alternative Care/Children's Treatment Services/Intensive In-Home Services, Adoption Subsidy, Income Maintenance unduplicated within each fund, across funds and county.



QUICK FACTS ABOUT DSS IN

Vernon

SFY-2005

Medicaid/MC+

Number of people eligible for Medicaid/MC+ services	4,991
Medicaid/MC+ dollars spent in state fiscal year 2005 ⁽¹⁾	\$48.7 mil
Estimated portion of \$48.7 mil that was federal dollars	\$29.6 mil
Medicaid/MC+ dollars for inpatient hospital services	\$4.0 mil
Medicaid/MC+ dollars for physician services	\$2.6 mil
Medicaid/MC+ dollars for nursing home services	\$6.4 mil
Medicaid/MC+ dollars for pharmacy services	\$9.1 mil
Medicaid/MC+ dollars for managed care payments	NA

Family Support

Child support collections (IV-D and non-IV-D)	\$3.4 mil
Average monthly temporary assistance families	179
Total temporary assistance payments	\$0.5 mil
Average monthly food stamp benefit recipients	3,572
Total food stamp benefits received	\$3.0 mil

Child Welfare

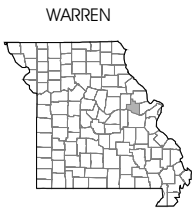
Children involved in hotline reports	411
Children with probable cause abuse or neglect	46
Children with family assessments	230
Children in custody during SFY-2005	60
Average monthly children in custody	37
Children adopted	0
Total Children's Services expenditures	\$0.4 mil
Average monthly children receiving subsidized child care ⁽²⁾	115
Child care expenditures ⁽²⁾	\$0.2 mil

Youth Services

Youths committed	5
Average monthly youths in DYS custody	7

(1) Excludes Buy-In.

(2) Includes subsidized block grant children in Family Centered Services/Alternative Care/Children's Treatment Services/Intensive In-Home Services, Adoption Subsidy, Income Maintenance unduplicated within each fund, across funds and county.



QUICK FACTS ABOUT DSS IN

Warren

SFY-2005

Medicaid/MC+

Number of people eligible for Medicaid/MC+ services	3,853
Medicaid/MC+ dollars spent in state fiscal year 2005 ⁽¹⁾	\$20.0 mil
Estimated portion of \$20.0 mil that was federal dollars	\$12.2 mil
Medicaid/MC+ dollars for inpatient hospital services	\$1.3 mil
Medicaid/MC+ dollars for physician services	\$0.6 mil
Medicaid/MC+ dollars for nursing home services	\$1.2 mil
Medicaid/MC+ dollars for pharmacy services	\$3.9 mil
Medicaid/MC+ dollars for managed care payments	\$4.9 mil

Family Support

Child support collections (IV-D and non-IV-D)	\$2.5 mil
Average monthly temporary assistance families	118
Total temporary assistance payments	\$0.3 mil
Average monthly food stamp benefit recipients	2,772
Total food stamp benefits received	\$2.6 mil

Child Welfare

Children involved in hotline reports	474
Children with probable cause abuse or neglect	105
Children with family assessments	215
Children in custody during SFY-2005	141
Average monthly children in custody	94
Children adopted	5
Total Children's Services expenditures	\$0.9 mil
Average monthly children receiving subsidized child care ⁽²⁾	89
Child care expenditures ⁽²⁾	\$0.3 mil

Youth Services

Youths committed	6
Average monthly youths in DYS custody	5

(1) Excludes Buy-In.

(2) Includes subsidized block grant children in Family Centered Services/Alternative Care/Children's Treatment Services/Intensive In-Home Services, Adoption Subsidy, Income Maintenance unduplicated within each fund, across funds and county.



QUICK FACTS ABOUT DSS IN
Washington

SFY-2005

Medicaid/MC+

Number of people eligible for Medicaid/MC+ services	7,326
Medicaid/MC+ dollars spent in state fiscal year 2005 ⁽¹⁾	\$40.3 mil
Estimated portion of \$40.3 mil that was federal dollars	\$24.5 mil
Medicaid/MC+ dollars for inpatient hospital services	\$2.2 mil
Medicaid/MC+ dollars for physician services	\$1.9 mil
Medicaid/MC+ dollars for nursing home services	\$4.7 mil
Medicaid/MC+ dollars for pharmacy services	\$10.2 mil
Medicaid/MC+ dollars for managed care payments	\$8.3 mil

Family Support

Child support collections (IV-D and non-IV-D)	\$2.8 mil
Average monthly temporary assistance families	310
Total temporary assistance payments	\$0.9 mil
Average monthly food stamp benefit recipients	6,244
Total food stamp benefits received	\$5.8 mil

Child Welfare

Children involved in hotline reports	514
Children with probable cause abuse or neglect	74
Children with family assessments	297
Children in custody during SFY-2005	149
Average monthly children in custody	116
Children adopted	7
Total Children's Services expenditures	\$1.0 mil
Average monthly children receiving subsidized child care ⁽²⁾	198
Child care expenditures ⁽²⁾	\$0.5 mil

Youth Services

Youths committed	9
Average monthly youths in DYS custody	23

(1) Excludes Buy-In.

(2) Includes subsidized block grant children in Family Centered Services/Alternative Care/Children's Treatment Services/Intensive In-Home Services, Adoption Subsidy, Income Maintenance unduplicated within each fund, across funds and county.



QUICK FACTS ABOUT DSS IN

Wayne

SFY-2005

Medicaid/MC+

Number of people eligible for Medicaid/MC+ services	4,693
Medicaid/MC+ dollars spent in state fiscal year 2005 ⁽¹⁾	\$27.8 mil
Estimated portion of \$27.8 mil that was federal dollars	\$16.9 mil
Medicaid/MC+ dollars for inpatient hospital services	\$2.2 mil
Medicaid/MC+ dollars for physician services	\$3.8 mil
Medicaid/MC+ dollars for nursing home services	\$2.7 mil
Medicaid/MC+ dollars for pharmacy services	\$9.7 mil
Medicaid/MC+ dollars for managed care payments	NA

Family Support

Child support collections (IV-D and non-IV-D)	\$1.3 mil
Average monthly temporary assistance families	150
Total temporary assistance payments	\$0.4 mil
Average monthly food stamp benefit recipients	3,729
Total food stamp benefits received	\$3.2 mil

Child Welfare

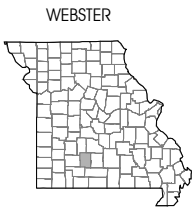
Children involved in hotline reports	256
Children with probable cause abuse or neglect	11
Children with family assessments	152
Children in custody during SFY-2005	44
Average monthly children in custody	31
Children adopted	0
Total Children's Services expenditures	\$0.3 mil
Average monthly children receiving subsidized child care ⁽²⁾	118
Child care expenditures ⁽²⁾	\$0.2 mil

Youth Services

Youths committed	4
Average monthly youths in DYS custody	6

(1) Excludes Buy-In.

(2) Includes subsidized block grant children in Family Centered Services/Alternative Care/Children's Treatment Services/Intensive In-Home Services, Adoption Subsidy, Income Maintenance unduplicated within each fund, across funds and county.



QUICK FACTS ABOUT DSS IN

Webster

SFY-2005

Medicaid/MC+

Number of people eligible for Medicaid/MC+ services	6,221
Medicaid/MC+ dollars spent in state fiscal year 2005 ⁽¹⁾	\$28.4 mil
Estimated portion of \$28.4 mil that was federal dollars	\$17.3 mil
Medicaid/MC+ dollars for inpatient hospital services	\$3.3 mil
Medicaid/MC+ dollars for physician services	\$3.3 mil
Medicaid/MC+ dollars for nursing home services	\$4.6 mil
Medicaid/MC+ dollars for pharmacy services	\$8.7 mil
Medicaid/MC+ dollars for managed care payments	NA

Family Support

Child support collections (IV-D and non-IV-D)	\$3.5 mil
Average monthly temporary assistance families	177
Total temporary assistance payments	\$0.5 mil
Average monthly food stamp benefit recipients	4,397
Total food stamp benefits received	\$3.9 mil

Child Welfare

Children involved in hotline reports	623
Children with probable cause abuse or neglect	93
Children with family assessments	343
Children in custody during SFY-2005	56
Average monthly children in custody	31
Children adopted	5
Total Children's Services expenditures	\$0.7 mil
Average monthly children receiving subsidized child care ⁽²⁾	153
Child care expenditures ⁽²⁾	\$0.3 mil

Youth Services

Youths committed	6
Average monthly youths in DYS custody	8

(1) Excludes Buy-In.

(2) Includes subsidized block grant children in Family Centered Services/Alternative Care/Children's Treatment Services/Intensive In-Home Services, Adoption Subsidy, Income Maintenance unduplicated within each fund, across funds and county.



QUICK FACTS ABOUT DSS IN *Worth*

SFY-2005

Medicaid/MC+

Number of people eligible for Medicaid/MC+ services	392
Medicaid/MC+ dollars spent in state fiscal year 2005 ⁽¹⁾	\$2.1 mil
Estimated portion of \$2.1 mil that was federal dollars	\$1.3 mil
Medicaid/MC+ dollars for inpatient hospital services	\$0.3 mil
Medicaid/MC+ dollars for physician services	\$0.2 mil
Medicaid/MC+ dollars for nursing home services	\$0.5 mil
Medicaid/MC+ dollars for pharmacy services	\$0.6 mil
Medicaid/MC+ dollars for managed care payments	NA

Family Support

Child support collections (IV-D and non-IV-D)	\$0.2 mil
Average monthly temporary assistance families	6
Total temporary assistance payments	\$19,368
Average monthly food stamp benefit recipients	248
Total food stamp benefits received	\$0.2 mil

Child Welfare

Children involved in hotline reports	15
Children with probable cause abuse or neglect	1
Children with family assessments	9
Children in custody during SFY-2005	3
Average monthly children in custody	2
Children adopted	0
Total Children's Services expenditures	\$1,414
Average monthly children receiving subsidized child care ⁽²⁾	7
Child care expenditures ⁽²⁾	\$10,896

Youth Services

Youths committed	1
Average monthly youths in DYS custody	3

(1) Excludes Buy-In.

(2) Includes subsidized block grant children in Family Centered Services/Alternative Care/Children's Treatment Services/Intensive In-Home Services, Adoption Subsidy, Income Maintenance unduplicated within each fund, across funds and county.



QUICK FACTS ABOUT DSS IN

Wright

SFY-2005

Medicaid/MC+

Number of people eligible for Medicaid/MC+ services	5,551
Medicaid/MC+ dollars spent in state fiscal year 2005 ⁽¹⁾	\$26.2 mil
Estimated portion of \$26.2 mil that was federal dollars	\$15.9 mil
Medicaid/MC+ dollars for inpatient hospital services	\$2.8 mil
Medicaid/MC+ dollars for physician services	\$3.6 mil
Medicaid/MC+ dollars for nursing home services	\$3.8 mil
Medicaid/MC+ dollars for pharmacy services	\$8.3 mil
Medicaid/MC+ dollars for managed care payments	NA

Family Support

Child support collections (IV-D and non-IV-D)	\$2.2 mil
Average monthly temporary assistance families	227
Total temporary assistance payments	\$0.6 mil
Average monthly food stamp benefit recipients	4,304
Total food stamp benefits received	\$3.7 mil

Child Welfare

Children involved in hotline reports	482
Children with probable cause abuse or neglect	62
Children with family assessments	275
Children in custody during SFY-2005	50
Average monthly children in custody	32
Children adopted	3
Total Children's Services expenditures	\$0.4 mil
Average monthly children receiving subsidized child care ⁽²⁾	83
Child care expenditures ⁽²⁾	\$0.1 mil

Youth Services

Youths committed	3
Average monthly youths in DYS custody	4

(1) Excludes Buy-In.

(2) Includes subsidized block grant children in Family Centered Services/Alternative Care/Children's Treatment Services/Intensive In-Home Services, Adoption Subsidy, Income Maintenance unduplicated within each fund, across funds and county.