

MISSOURI

QUICK FACTS ABOUT DSS IN



Missouri

SFY-2006

Medicaid/MC+

Number of people eligible for Medicaid/MC+ services	894,222
Medicaid/MC+ dollars spent in state fiscal year 2006 ⁽¹⁾	\$5,176.3 mil
Estimated portion of \$5,176.3 mil that was federal dollars	\$3,192.3 mil
Medicaid/MC+ dollars for inpatient hospital services ⁽²⁾	\$522.4 mil
Medicaid/MC+ dollars for physician services ⁽²⁾	\$350.8 mil
Medicaid/MC+ dollars for nursing home services ⁽²⁾	\$785.4 mil
Medicaid/MC+ dollars for pharmacy services ⁽²⁾	\$985.4 mil
Medicaid/MC+ dollars for managed care payments	\$ 815.8 mil

Family Support

Child support collections (IV-D and non-IV-D) ⁽³⁾	\$745.7 mil
Average monthly temporary assistance families	45,865
Total temporary assistance payments	\$129.6 mil
Average monthly food stamp benefit recipients	789,262
Total food stamp benefits received	\$737.6 mil

Child Welfare

Children involved in hotline reports	78,823
Children with substantiated abuse or neglect	7,498
Children with family assessments	43,903
Children in custody during SFY-2006	16,471
Average monthly children in custody	10,904
Children adopted	1,248
Total Children's Services expenditures	\$195.0 mil
Average monthly children receiving subsidized child care ⁽⁴⁾	43,207
Child care expenditures ⁽⁴⁾	\$154.1 mil

Youth Services

Youths committed	1,214
Average monthly youths in DYS custody	1,656

(1) Excludes Buy-In

(2) Fee for service only

(3) Distributed collections

(4) Includes subsidized block grant children in Family Centered Services/Alternative Care/Children's Treatment Services/Intensive In-Home Services, Adoption Subsidy, Income Maintenance unduplicated within each fund, across funds and county

ADAIR

QUICK FACTS ABOUT DSS IN



Adair

SFY-2006

Medicaid/MC+

Number of people eligible for Medicaid/MC+ services	3,522
Medicaid/MC+ dollars spent in state fiscal year 2006 ⁽¹⁾	\$30.7 mil
Estimated portion of \$30.7 mil that was federal dollars	\$19.0 mil
Medicaid/MC+ dollars for inpatient hospital services ⁽²⁾	\$2.6 mil
Medicaid/MC+ dollars for physician services ⁽²⁾	\$2.8 mil
Medicaid/MC+ dollars for nursing home services ⁽²⁾	\$3.5 mil
Medicaid/MC+ dollars for pharmacy services ⁽²⁾	\$7.0 mil
Medicaid/MC+ dollars for managed care payments	NA

Family Support

Child support collections (IV-D and non-IV-D) ⁽³⁾	\$2.6 mil
Average monthly temporary assistance families	71
Total temporary assistance payments	\$0.2 mil
Average monthly food stamp benefit recipients	2,850
Total food stamp benefits received	\$2.4 mil

Child Welfare

Children involved in hotline reports	310
Children with substantiated abuse or neglect	37
Children with family assessments	173
Children in custody during SFY-2006	125
Average monthly children in custody	88
Children adopted	0
Total Children's Services expenditures	\$1.3 mil
Average monthly children receiving subsidized child care ⁽⁴⁾	50
Child care expenditures ⁽⁴⁾	\$0.1 mil

Youth Services

Youths committed	2
Average monthly youths in DYS custody	3

(1) Excludes Buy-In

(2) Fee for service only

(3) Distributed collections

(4) Includes subsidized block grant children in Family Centered Services/Alternative Care/Children's Treatment Services/Intensive In-Home Services, Adoption Subsidy, Income Maintenance unduplicated within each fund, across funds and county

ANDREW

QUICK FACTS ABOUT DSS IN



Andrew

SFY-2006

Medicaid/MC+

Number of people eligible for Medicaid/MC+ services	1,577
Medicaid/MC+ dollars spent in state fiscal year 2006 ⁽¹⁾	\$10.7 mil
Estimated portion of \$10.7 mil that was federal dollars	\$6.6 mil
Medicaid/MC+ dollars for inpatient hospital services ⁽²⁾	\$1.2 mil
Medicaid/MC+ dollars for physician services ⁽²⁾	\$0.9 mil
Medicaid/MC+ dollars for nursing home services ⁽²⁾	\$2.8 mil
Medicaid/MC+ dollars for pharmacy services ⁽²⁾	\$2.4 mil
Medicaid/MC+ dollars for managed care payments	NA

Family Support

Child support collections (IV-D and non-IV-D) ⁽³⁾	\$3.4 mil
Average monthly temporary assistance families	44
Total temporary assistance payments	\$0.1 mil
Average monthly food stamp benefit recipients	1,123
Total food stamp benefits received	\$1.0 mil

Child Welfare

Children involved in hotline reports	154
Children with substantiated abuse or neglect	7
Children with family assessments	121
Children in custody during SFY-2006	15
Average monthly children in custody	11
Children adopted	0
Total Children's Services expenditures	\$0.2 mil
Average monthly children receiving subsidized child care ⁽⁴⁾	46
Child care expenditures ⁽⁴⁾	\$0.1 mil

Youth Services

Youths committed	0
Average monthly youths in DYS custody	1

(1) Excludes Buy-In

(2) Fee for service only

(3) Distributed collections

(4) Includes subsidized block grant children in Family Centered Services/Alternative Care/Children's Treatment Services/Intensive In-Home Services,

Adoption Subsidy, Income Maintenance unduplicated within each fund, across funds and county



QUICK FACTS ABOUT DSS IN

Atchison

SFY-2006

Medicaid/MC+

Number of people eligible for Medicaid/MC+ services	988
Medicaid/MC+ dollars spent in state fiscal year 2006 ⁽¹⁾	\$6.4 mil
Estimated portion of \$6.4 mil that was federal dollars	\$4.0 mil
Medicaid/MC+ dollars for inpatient hospital services ⁽²⁾	\$0.6 mil
Medicaid/MC+ dollars for physician services ⁽²⁾	\$0.4 mil
Medicaid/MC+ dollars for nursing home services ⁽²⁾	\$1.9 mil
Medicaid/MC+ dollars for pharmacy services ⁽²⁾	\$1.3 mil
Medicaid/MC+ dollars for managed care payments	NA

Family Support

Child support collections (IV-D and non-IV-D) ⁽³⁾	\$0.8 mil
Average monthly temporary assistance families	28
Total temporary assistance payments	\$0.1 mil
Average monthly food stamp benefit recipients	691
Total food stamp benefits received	\$0.6 mil

Child Welfare

Children involved in hotline reports	88
Children with substantiated abuse or neglect	6
Children with family assessments	58
Children in custody during SFY-2006	8
Average monthly children in custody	4
Children adopted	0
Total Children's Services expenditures	\$17,092
Average monthly children receiving subsidized child care ⁽⁴⁾	12
Child care expenditures ⁽⁴⁾	\$23,453

Youth Services

Youths committed	0
Average monthly youths in DYS custody	0

(1) Excludes Buy-In
 (2) Fee for service only
 (3) Distributed collections
 (4) Includes subsidized block grant children in Family Centered Services/Alternative Care/Children's Treatment Services/Intensive In-Home Services, Adoption Subsidy, Income Maintenance unduplicated within each fund, across funds and county

AUDRAIN

QUICK FACTS ABOUT DSS IN



Audrain

SFY-2006

Medicaid/MC+

Number of people eligible for Medicaid/MC+ services	4,144
Medicaid/MC+ dollars spent in state fiscal year 2006 ⁽¹⁾	\$25.2 mil
Estimated portion of \$25.2 mil that was federal dollars	\$15.6 mil
Medicaid/MC+ dollars for inpatient hospital services ⁽²⁾	\$1.1 mil
Medicaid/MC+ dollars for physician services ⁽²⁾	\$1.0 mil
Medicaid/MC+ dollars for nursing home services ⁽²⁾	\$4.6 mil
Medicaid/MC+ dollars for pharmacy services ⁽²⁾	\$4.2 mil
Medicaid/MC+ dollars for managed care payments	\$ 6.4 mil

Family Support

Child support collections (IV-D and non-IV-D) ⁽³⁾	\$3.9 mil
Average monthly temporary assistance families	184
Total temporary assistance payments	\$0.5 mil
Average monthly food stamp benefit recipients	3,535
Total food stamp benefits received	\$3.1 mil

Child Welfare

Children involved in hotline reports	363
Children with substantiated abuse or neglect	43
Children with family assessments	147
Children in custody during SFY-2006	53
Average monthly children in custody	35
Children adopted	4
Total Children's Services expenditures	\$0.6 mil
Average monthly children receiving subsidized child care ⁽⁴⁾	110
Child care expenditures ⁽⁴⁾	\$0.3 mil

Youth Services

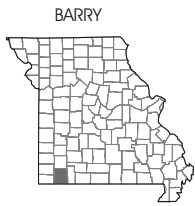
Youths committed	7
Average monthly youths in DYS custody	7

(1) Excludes Buy-In

(2) Fee for service only

(3) Distributed collections

(4) Includes subsidized block grant children in Family Centered Services/Alternative Care/Children's Treatment Services/Intensive In-Home Services, Adoption Subsidy, Income Maintenance unduplicated within each fund, across funds and county



QUICK FACTS ABOUT DSS IN

Barry

SFY-2006

Medicaid/MC+

Number of people eligible for Medicaid/MC+ services	7,112
Medicaid/MC+ dollars spent in state fiscal year 2006 ⁽¹⁾	\$35.6 mil
Estimated portion of \$35.6 mil that was federal dollars	\$21.9 mil
Medicaid/MC+ dollars for inpatient hospital services ⁽²⁾	\$4.5 mil
Medicaid/MC+ dollars for physician services ⁽²⁾	\$3.7 mil
Medicaid/MC+ dollars for nursing home services ⁽²⁾	\$4.7 mil
Medicaid/MC+ dollars for pharmacy services ⁽²⁾	\$8.8 mil
Medicaid/MC+ dollars for managed care payments	NA

Family Support

Child support collections (IV-D and non-IV-D) ⁽³⁾	\$4.2 mil
Average monthly temporary assistance families	283
Total temporary assistance payments	\$0.8 mil
Average monthly food stamp benefit recipients	6,364
Total food stamp benefits received	\$5.4 mil

Child Welfare

Children involved in hotline reports	669
Children with substantiated abuse or neglect	56
Children with family assessments	358
Children in custody during SFY-2006	155
Average monthly children in custody	105
Children adopted	2
Total Children's Services expenditures	\$1.3 mil
Average monthly children receiving subsidized child care ⁽⁴⁾	108
Child care expenditures ⁽⁴⁾	\$0.2 mil

Youth Services

Youths committed	6
Average monthly youths in DYS custody	9

(1) Excludes Buy-In

(2) Fee for service only

(3) Distributed collections

(4) Includes subsidized block grant children in Family Centered Services/Alternative Care/Children's Treatment Services/Intensive In-Home Services, Adoption Subsidy, Income Maintenance unduplicated within each fund, across funds and county

BARTON

QUICK FACTS ABOUT DSS IN



Barton

SFY-2006

Medicaid/MC+

Number of people eligible for Medicaid/MC+ services	2,538
Medicaid/MC+ dollars spent in state fiscal year 2006 ⁽¹⁾	\$11.5 mil
Estimated portion of \$11.5 mil that was federal dollars	\$7.1 mil
Medicaid/MC+ dollars for inpatient hospital services ⁽²⁾	\$1.7 mil
Medicaid/MC+ dollars for physician services ⁽²⁾	\$1.0 mil
Medicaid/MC+ dollars for nursing home services ⁽²⁾	\$1.2 mil
Medicaid/MC+ dollars for pharmacy services ⁽²⁾	\$3.2 mil
Medicaid/MC+ dollars for managed care payments	NA

Family Support

Child support collections (IV-D and non-IV-D) ⁽³⁾	\$1.5 mil
Average monthly temporary assistance families	146
Total temporary assistance payments	\$0.4 mil
Average monthly food stamp benefit recipients	2,335
Total food stamp benefits received	\$2.0 mil

Child Welfare

Children involved in hotline reports	237
Children with substantiated abuse or neglect	29
Children with family assessments	143
Children in custody during SFY-2006	24
Average monthly children in custody	16
Children adopted	0
Total Children's Services expenditures	\$0.4 mil
Average monthly children receiving subsidized child care ⁽⁴⁾	66
Child care expenditures ⁽⁴⁾	\$0.1 mil

Youth Services

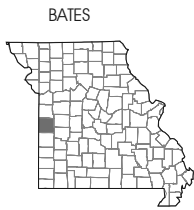
Youths committed	1
Average monthly youths in DYS custody	2

(1) Excludes Buy-In

(2) Fee for service only

(3) Distributed collections

(4) Includes subsidized block grant children in Family Centered Services/Alternative Care/Children's Treatment Services/Intensive In-Home Services, Adoption Subsidy, Income Maintenance unduplicated within each fund, across funds and county



QUICK FACTS ABOUT DSS IN

Bates

SFY-2006

Medicaid/MC+

Number of people eligible for Medicaid/MC+ services	2,881
Medicaid/MC+ dollars spent in state fiscal year 2006 ⁽¹⁾	\$18.1 mil
Estimated portion of \$18.1 mil that was federal dollars	\$11.2 mil
Medicaid/MC+ dollars for inpatient hospital services ⁽²⁾	\$2.0 mil
Medicaid/MC+ dollars for physician services ⁽²⁾	\$1.4 mil
Medicaid/MC+ dollars for nursing home services ⁽²⁾	\$3.6 mil
Medicaid/MC+ dollars for pharmacy services ⁽²⁾	\$4.4 mil
Medicaid/MC+ dollars for managed care payments	NA

Family Support

Child support collections (IV-D and non-IV-D) ⁽³⁾	\$1.9 mil
Average monthly temporary assistance families	104
Total temporary assistance payments	\$0.3 mil
Average monthly food stamp benefit recipients	2,271
Total food stamp benefits received	\$1.9 mil

Child Welfare

Children involved in hotline reports	336
Children with substantiated abuse or neglect	35
Children with family assessments	212
Children in custody during SFY-2006	41
Average monthly children in custody	29
Children adopted	0
Total Children's Services expenditures	\$0.4 mil
Average monthly children receiving subsidized child care ⁽⁴⁾	37
Child care expenditures ⁽⁴⁾	\$0.1 mil

Youth Services

Youths committed	3
Average monthly youths in DYS custody	4

(1) Excludes Buy-In

(2) Fee for service only

(3) Distributed collections

(4) Includes subsidized block grant children in Family Centered Services/Alternative Care/Children's Treatment Services/Intensive In-Home Services, Adoption Subsidy, Income Maintenance unduplicated within each fund, across funds and county



QUICK FACTS ABOUT DSS IN

Benton

SFY-2006

Medicaid/MC+

Number of people eligible for Medicaid/MC+ services	4,001
Medicaid/MC+ dollars spent in state fiscal year 2006 ⁽¹⁾	\$20.4 mil
Estimated portion of \$20.4 mil that was federal dollars	\$12.6 mil
Medicaid/MC+ dollars for inpatient hospital services ⁽²⁾	\$2.4 mil
Medicaid/MC+ dollars for physician services ⁽²⁾	\$1.7 mil
Medicaid/MC+ dollars for nursing home services ⁽²⁾	\$3.3 mil
Medicaid/MC+ dollars for pharmacy services ⁽²⁾	\$5.2 mil
Medicaid/MC+ dollars for managed care payments	NA

Family Support

Child support collections (IV-D and non-IV-D) ⁽³⁾	\$1.4 mil
Average monthly temporary assistance families	228
Total temporary assistance payments	\$0.6 mil
Average monthly food stamp benefit recipients	3,569
Total food stamp benefits received	\$3.2 mil

Child Welfare

Children involved in hotline reports	279
Children with substantiated abuse or neglect	36
Children with family assessments	144
Children in custody during SFY-2006	22
Average monthly children in custody	13
Children adopted	2
Total Children's Services expenditures	\$0.3 mil
Average monthly children receiving subsidized child care ⁽⁴⁾	92
Child care expenditures ⁽⁴⁾	\$0.2 mil

Youth Services

Youths committed	2
Average monthly youths in DYS custody	3

(1) Excludes Buy-In

(2) Fee for service only

(3) Distributed collections

(4) Includes subsidized block grant children in Family Centered Services/Alternative Care/Children's Treatment Services/Intensive In-Home Services, Adoption Subsidy, Income Maintenance unduplicated within each fund, across funds and county

BOLLINGER

QUICK FACTS ABOUT DSS IN



Bollinger

SFY-2006

Medicaid/MC+

Number of people eligible for Medicaid/MC+ services	2,591
Medicaid/MC+ dollars spent in state fiscal year 2006 ⁽¹⁾	\$15.8 mil
Estimated portion of \$15.8 mil that was federal dollars	\$9.7 mil
Medicaid/MC+ dollars for inpatient hospital services ⁽²⁾	\$1.8 mil
Medicaid/MC+ dollars for physician services ⁽²⁾	\$1.7 mil
Medicaid/MC+ dollars for nursing home services ⁽²⁾	\$1.6 mil
Medicaid/MC+ dollars for pharmacy services ⁽²⁾	\$4.6 mil
Medicaid/MC+ dollars for managed care payments	NA

Family Support

Child support collections (IV-D and non-IV-D) ⁽³⁾	\$1.2 mil
Average monthly temporary assistance families	65
Total temporary assistance payments	\$0.2 mil
Average monthly food stamp benefit recipients	2,205
Total food stamp benefits received	\$1.7 mil

Child Welfare

Children involved in hotline reports	182
Children with substantiated abuse or neglect	12
Children with family assessments	135
Children in custody during SFY-2006	12
Average monthly children in custody	4
Children adopted	0
Total Children's Services expenditures	\$34,418
Average monthly children receiving subsidized child care ⁽⁴⁾	66
Child care expenditures ⁽⁴⁾	\$0.1 mil

Youth Services

Youths committed	1
Average monthly youths in DYS custody	4

(1) Excludes Buy-In

(2) Fee for service only

(3) Distributed collections

(4) Includes subsidized block grant children in Family Centered Services/Alternative Care/Children's Treatment Services/Intensive In-Home Services, Adoption Subsidy, Income Maintenance unduplicated within each fund, across funds and county



QUICK FACTS ABOUT DSS IN

Boone

SFY-2006

Medicaid/MC+

Number of people eligible for Medicaid/MC+ services	17,597
Medicaid/MC+ dollars spent in state fiscal year 2006 ⁽¹⁾	\$114.2 mil
Estimated portion of \$114.2 mil that was federal dollars	\$70.4 mil
Medicaid/MC+ dollars for inpatient hospital services ⁽²⁾	\$7.8 mil
Medicaid/MC+ dollars for physician services ⁽²⁾	\$5.6 mil
Medicaid/MC+ dollars for nursing home services ⁽²⁾	\$10.7 mil
Medicaid/MC+ dollars for pharmacy services ⁽²⁾	\$17.2 mil
Medicaid/MC+ dollars for managed care payments	\$ 29.2 mil

Family Support

Child support collections (IV-D and non-IV-D) ⁽³⁾	\$15.6 mil
Average monthly temporary assistance families	951
Total temporary assistance payments	\$2.6 mil
Average monthly food stamp benefit recipients	15,984
Total food stamp benefits received	\$15.5 mil

Child Welfare

Children involved in hotline reports	1,455
Children with substantiated abuse or neglect	79
Children with family assessments	792
Children in custody during SFY-2006	333
Average monthly children in custody	256
Children adopted	27
Total Children's Services expenditures	\$5.0 mil
Average monthly children receiving subsidized child care ⁽⁴⁾	1,342
Child care expenditures ⁽⁴⁾	\$5.3 mil

Youth Services

Youths committed	41
Average monthly youths in DYS custody	87

(1) Excludes Buy-In

(2) Fee for service only

(3) Distributed collections

(4) Includes subsidized block grant children in Family Centered Services/Alternative Care/Children's Treatment Services/Intensive In-Home Services, Adoption Subsidy, Income Maintenance unduplicated within each fund, across funds and county



QUICK FACTS ABOUT DSS IN

Buchanan

SFY-2006

Medicaid/MC+

Number of people eligible for Medicaid/MC+ services	15,255
Medicaid/MC+ dollars spent in state fiscal year 2006 ⁽¹⁾	\$93.4 mil
Estimated portion of \$93.4 mil that was federal dollars	\$57.6 mil
Medicaid/MC+ dollars for inpatient hospital services ⁽²⁾	\$14.9 mil
Medicaid/MC+ dollars for physician services ⁽²⁾	\$8.0 mil
Medicaid/MC+ dollars for nursing home services ⁽²⁾	\$9.6 mil
Medicaid/MC+ dollars for pharmacy services ⁽²⁾	\$22.4 mil
Medicaid/MC+ dollars for managed care payments	NA

Family Support

Child support collections (IV-D and non-IV-D) ⁽³⁾	\$19.4 mil
Average monthly temporary assistance families	824
Total temporary assistance payments	\$2.3 mil
Average monthly food stamp benefit recipients	14,406
Total food stamp benefits received	\$13.3 mil

Child Welfare

Children involved in hotline reports	2,021
Children with substantiated abuse or neglect	126
Children with family assessments	1,406
Children in custody during SFY-2006	104
Average monthly children in custody	57
Children adopted	16
Total Children's Services expenditures	\$1.4 mil
Average monthly children receiving subsidized child care ⁽⁴⁾	743
Child care expenditures ⁽⁴⁾	\$2.2 mil

Youth Services

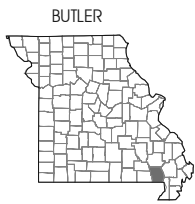
Youths committed	5
Average monthly youths in DYS custody	13

(1) Excludes Buy-In

(2) Fee for service only

(3) Distributed collections

(4) Includes subsidized block grant children in Family Centered Services/Alternative Care/Children's Treatment Services/Intensive In-Home Services, Adoption Subsidy, Income Maintenance unduplicated within each fund, across funds and county



QUICK FACTS ABOUT DSS IN

Butler

SFY-2006

Medicaid/MC+

Number of people eligible for Medicaid/MC+ services	10,988
Medicaid/MC+ dollars spent in state fiscal year 2006 ⁽¹⁾	\$75.5 mil
Estimated portion of \$75.5 mil that was federal dollars	\$46.6 mil
Medicaid/MC+ dollars for inpatient hospital services ⁽²⁾	\$8.3 mil
Medicaid/MC+ dollars for physician services ⁽²⁾	\$9.8 mil
Medicaid/MC+ dollars for nursing home services ⁽²⁾	\$8.2 mil
Medicaid/MC+ dollars for pharmacy services ⁽²⁾	\$20.9 mil
Medicaid/MC+ dollars for managed care payments	NA

Family Support

Child support collections (IV-D and non-IV-D) ⁽³⁾	\$4.8 mil
Average monthly temporary assistance families	618
Total temporary assistance payments	\$1.7 mil
Average monthly food stamp benefit recipients	10,217
Total food stamp benefits received	\$8.3 mil

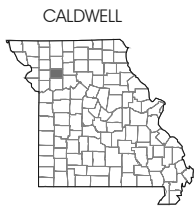
Child Welfare

Children involved in hotline reports	896
Children with substantiated abuse or neglect	62
Children with family assessments	614
Children in custody during SFY-2006	91
Average monthly children in custody	61
Children adopted	7
Total Children's Services expenditures	\$1.0 mil
Average monthly children receiving subsidized child care ⁽⁴⁾	473
Child care expenditures ⁽⁴⁾	\$1.1 mil

Youth Services

Youths committed	14
Average monthly youths in DYS custody	16

(1) Excludes Buy-In
 (2) Fee for service only
 (3) Distributed collections
 (4) Inntered Services/Alternative Care/Children's Treatment Services/Intensive In-Home Services, Adoption Subsidy, Income Maintenance unduplicated within each fund, across funds and county.



QUICK FACTS ABOUT DSS IN

Caldwell

SFY-2006

Medicaid/MC+

Number of people eligible for Medicaid/MC+ services	1,523
Medicaid/MC+ dollars spent in state fiscal year 2006 ⁽¹⁾	\$7.5 mil
Estimated portion of \$7.5 mil that was federal dollars	\$4.7 mil
Medicaid/MC+ dollars for inpatient hospital services ⁽²⁾	\$1.2 mil
Medicaid/MC+ dollars for physician services ⁽²⁾	\$1.3 mil
Medicaid/MC+ dollars for nursing home services ⁽²⁾	\$1.4 mil
Medicaid/MC+ dollars for pharmacy services ⁽²⁾	\$1.3 mil
Medicaid/MC+ dollars for managed care payments	NA

Family Support

Child support collections (IV-D and non-IV-D) ⁽³⁾	\$1.2 mil
Average monthly temporary assistance families	51
Total temporary assistance payments	\$0.2 mil
Average monthly food stamp benefit recipients	1,251
Total food stamp benefits received	\$1.0 mil

Child Welfare

Children involved in hotline reports	138
Children with substantiated abuse or neglect	22
Children with family assessments	75
Children in custody during SFY-2006	14
Average monthly children in custody	6
Children adopted	0
Total Children's Services expenditures	\$49,916
Average monthly children receiving subsidized child care ⁽⁴⁾	10
Child care expenditures ⁽⁴⁾	\$25,630

Youth Services

Youths committed	5
Average monthly youths in DYS custody	4

(1) Excludes Buy-In

(2) Fee for service only

(3) Distributed collections

(4) Includes subsidized block grant children in Family Centered Services/Alternative Care/Children's Treatment Services/Intensive In-Home Services, Adoption Subsidy, Income Maintenance unduplicated within each fund, across funds and county



QUICK FACTS ABOUT DSS IN

Callaway

SFY-2006

Medicaid/MC+

Number of people eligible for Medicaid/MC+ services	5,734
Medicaid/MC+ dollars spent in state fiscal year 2006 ⁽¹⁾	\$35.3 mil
Estimated portion of \$35.3 mil that was federal dollars	\$21.7 mil
Medicaid/MC+ dollars for inpatient hospital services ⁽²⁾	\$5.9 mil
Medicaid/MC+ dollars for physician services ⁽²⁾	\$1.2 mil
Medicaid/MC+ dollars for nursing home services ⁽²⁾	\$3.7 mil
Medicaid/MC+ dollars for pharmacy services ⁽²⁾	\$5.1 mil
Medicaid/MC+ dollars for managed care payments	\$ 9.6 mil

Family Support

Child support collections (IV-D and non-IV-D) ⁽³⁾	\$3.9 mil
Average monthly temporary assistance families	264
Total temporary assistance payments	\$0.7 mil
Average monthly food stamp benefit recipients	4,780
Total food stamp benefits received	\$4.3 mil

Child Welfare

Children involved in hotline reports	715
Children with substantiated abuse or neglect	75
Children with family assessments	383
Children in custody during SFY-2006	140
Average monthly children in custody	96
Children adopted	7
Total Children's Services expenditures	\$1.4 mil
Average monthly children receiving subsidized child care ⁽⁴⁾	129
Child care expenditures ⁽⁴⁾	\$0.3 mil

Youth Services

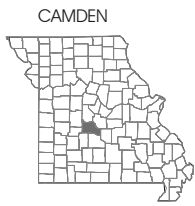
Youths committed	6
Average monthly youths in DYS custody	15

(1) Excludes Buy-In

(2) Fee for service only

(3) Distributed collections

(4) Includes subsidized block grant children in Family Centered Services/Alternative Care/Children's Treatment Services/Intensive In-Home Services, Adoption Subsidy, Income Maintenance unduplicated within each fund, across funds and county



QUICK FACTS ABOUT DSS IN

Camden

SFY-2006

Medicaid/MC+

Number of people eligible for Medicaid/MC+ services	5,701
Medicaid/MC+ dollars spent in state fiscal year 2006 ⁽¹⁾	\$27.9 mil
Estimated portion of \$27.9 mil that was federal dollars	\$17.2 mil
Medicaid/MC+ dollars for inpatient hospital services ⁽²⁾	\$1.8 mil
Medicaid/MC+ dollars for physician services ⁽²⁾	\$1.3 mil
Medicaid/MC+ dollars for nursing home services ⁽²⁾	\$3.6 mil
Medicaid/MC+ dollars for pharmacy services ⁽²⁾	\$4.6 mil
Medicaid/MC+ dollars for managed care payments	\$ 9.6 mil

Family Support

Child support collections (IV-D and non-IV-D) ⁽³⁾	\$3.3 mil
Average monthly temporary assistance families	198
Total temporary assistance payments	\$0.6 mil
Average monthly food stamp benefit recipients	4,739
Total food stamp benefits received	\$4.2 mil

Child Welfare

Children involved in hotline reports	459
Children with substantiated abuse or neglect	71
Children with family assessments	219
Children in custody during SFY-2006	97
Average monthly children in custody	63
Children adopted	11
Total Children's Services expenditures	\$0.7 mil
Average monthly children receiving subsidized child care ⁽⁴⁾	76
Child care expenditures ⁽⁴⁾	\$0.2 mil

Youth Services

Youths committed	5
Average monthly youths in DYS custody	15

(1) Excludes Buy-In

(2) Fee for service only

(3) Distributed collections

(4) Includes subsidized block grant children in Family Centered Services/Alternative Care/Children's Treatment Services/Intensive In-Home Services, Adoption Subsidy, Income Maintenance unduplicated within each fund, across funds and county

CAPE GIRARDEAU



QUICK FACTS ABOUT DSS IN

Cape Girardeau

SFY-2006

Medicaid/MC+

Number of people eligible for Medicaid/MC+ services	10,320
Medicaid/MC+ dollars spent in state fiscal year 2006 ⁽¹⁾	\$66.5 mil
Estimated portion of \$66.5 mil that was federal dollars	\$41.0 mil
Medicaid/MC+ dollars for inpatient hospital services ⁽²⁾	\$6.9 mil
Medicaid/MC+ dollars for physician services ⁽²⁾	\$6.2 mil
Medicaid/MC+ dollars for nursing home services ⁽²⁾	\$11.9 mil
Medicaid/MC+ dollars for pharmacy services ⁽²⁾	\$15.5 mil
Medicaid/MC+ dollars for managed care payments	NA

Family Support

Child support collections (IV-D and non-IV-D) ⁽³⁾	\$9.8 mil
Average monthly temporary assistance families	598
Total temporary assistance payments	\$1.7 mil
Average monthly food stamp benefit recipients	9,682
Total food stamp benefits received	\$9.0 mil

Child Welfare

Children involved in hotline reports	874
Children with substantiated abuse or neglect	73
Children with family assessments	572
Children in custody during SFY-2006	143
Average monthly children in custody	76
Children adopted	11
Total Children's Services expenditures	\$1.8 mil
Average monthly children receiving subsidized child care ⁽⁴⁾	605
Child care expenditures ⁽⁴⁾	\$1.3 mil

Youth Services

Youths committed	30
Average monthly youths in DYS custody	37

(1) Excludes Buy-In

(2) Fee for service only

(3) Distributed collections

(4) Includes subsidized block grant children in Family Centered Services/Alternative Care/Children's Treatment Services/Intensive In-Home Services, Adoption Subsidy, Income Maintenance unduplicated within each fund, across funds and county



QUICK FACTS ABOUT DSS IN

Carroll

SFY-2006

Medicaid/MC+

Number of people eligible for Medicaid/MC+ services	1,938
Medicaid/MC+ dollars spent in state fiscal year 2006 ⁽¹⁾	\$10.9 mil
Estimated portion of \$10.9 mil that was federal dollars	\$6.7 mil
Medicaid/MC+ dollars for inpatient hospital services ⁽²⁾	\$1.8 mil
Medicaid/MC+ dollars for physician services ⁽²⁾	\$0.7 mil
Medicaid/MC+ dollars for nursing home services ⁽²⁾	\$2.0 mil
Medicaid/MC+ dollars for pharmacy services ⁽²⁾	\$2.4 mil
Medicaid/MC+ dollars for managed care payments	NA

Family Support

Child support collections (IV-D and non-IV-D) ⁽³⁾	\$1.5 mil
Average monthly temporary assistance families	81
Total temporary assistance payments	\$0.2 mil
Average monthly food stamp benefit recipients	1,463
Total food stamp benefits received	\$1.2 mil

Child Welfare

Children involved in hotline reports	144
Children with substantiated abuse or neglect	8
Children with family assessments	58
Children in custody during SFY-2006	1
Average monthly children in custody	0
Children adopted	0
Total Children's Services expenditures	\$808
Average monthly children receiving subsidized child care ⁽⁴⁾	12
Child care expenditures ⁽⁴⁾	\$19,562

Youth Services

Youths committed	5
Average monthly youths in DYS custody	7

(1) Excludes Buy-In

(2) Fee for service only

(3) Distributed collections

(4) Includes subsidized block grant children in Family Centered Services/Alternative Care/Children's Treatment Services/Intensive In-Home Services, Adoption Subsidy, Income Maintenance unduplicated within each fund, across funds and county



QUICK FACTS ABOUT DSS IN

Carter

SFY-2006

Medicaid/MC+

Number of people eligible for Medicaid/MC+ services	1,986
Medicaid/MC+ dollars spent in state fiscal year 2006 ⁽¹⁾	\$11.7 mil
Estimated portion of \$11.7 mil that was federal dollars	\$7.2 mil
Medicaid/MC+ dollars for inpatient hospital services ⁽²⁾	\$1.1 mil
Medicaid/MC+ dollars for physician services ⁽²⁾	\$1.7 mil
Medicaid/MC+ dollars for nursing home services ⁽²⁾	\$0.7 mil
Medicaid/MC+ dollars for pharmacy services ⁽²⁾	\$3.4 mil
Medicaid/MC+ dollars for managed care payments	NA

Family Support

Child support collections (IV-D and non-IV-D) ⁽³⁾	\$0.7 mil
Average monthly temporary assistance families	92
Total temporary assistance payments	\$0.3 mil
Average monthly food stamp benefit recipients	1,877
Total food stamp benefits received	\$1.5 mil

Child Welfare

Children involved in hotline reports	113
Children with substantiated abuse or neglect	3
Children with family assessments	88
Children in custody during SFY-2006	8
Average monthly children in custody	5
Children adopted	0
Total Children's Services expenditures	\$40,056
Average monthly children receiving subsidized child care ⁽⁴⁾	21
Child care expenditures ⁽⁴⁾	\$47,499

Youth Services

Youths committed	1
Average monthly youths in DYS custody	0

(1) Excludes Buy-In

(2) Fee for service only

(3) Distributed collections

(4) Includes subsidized block grant children in Family Centered Services/Alternative Care/Children's Treatment Services/Intensive In-Home Services, Adoption Subsidy, Income Maintenance unduplicated within each fund, across funds and county



QUICK FACTS ABOUT DSS IN

Cass

SFY-2006

Medicaid/MC+

Number of people eligible for Medicaid/MC+ services	9,703
Medicaid/MC+ dollars spent in state fiscal year 2006 ⁽¹⁾	\$56.2 mil
Estimated portion of \$56.2 mil that was federal dollars	\$34.6 mil
Medicaid/MC+ dollars for inpatient hospital services ⁽²⁾	\$3.1 mil
Medicaid/MC+ dollars for physician services ⁽²⁾	\$1.8 mil
Medicaid/MC+ dollars for nursing home services ⁽²⁾	\$12.4 mil
Medicaid/MC+ dollars for pharmacy services ⁽²⁾	\$8.7 mil
Medicaid/MC+ dollars for managed care payments	\$ 16.3 mil

Family Support

Child support collections (IV-D and non-IV-D) ⁽³⁾	\$11.7 mil
Average monthly temporary assistance families	455
Total temporary assistance payments	\$1.3 mil
Average monthly food stamp benefit recipients	7,299
Total food stamp benefits received	\$6.8 mil

Child Welfare

Children involved in hotline reports	1,021
Children with substantiated abuse or neglect	50
Children with family assessments	614
Children in custody during SFY-2006	80
Average monthly children in custody	57
Children adopted	12
Total Children's Services expenditures	\$1.6 mil
Average monthly children receiving subsidized child care ⁽⁴⁾	392
Child care expenditures ⁽⁴⁾	\$1.3 mil

Youth Services

Youths committed	15
Average monthly youths in DYS custody	23

(1) Excludes Buy-In

(2) Fee for service only

(3) Distributed collections

(4) Includes subsidized block grant children in Family Centered Services/Alternative Care/Children's Treatment Services/Intensive In-Home Services, Adoption Subsidy, Income Maintenance unduplicated within each fund, across funds and county

CEDAR

QUICK FACTS ABOUT DSS IN



Cedar

SFY-2006

Medicaid/MC+

Number of people eligible for Medicaid/MC+ services	3,287
Medicaid/MC+ dollars spent in state fiscal year 2006 ⁽¹⁾	\$17.7 mil
Estimated portion of \$17.7 mil that was federal dollars	\$10.9 mil
Medicaid/MC+ dollars for inpatient hospital services ⁽²⁾	\$1.8 mil
Medicaid/MC+ dollars for physician services ⁽²⁾	\$1.8 mil
Medicaid/MC+ dollars for nursing home services ⁽²⁾	\$2.3 mil
Medicaid/MC+ dollars for pharmacy services ⁽²⁾	\$4.0 mil
Medicaid/MC+ dollars for managed care payments	NA

Family Support

Child support collections (IV-D and non-IV-D) ⁽³⁾	\$1.3 mil
Average monthly temporary assistance families	161
Total temporary assistance payments	\$0.4 mil
Average monthly food stamp benefit recipients	2,776
Total food stamp benefits received	\$2.3 mil

Child Welfare

Children involved in hotline reports	214
Children with substantiated abuse or neglect	27
Children with family assessments	126
Children in custody during SFY-2006	46
Average monthly children in custody	28
Children adopted	12
Total Children's Services expenditures	\$0.7 mil
Average monthly children receiving subsidized child care ⁽⁴⁾	72
Child care expenditures ⁽⁴⁾	\$0.2 mil

Youth Services

Youths committed	4
Average monthly youths in DYS custody	3

(1) Excludes Buy-In

(2) Fee for service only

(3) Distributed collections

(4) Includes subsidized block grant children in Family Centered Services/Alternative Care/Children's Treatment Services/Intensive In-Home Services, Adoption Subsidy, Income Maintenance unduplicated within each fund, across funds and county

CHARITON

QUICK FACTS ABOUT DSS IN



Chariton

SFY-2006

Medicaid/MC+

Number of people eligible for Medicaid/MC+ services	1,210
Medicaid/MC+ dollars spent in state fiscal year 2006 ⁽¹⁾	\$9.4 mil
Estimated portion of \$9.4 mil that was federal dollars	\$5.8 mil
Medicaid/MC+ dollars for inpatient hospital services ⁽²⁾	\$0.5 mil
Medicaid/MC+ dollars for physician services ⁽²⁾	\$0.4 mil
Medicaid/MC+ dollars for nursing home services ⁽²⁾	\$3.4 mil
Medicaid/MC+ dollars for pharmacy services ⁽²⁾	\$1.6 mil
Medicaid/MC+ dollars for managed care payments	\$ 1.7 mil

Family Support

Child support collections (IV-D and non-IV-D) ⁽³⁾	\$0.9 mil
Average monthly temporary assistance families	34
Total temporary assistance payments	\$0.1 mil
Average monthly food stamp benefit recipients	871
Total food stamp benefits received	\$0.7 mil

Child Welfare

Children involved in hotline reports	97
Children with substantiated abuse or neglect	5
Children with family assessments	68
Children in custody during SFY-2006	22
Average monthly children in custody	14
Children adopted	0
Total Children's Services expenditures	\$0.1 mil
Average monthly children receiving subsidized child care ⁽⁴⁾	21
Child care expenditures ⁽⁴⁾	\$40,003

Youth Services

Youths committed	0
Average monthly youths in DYS custody	1

(1) Excludes Buy-In

(2) Fee for service only

(3) Distributed collections

(4) Includes subsidized block grant children in Family Centered Services/Alternative Care/Children's Treatment Services/Intensive In-Home Services, Adoption Subsidy, Income Maintenance unduplicated within each fund, across funds and county

QUICK FACTS ABOUT DSS IN



Christian

SFY-2006

Medicaid/MC+

Number of people eligible for Medicaid/MC+ services	8,408
Medicaid/MC+ dollars spent in state fiscal year 2006 ⁽¹⁾	\$37.3 mil
Estimated portion of \$37.3 mil that was federal dollars	\$23.0 mil
Medicaid/MC+ dollars for inpatient hospital services ⁽²⁾	\$4.7 mil
Medicaid/MC+ dollars for physician services ⁽²⁾	\$3.9 mil
Medicaid/MC+ dollars for nursing home services ⁽²⁾	\$4.2 mil
Medicaid/MC+ dollars for pharmacy services ⁽²⁾	\$11.0 mil
Medicaid/MC+ dollars for managed care payments	NA

Family Support

Child support collections (IV-D and non-IV-D) ⁽³⁾	\$7.3 mil
Average monthly temporary assistance families	252
Total temporary assistance payments	\$0.7 mil
Average monthly food stamp benefit recipients	6,340
Total food stamp benefits received	\$5.8 mil

Child Welfare

Children involved in hotline reports	853
Children with substantiated abuse or neglect	115
Children with family assessments	454
Children in custody during SFY-2006	284
Average monthly children in custody	189
Children adopted	15
Total Children's Services expenditures	\$2.7 mil
Average monthly children receiving subsidized child care ⁽⁴⁾	301
Child care expenditures ⁽⁴⁾	\$0.9 mil

Youth Services

Youths committed	13
Average monthly youths in DYS custody	18

(1) Excludes Buy-In

(2) Fee for service only

(3) Distributed collections

(4) Includes subsidized block grant children in Family Centered Services/Alternative Care/Children's Treatment Services/Intensive In-Home Services, Adoption Subsidy, Income Maintenance unduplicated within each fund, across funds and county

CLARK

QUICK FACTS ABOUT DSS IN



Clark

SFY-2006

Medicaid/MC+

Number of people eligible for Medicaid/MC+ services	1,269
Medicaid/MC+ dollars spent in state fiscal year 2006 ⁽¹⁾	\$5.8 mil
Estimated portion of \$5.8 mil that was federal dollars	\$3.6 mil
Medicaid/MC+ dollars for inpatient hospital services ⁽²⁾	\$0.7 mil
Medicaid/MC+ dollars for physician services ⁽²⁾	\$0.7 mil
Medicaid/MC+ dollars for nursing home services ⁽²⁾	\$0.9 mil
Medicaid/MC+ dollars for pharmacy services ⁽²⁾	\$1.5 mil
Medicaid/MC+ dollars for managed care payments	NA

Family Support

Child support collections (IV-D and non-IV-D) ⁽³⁾	\$0.9 mil
Average monthly temporary assistance families	39
Total temporary assistance payments	\$0.1 mil
Average monthly food stamp benefit recipients	979
Total food stamp benefits received	\$0.8 mil

Child Welfare

Children involved in hotline reports	90
Children with substantiated abuse or neglect	13
Children with family assessments	39
Children in custody during SFY-2006	32
Average monthly children in custody	25
Children adopted	0
Total Children's Services expenditures	\$0.4 mil
Average monthly children receiving subsidized child care ⁽⁴⁾	46
Child care expenditures ⁽⁴⁾	\$0.1 mil

Youth Services

Youths committed	0
Average monthly youths in DYS custody	0

(1) Excludes Buy-In

(2) Fee for service only

(3) Distributed collections

(4) Includes subsidized block grant children in Family Centered Services/Alternative Care/Children's Treatment Services/Intensive In-Home Services, Adoption Subsidy, Income Maintenance unduplicated within each fund, across funds and county

CLAY

QUICK FACTS ABOUT DSS IN



Clay

SFY-2006

Medicaid/MC+

Number of people eligible for Medicaid/MC+ services	17,946
Medicaid/MC+ dollars spent in state fiscal year 2006 ⁽¹⁾	\$107.0 mil
Estimated portion of \$107.0 mil that was federal dollars	\$66.0 mil
Medicaid/MC+ dollars for inpatient hospital services ⁽²⁾	\$9.1 mil
Medicaid/MC+ dollars for physician services ⁽²⁾	\$3.9 mil
Medicaid/MC+ dollars for nursing home services ⁽²⁾	\$20.8 mil
Medicaid/MC+ dollars for pharmacy services ⁽²⁾	\$15.0 mil
Medicaid/MC+ dollars for managed care payments	\$ 30.3 mil

Family Support

Child support collections (IV-D and non-IV-D) ⁽³⁾	\$32.9 mil
Average monthly temporary assistance families	707
Total temporary assistance payments	\$2.0 mil
Average monthly food stamp benefit recipients	14,875
Total food stamp benefits received	\$14.1 mil

Child Welfare

Children involved in hotline reports	2,206
Children with substantiated abuse or neglect	202
Children with family assessments	1,396
Children in custody during SFY-2006	172
Average monthly children in custody	117
Children adopted	30
Total Children's Services expenditures	\$3.5 mil
Average monthly children receiving subsidized child care ⁽⁴⁾	717
Child care expenditures ⁽⁴⁾	\$2.7 mil

Youth Services

Youths committed	17
Average monthly youths in DYS custody	35

(1) Excludes Buy-In

(2) Fee for service only

(3) Distributed collections

(4) Includes subsidized block grant children in Family Centered Services/Alternative Care/Children's Treatment Services/Intensive In-Home Services, Adoption Subsidy, Income Maintenance unduplicated within each fund, across funds and county

CLINTON

QUICK FACTS ABOUT DSS IN



Clinton

SFY-2006

Medicaid/MC+

Number of people eligible for Medicaid/MC+ services	2,009
Medicaid/MC+ dollars spent in state fiscal year 2006 ⁽¹⁾	\$12.9 mil
Estimated portion of \$12.9 mil that was federal dollars	\$8.0 mil
Medicaid/MC+ dollars for inpatient hospital services ⁽²⁾	\$1.9 mil
Medicaid/MC+ dollars for physician services ⁽²⁾	\$0.8 mil
Medicaid/MC+ dollars for nursing home services ⁽²⁾	\$4.1 mil
Medicaid/MC+ dollars for pharmacy services ⁽²⁾	\$2.5 mil
Medicaid/MC+ dollars for managed care payments	NA

Family Support

Child support collections (IV-D and non-IV-D) ⁽³⁾	\$3.3 mil
Average monthly temporary assistance families	104
Total temporary assistance payments	\$0.3 mil
Average monthly food stamp benefit recipients	1,381
Total food stamp benefits received	\$1.2 mil

Child Welfare

Children involved in hotline reports	295
Children with substantiated abuse or neglect	39
Children with family assessments	165
Children in custody during SFY-2006	37
Average monthly children in custody	27
Children adopted	9
Total Children's Services expenditures	\$0.8 mil
Average monthly children receiving subsidized child care ⁽⁴⁾	26
Child care expenditures ⁽⁴⁾	\$0.1 mil

Youth Services

Youths committed	8
Average monthly youths in DYS custody	10

(1) Excludes Buy-In

(2) Fee for service only

(3) Distributed collections

(4) Includes subsidized block grant children in Family Centered Services/Alternative Care/Children's Treatment Services/Intensive In-Home Services, Adoption Subsidy, Income Maintenance unduplicated within each fund, across funds and county



QUICK FACTS ABOUT DSS IN

Cole

SFY-2006

Medicaid/MC+

Number of people eligible for Medicaid/MC+ services	8,134
Medicaid/MC+ dollars spent in state fiscal year 2006 ⁽¹⁾	\$48.7 mil
Estimated portion of \$48.7 mil that was federal dollars	\$30.0 mil
Medicaid/MC+ dollars for inpatient hospital services ⁽²⁾	\$3.8 mil
Medicaid/MC+ dollars for physician services ⁽²⁾	\$1.9 mil
Medicaid/MC+ dollars for nursing home services ⁽²⁾	\$7.1 mil
Medicaid/MC+ dollars for pharmacy services ⁽²⁾	\$7.8 mil
Medicaid/MC+ dollars for managed care payments	\$ 13.1 mil

Family Support

Child support collections (IV-D and non-IV-D) ⁽³⁾	\$24.8 mil
Average monthly temporary assistance families	423
Total temporary assistance payments	\$1.2 mil
Average monthly food stamp benefit recipients	7,033
Total food stamp benefits received	\$6.5 mil

Child Welfare

Children involved in hotline reports	886
Children with substantiated abuse or neglect	64
Children with family assessments	473
Children in custody during SFY-2006	239
Average monthly children in custody	169
Children adopted	11
Total Children's Services expenditures	\$2.4 mil
Average monthly children receiving subsidized child care ⁽⁴⁾	308
Child care expenditures ⁽⁴⁾	\$0.8 mil

Youth Services

Youths committed	15
Average monthly youths in DYS custody	19

(1) Excludes Buy-In

(2) Fee for service only

(3) Distributed collections

(4) Includes subsidized block grant children in Family Centered Services/Alternative Care/Children's Treatment Services/Intensive In-Home Services, Adoption Subsidy, Income Maintenance unduplicated within each fund, across funds and county



QUICK FACTS ABOUT DSS IN

Cooper

SFY-2006

Medicaid/MC+

Number of people eligible for Medicaid/MC+ services	2,148
Medicaid/MC+ dollars spent in state fiscal year 2006 ⁽¹⁾	\$14.8 mil
Estimated portion of \$14.8 mil that was federal dollars	\$9.2 mil
Medicaid/MC+ dollars for inpatient hospital services ⁽²⁾	\$1.1 mil
Medicaid/MC+ dollars for physician services ⁽²⁾	\$0.5 mil
Medicaid/MC+ dollars for nursing home services ⁽²⁾	\$3.5 mil
Medicaid/MC+ dollars for pharmacy services ⁽²⁾	\$2.3 mil
Medicaid/MC+ dollars for managed care payments	\$ 3.2 mil

Family Support

Child support collections (IV-D and non-IV-D) ⁽³⁾	\$1.8 mil
Average monthly temporary assistance families	85
Total temporary assistance payments	\$0.2 mil
Average monthly food stamp benefit recipients	1,835
Total food stamp benefits received	\$1.6 mil

Child Welfare

Children involved in hotline reports	219
Children with substantiated abuse or neglect	12
Children with family assessments	141
Children in custody during SFY-2006	36
Average monthly children in custody	27
Children adopted	0
Total Children's Services expenditures	\$43,604
Average monthly children receiving subsidized child care ⁽⁴⁾	99
Child care expenditures ⁽⁴⁾	\$0.2 mil

Youth Services

Youths committed	4
Average monthly youths in DYS custody	8

(1) Excludes Buy-In

(2) Fee for service only

(3) Distributed collections

(4) Includes subsidized block grant children in Family Centered Services/Alternative Care/Children's Treatment Services/Intensive In-Home Services, Adoption Subsidy, Income Maintenance unduplicated within each fund, across funds and county

CRAWFORD

QUICK FACTS ABOUT DSS IN



Crawford

SFY-2006

Medicaid/MC+

Number of people eligible for Medicaid/MC+ services	5,071
Medicaid/MC+ dollars spent in state fiscal year 2006 ⁽¹⁾	\$28.4 mil
Estimated portion of \$28.4 mil that was federal dollars	\$17.5 mil
Medicaid/MC+ dollars for inpatient hospital services ⁽²⁾	\$3.2 mil
Medicaid/MC+ dollars for physician services ⁽²⁾	\$3.0 mil
Medicaid/MC+ dollars for nursing home services ⁽²⁾	\$4.5 mil
Medicaid/MC+ dollars for pharmacy services ⁽²⁾	\$7.8 mil
Medicaid/MC+ dollars for managed care payments	NA

Family Support

Child support collections (IV-D and non-IV-D) ⁽³⁾	\$3.0 mil
Average monthly temporary assistance families	246
Total temporary assistance payments	\$0.7 mil
Average monthly food stamp benefit recipients	4,557
Total food stamp benefits received	\$3.8 mil

Child Welfare

Children involved in hotline reports	395
Children with substantiated abuse or neglect	25
Children with family assessments	189
Children in custody during SFY-2006	114
Average monthly children in custody	84
Children adopted	0
Total Children's Services expenditures	\$0.8 mil
Average monthly children receiving subsidized child care ⁽⁴⁾	94
Child care expenditures ⁽⁴⁾	\$0.2 mil

Youth Services

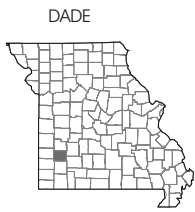
Youths committed	10
Average monthly youths in DYS custody	13

(1) Excludes Buy-In

(2) Fee for service only

(3) Distributed collections

(4) Includes subsidized block grant children in Family Centered Services/Alternative Care/Children's Treatment Services/Intensive In-Home Services, Adoption Subsidy, Income Maintenance unduplicated within each fund, across funds and county



QUICK FACTS ABOUT DSS IN

Dade

SFY-2006

Medicaid/MC+

Number of people eligible for Medicaid/MC+ services	1,579
Medicaid/MC+ dollars spent in state fiscal year 2006 ⁽¹⁾	\$8.9 mil
Estimated portion of \$8.9 mil that was federal dollars	\$5.5 mil
Medicaid/MC+ dollars for inpatient hospital services ⁽²⁾	\$1.0 mil
Medicaid/MC+ dollars for physician services ⁽²⁾	\$1.0 mil
Medicaid/MC+ dollars for nursing home services ⁽²⁾	\$2.2 mil
Medicaid/MC+ dollars for pharmacy services ⁽²⁾	\$2.4 mil
Medicaid/MC+ dollars for managed care payments	NA

Family Support

Child support collections (IV-D and non-IV-D) ⁽³⁾	\$0.7 mil
Average monthly temporary assistance families	48
Total temporary assistance payments	\$0.1 mil
Average monthly food stamp benefit recipients	1,307
Total food stamp benefits received	\$1.0 mil

Child Welfare

Children involved in hotline reports	139
Children with substantiated abuse or neglect	6
Children with family assessments	88
Children in custody during SFY-2006	16
Average monthly children in custody	10
Children adopted	0
Total Children's Services expenditures	\$0.2 mil
Average monthly children receiving subsidized child care ⁽⁴⁾	19
Child care expenditures ⁽⁴⁾	\$0.1 mil

Youth Services

Youths committed	0
Average monthly youths in DYS custody	1

(1) Excludes Buy-In

(2) Fee for service only

(3) Distributed collections

(4) Includes subsidized block grant children in Family Centered Services/Alternative Care/Children's Treatment Services/Intensive In-Home Services, Adoption Subsidy, Income Maintenance unduplicated within each fund, across funds and county



QUICK FACTS ABOUT DSS IN

Dallas

SFY-2006

Medicaid/MC+

Number of people eligible for Medicaid/MC+ services	3,461
Medicaid/MC+ dollars spent in state fiscal year 2006 ⁽¹⁾	\$17.2 mil
Estimated portion of \$17.2 mil that was federal dollars	\$10.6 mil
Medicaid/MC+ dollars for inpatient hospital services ⁽²⁾	\$1.6 mil
Medicaid/MC+ dollars for physician services ⁽²⁾	\$2.2 mil
Medicaid/MC+ dollars for nursing home services ⁽²⁾	\$3.1 mil
Medicaid/MC+ dollars for pharmacy services ⁽²⁾	\$4.9 mil
Medicaid/MC+ dollars for managed care payments	NA

Family Support

Child support collections (IV-D and non-IV-D) ⁽³⁾	\$1.4 mil
Average monthly temporary assistance families	136
Total temporary assistance payments	\$0.4 mil
Average monthly food stamp benefit recipients	3,002
Total food stamp benefits received	\$2.6 mil

Child Welfare

Children involved in hotline reports	286
Children with substantiated abuse or neglect	30
Children with family assessments	157
Children in custody during SFY-2006	39
Average monthly children in custody	31
Children adopted	5
Total Children's Services expenditures	\$0.3 mil
Average monthly children receiving subsidized child care ⁽⁴⁾	51
Child care expenditures ⁽⁴⁾	\$0.1 mil

Youth Services

Youths committed	7
Average monthly youths in DYS custody	4

(1) Excludes Buy-In

(2) Fee for service only

(3) Distributed collections

(4) Includes subsidized block grant children in Family Centered Services/Alternative Care/Children's Treatment Services/Intensive In-Home Services, Adoption Subsidy, Income Maintenance unduplicated within each fund, across funds and county

DAVISS

QUICK FACTS ABOUT DSS IN



Daviess

SFY-2006

Medicaid/MC+

Number of people eligible for Medicaid/MC+ services	1,370
Medicaid/MC+ dollars spent in state fiscal year 2006 ⁽¹⁾	\$5.9 mil
Estimated portion of \$5.9 mil that was federal dollars	\$3.7 mil
Medicaid/MC+ dollars for inpatient hospital services ⁽²⁾	\$1.2 mil
Medicaid/MC+ dollars for physician services ⁽²⁾	\$0.6 mil
Medicaid/MC+ dollars for nursing home services ⁽²⁾	\$0.7 mil
Medicaid/MC+ dollars for pharmacy services ⁽²⁾	\$1.3 mil
Medicaid/MC+ dollars for managed care payments	NA

Family Support

Child support collections (IV-D and non-IV-D) ⁽³⁾	\$1.0 mil
Average monthly temporary assistance families	26
Total temporary assistance payments	\$0.1 mil
Average monthly food stamp benefit recipients	1,202
Total food stamp benefits received	\$1.0 mil

Child Welfare

Children involved in hotline reports	99
Children with substantiated abuse or neglect	8
Children with family assessments	43
Children in custody during SFY-2006	28
Average monthly children in custody	20
Children adopted	0
Total Children's Services expenditures	\$0.1 mil
Average monthly children receiving subsidized child care ⁽⁴⁾	32
Child care expenditures ⁽⁴⁾	\$0.1 mil

Youth Services

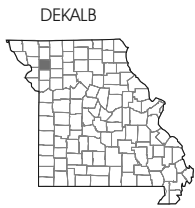
Youths committed	0
Average monthly youths in DYS custody	0

(1) Excludes Buy-In

(2) Fee for service only

(3) Distributed collections

(4) Includes subsidized block grant children in Family Centered Services/Alternative Care/Children's Treatment Services/Intensive In-Home Services, Adoption Subsidy, Income Maintenance unduplicated within each fund, across funds and county



QUICK FACTS ABOUT DSS IN

Dekalb

SFY-2006

Medicaid/MC+

Number of people eligible for Medicaid/MC+ services	1,341
Medicaid/MC+ dollars spent in state fiscal year 2006 ⁽¹⁾	\$8.3 mil
Estimated portion of \$8.3 mil that was federal dollars	\$5.1 mil
Medicaid/MC+ dollars for inpatient hospital services ⁽²⁾	\$0.7 mil
Medicaid/MC+ dollars for physician services ⁽²⁾	\$0.7 mil
Medicaid/MC+ dollars for nursing home services ⁽²⁾	\$1.6 mil
Medicaid/MC+ dollars for pharmacy services ⁽²⁾	\$2.3 mil
Medicaid/MC+ dollars for managed care payments	NA

Family Support

Child support collections (IV-D and non-IV-D) ⁽³⁾	\$1.2 mil
Average monthly temporary assistance families	55
Total temporary assistance payments	\$0.2 mil
Average monthly food stamp benefit recipients	1,050
Total food stamp benefits received	\$0.8 mil

Child Welfare

Children involved in hotline reports	134
Children with substantiated abuse or neglect	16
Children with family assessments	67
Children in custody during SFY-2006	10
Average monthly children in custody	5
Children adopted	0
Total Children's Services expenditures	\$0.1 mil
Average monthly children receiving subsidized child care ⁽⁴⁾	25
Child care expenditures ⁽⁴⁾	\$0.1 mil

Youth Services

Youths committed	6
Average monthly youths in DYS custody	6

(1) Excludes Buy-In

(2) Fee for service only

(3) Distributed collections

(4) Includes subsidized block grant children in Family Centered Services/Alternative Care/Children's Treatment Services/Intensive In-Home Services, Adoption Subsidy, Income Maintenance unduplicated within each fund, across funds and county



QUICK FACTS ABOUT DSS IN

Dent

SFY-2006

Medicaid/MC+

Number of people eligible for Medicaid/MC+ services	3,796
Medicaid/MC+ dollars spent in state fiscal year 2006 ⁽¹⁾	\$21.1 mil
Estimated portion of \$21.1 mil that was federal dollars	\$13.0 mil
Medicaid/MC+ dollars for inpatient hospital services ⁽²⁾	\$3.0 mil
Medicaid/MC+ dollars for physician services ⁽²⁾	\$2.0 mil
Medicaid/MC+ dollars for nursing home services ⁽²⁾	\$2.6 mil
Medicaid/MC+ dollars for pharmacy services ⁽²⁾	\$4.6 mil
Medicaid/MC+ dollars for managed care payments	NA

Family Support

Child support collections (IV-D and non-IV-D) ⁽³⁾	\$1.9 mil
Average monthly temporary assistance families	119
Total temporary assistance payments	\$0.3 mil
Average monthly food stamp benefit recipients	3,180
Total food stamp benefits received	\$2.6 mil

Child Welfare

Children involved in hotline reports	300
Children with substantiated abuse or neglect	22
Children with family assessments	157
Children in custody during SFY-2006	120
Average monthly children in custody	80
Children adopted	30
Total Children's Services expenditures	\$1.3 mil
Average monthly children receiving subsidized child care ⁽⁴⁾	55
Child care expenditures ⁽⁴⁾	\$0.1 mil

Youth Services

Youths committed	3
Average monthly youths in DYS custody	4

(1) Excludes Buy-In

(2) Fee for service only

(3) Distributed collections

(4) Includes subsidized block grant children in Family Centered Services/Alternative Care/Children's Treatment Services/Intensive In-Home Services, Adoption Subsidy, Income Maintenance unduplicated within each fund, across funds and county



QUICK FACTS ABOUT DSS IN

Douglas

SFY-2006

Medicaid/MC+

Number of people eligible for Medicaid/MC+ services	3,457
Medicaid/MC+ dollars spent in state fiscal year 2006 ⁽¹⁾	\$14.2 mil
Estimated portion of \$14.2 mil that was federal dollars	\$8.8 mil
Medicaid/MC+ dollars for inpatient hospital services ⁽²⁾	\$1.5 mil
Medicaid/MC+ dollars for physician services ⁽²⁾	\$2.0 mil
Medicaid/MC+ dollars for nursing home services ⁽²⁾	\$1.3 mil
Medicaid/MC+ dollars for pharmacy services ⁽²⁾	\$4.5 mil
Medicaid/MC+ dollars for managed care payments	NA

Family Support

Child support collections (IV-D and non-IV-D) ⁽³⁾	\$1.4 mil
Average monthly temporary assistance families	119
Total temporary assistance payments	\$0.3 mil
Average monthly food stamp benefit recipients	3,062
Total food stamp benefits received	\$2.7 mil

Child Welfare

Children involved in hotline reports	198
Children with substantiated abuse or neglect	24
Children with family assessments	106
Children in custody during SFY-2006	36
Average monthly children in custody	20
Children adopted	3
Total Children's Services expenditures	\$0.3 mil
Average monthly children receiving subsidized child care ⁽⁴⁾	57
Child care expenditures ⁽⁴⁾	\$0.1 mil

Youth Services

Youths committed	4
Average monthly youths in DYS custody	5

(1) Excludes Buy-In

(2) Fee for service only

(3) Distributed collections

(4) Includes subsidized block grant children in Family Centered Services/Alternative Care/Children's Treatment Services/Intensive In-Home Services, Adoption Subsidy, Income Maintenance unduplicated within each fund, across funds and county

DUNKLIN

QUICK FACTS ABOUT DSS IN



Dunklin

SFY-2006

Medicaid/MC+

Number of people eligible for Medicaid/MC+ services	11,617
Medicaid/MC+ dollars spent in state fiscal year 2006 ⁽¹⁾	\$75.9 mil
Estimated portion of \$75.9 mil that was federal dollars	\$46.8 mil
Medicaid/MC+ dollars for inpatient hospital services ⁽²⁾	\$7.3 mil
Medicaid/MC+ dollars for physician services ⁽²⁾	\$7.9 mil
Medicaid/MC+ dollars for nursing home services ⁽²⁾	\$11.2 mil
Medicaid/MC+ dollars for pharmacy services ⁽²⁾	\$20.5 mil
Medicaid/MC+ dollars for managed care payments	NA

Family Support

Child support collections (IV-D and non-IV-D) ⁽³⁾	\$5.1 mil
Average monthly temporary assistance families	805
Total temporary assistance payments	\$2.3 mil
Average monthly food stamp benefit recipients	11,668
Total food stamp benefits received	\$9.5 mil

Child Welfare

Children involved in hotline reports	792
Children with substantiated abuse or neglect	79
Children with family assessments	522
Children in custody during SFY-2006	237
Average monthly children in custody	137
Children adopted	0
Total Children's Services expenditures	\$0.6 mil
Average monthly children receiving subsidized child care ⁽⁴⁾	267
Child care expenditures ⁽⁴⁾	\$0.6 mil

Youth Services

Youths committed	3
Average monthly youths in DYS custody	3

(1) Excludes Buy-In

(2) Fee for service only

(3) Distributed collections

(4) Includes subsidized block grant children in Family Centered Services/Alternative Care/Children's Treatment Services/Intensive In-Home Services, Adoption Subsidy, Income Maintenance unduplicated within each fund, across funds and county



QUICK FACTS ABOUT DSS IN

Franklin

SFY-2006

Medicaid/MC+

Number of people eligible for Medicaid/MC+ services	11,068
Medicaid/MC+ dollars spent in state fiscal year 2006 ⁽¹⁾	\$64.5 mil
Estimated portion of \$64.5 mil that was federal dollars	\$39.8 mil
Medicaid/MC+ dollars for inpatient hospital services ⁽²⁾	\$4.7 mil
Medicaid/MC+ dollars for physician services ⁽²⁾	\$2.6 mil
Medicaid/MC+ dollars for nursing home services ⁽²⁾	\$12.4 mil
Medicaid/MC+ dollars for pharmacy services ⁽²⁾	\$11.1 mil
Medicaid/MC+ dollars for managed care payments	\$ 16.3 mil

Family Support

Child support collections (IV-D and non-IV-D) ⁽³⁾	\$10.9 mil
Average monthly temporary assistance families	314
Total temporary assistance payments	\$0.9 mil
Average monthly food stamp benefit recipients	8,827
Total food stamp benefits received	\$7.7 mil

Child Welfare

Children involved in hotline reports	1,149
Children with substantiated abuse or neglect	144
Children with family assessments	565
Children in custody during SFY-2006	305
Average monthly children in custody	200
Children adopted	31
Total Children's Services expenditures	\$2.1 mil
Average monthly children receiving subsidized child care ⁽⁴⁾	265
Child care expenditures ⁽⁴⁾	\$0.9 mil

Youth Services

Youths committed	18
Average monthly youths in DYS custody	23

(1) Excludes Buy-In
 (2) Fee for service only
 (3) Distributed collections
 (4) Includes subsidized block grant children in Family Centered Services/Alternative Care/Children's Treatment Services/Intensive In-Home Services, Adoption Subsidy, Income Maintenance unduplicated within each fund, across funds and county

GASCONADE

QUICK FACTS ABOUT DSS IN



Gasconade

SFY-2006

Medicaid/MC+

Number of people eligible for Medicaid/MC+ services	2,032
Medicaid/MC+ dollars spent in state fiscal year 2006 ⁽¹⁾	\$14.2 mil
Estimated portion of \$14.2 mil that was federal dollars	\$8.8 mil
Medicaid/MC+ dollars for inpatient hospital services ⁽²⁾	\$0.4 mil
Medicaid/MC+ dollars for physician services ⁽²⁾	\$0.5 mil
Medicaid/MC+ dollars for nursing home services ⁽²⁾	\$5.1 mil
Medicaid/MC+ dollars for pharmacy services ⁽²⁾	\$2.4 mil
Medicaid/MC+ dollars for managed care payments	\$ 3.0 mil

Family Support

Child support collections (IV-D and non-IV-D) ⁽³⁾	\$1.6 mil
Average monthly temporary assistance families	39
Total temporary assistance payments	\$0.1 mil
Average monthly food stamp benefit recipients	1,551
Total food stamp benefits received	\$1.3 mil

Child Welfare

Children involved in hotline reports	192
Children with substantiated abuse or neglect	28
Children with family assessments	104
Children in custody during SFY-2006	51
Average monthly children in custody	33
Children adopted	0
Total Children's Services expenditures	\$0.3 mil
Average monthly children receiving subsidized child care ⁽⁴⁾	28
Child care expenditures ⁽⁴⁾	\$0.1 mil

Youth Services

Youths committed	3
Average monthly youths in DYS custody	8

(1) Excludes Buy-In

(2) Fee for service only

(3) Distributed collections

(4) Includes subsidized block grant children in Family Centered Services/Alternative Care/Children's Treatment Services/Intensive In-Home Services, Adoption Subsidy, Income Maintenance unduplicated within each fund, across funds and county



QUICK FACTS ABOUT DSS IN

Gentry

SFY-2006

Medicaid/MC+

Number of people eligible for Medicaid/MC+ services	991
Medicaid/MC+ dollars spent in state fiscal year 2006 ⁽¹⁾	\$9.4 mil
Estimated portion of \$9.4 mil that was federal dollars	\$5.8 mil
Medicaid/MC+ dollars for inpatient hospital services ⁽²⁾	\$0.5 mil
Medicaid/MC+ dollars for physician services ⁽²⁾	\$0.5 mil
Medicaid/MC+ dollars for nursing home services ⁽²⁾	\$2.7 mil
Medicaid/MC+ dollars for pharmacy services ⁽²⁾	\$1.6 mil
Medicaid/MC+ dollars for managed care payments	NA

Family Support

Child support collections (IV-D and non-IV-D) ⁽³⁾	\$0.8 mil
Average monthly temporary assistance families	27
Total temporary assistance payments	\$0.1 mil
Average monthly food stamp benefit recipients	590
Total food stamp benefits received	\$0.5 mil

Child Welfare

Children involved in hotline reports	61
Children with substantiated abuse or neglect	4
Children with family assessments	41
Children in custody during SFY-2006	10
Average monthly children in custody	9
Children adopted	0
Total Children's Services expenditures	\$0.1 mil
Average monthly children receiving subsidized child care ⁽⁴⁾	22
Child care expenditures ⁽⁴⁾	\$34,628

Youth Services

Youths committed	1
Average monthly youths in DYS custody	1

(1) Excludes Buy-In

(2) Fee for service only

(3) Distributed collections

(4) Includes subsidized block grant children in Family Centered Services/Alternative Care/Children's Treatment Services/Intensive In-Home Services, Adoption Subsidy, Income Maintenance unduplicated within each fund, across funds and county

GREENE

QUICK FACTS ABOUT DSS IN



Greene

SFY-2006

Medicaid/MC+

Number of people eligible for Medicaid/MC+ services	37,981
Medicaid/MC+ dollars spent in state fiscal year 2006 ⁽¹⁾	\$213.6 mil
Estimated portion of \$213.6 mil that was federal dollars	\$131.7 mil
Medicaid/MC+ dollars for inpatient hospital services ⁽²⁾	\$25.2 mil
Medicaid/MC+ dollars for physician services ⁽²⁾	\$18.3 mil
Medicaid/MC+ dollars for nursing home services ⁽²⁾	\$30.0 mil
Medicaid/MC+ dollars for pharmacy services ⁽²⁾	\$57.3 mil
Medicaid/MC+ dollars for managed care payments	NA

Family Support

Child support collections (IV-D and non-IV-D) ⁽³⁾	\$32.1 mil
Average monthly temporary assistance families	1,556
Total temporary assistance payments	\$4.4 mil
Average monthly food stamp benefit recipients	33,181
Total food stamp benefits received	\$30.4 mil

Child Welfare

Children involved in hotline reports	4,732
Children with substantiated abuse or neglect	471
Children with family assessments	3,366
Children in custody during SFY-2006	1,131
Average monthly children in custody	838
Children adopted	79
Total Children's Services expenditures	\$12.5 mil
Average monthly children receiving subsidized child care ⁽⁴⁾	1,492
Child care expenditures ⁽⁴⁾	\$5.1 mil

Youth Services

Youths committed	45
Average monthly youths in DYS custody	63

(1) Excludes Buy-In

(2) Fee for service only

(3) Distributed collections

(4) Includes subsidized block grant children in Family Centered Services/Alternative Care/Children's Treatment Services/Intensive In-Home Services, Adoption Subsidy, Income Maintenance unduplicated within each fund, across funds and county

GRUNDY

QUICK FACTS ABOUT DSS IN



Grundy

SFY-2006

Medicaid/MC+

Number of people eligible for Medicaid/MC+ services	1,837
Medicaid/MC+ dollars spent in state fiscal year 2006 ⁽¹⁾	\$12.0 mil
Estimated portion of \$12.0 mil that was federal dollars	\$7.4 mil
Medicaid/MC+ dollars for inpatient hospital services ⁽²⁾	\$1.3 mil
Medicaid/MC+ dollars for physician services ⁽²⁾	\$0.7 mil
Medicaid/MC+ dollars for nursing home services ⁽²⁾	\$2.8 mil
Medicaid/MC+ dollars for pharmacy services ⁽²⁾	\$2.6 mil
Medicaid/MC+ dollars for managed care payments	NA

Family Support

Child support collections (IV-D and non-IV-D) ⁽³⁾	\$1.3 mil
Average monthly temporary assistance families	78
Total temporary assistance payments	\$0.2 mil
Average monthly food stamp benefit recipients	1,520
Total food stamp benefits received	\$1.2 mil

Child Welfare

Children involved in hotline reports	175
Children with substantiated abuse or neglect	12
Children with family assessments	133
Children in custody during SFY-2006	46
Average monthly children in custody	32
Children adopted	0
Total Children's Services expenditures	\$0.4 mil
Average monthly children receiving subsidized child care ⁽⁴⁾	61
Child care expenditures ⁽⁴⁾	\$0.2 mil

Youth Services

Youths committed	3
Average monthly youths in DYS custody	1

(1) Excludes Buy-In

(2) Fee for service only

(3) Distributed collections

(4) Includes subsidized block grant children in Family Centered Services/Alternative Care/Children's Treatment Services/Intensive In-Home Services, Adoption Subsidy, Income Maintenance unduplicated within each fund, across funds and county

HARRISON

QUICK FACTS ABOUT DSS IN



Harrison

SFY-2006

Medicaid/MC+

Number of people eligible for Medicaid/MC+ services	1,694
Medicaid/MC+ dollars spent in state fiscal year 2006 ⁽¹⁾	\$11.3 mil
Estimated portion of \$11.3 mil that was federal dollars	\$7.0 mil
Medicaid/MC+ dollars for inpatient hospital services ⁽²⁾	\$1.3 mil
Medicaid/MC+ dollars for physician services ⁽²⁾	\$0.9 mil
Medicaid/MC+ dollars for nursing home services ⁽²⁾	\$2.6 mil
Medicaid/MC+ dollars for pharmacy services ⁽²⁾	\$2.3 mil
Medicaid/MC+ dollars for managed care payments	NA

Family Support

Child support collections (IV-D and non-IV-D) ⁽³⁾	\$1.0 mil
Average monthly temporary assistance families	56
Total temporary assistance payments	\$0.1 mil
Average monthly food stamp benefit recipients	1,227
Total food stamp benefits received	\$1.0 mil

Child Welfare

Children involved in hotline reports	131
Children with substantiated abuse or neglect	8
Children with family assessments	77
Children in custody during SFY-2006	35
Average monthly children in custody	20
Children adopted	0
Total Children's Services expenditures	\$0.1 mil
Average monthly children receiving subsidized child care ⁽⁴⁾	30
Child care expenditures ⁽⁴⁾	\$0.1 mil

Youth Services

Youths committed	0
Average monthly youths in DYS custody	1

(1) Excludes Buy-In

(2) Fee for service only

(3) Distributed collections

(4) Includes subsidized block grant children in Family Centered Services/Alternative Care/Children's Treatment Services/Intensive In-Home Services, Adoption Subsidy, Income Maintenance unduplicated within each fund, across funds and county



QUICK FACTS ABOUT DSS IN

Henry

SFY-2006

Medicaid/MC+

Number of people eligible for Medicaid/MC+ services	4,232
Medicaid/MC+ dollars spent in state fiscal year 2006 ⁽¹⁾	\$24.7 mil
Estimated portion of \$24.7 mil that was federal dollars	\$15.2 mil
Medicaid/MC+ dollars for inpatient hospital services ⁽²⁾	\$1.3 mil
Medicaid/MC+ dollars for physician services ⁽²⁾	\$1.1 mil
Medicaid/MC+ dollars for nursing home services ⁽²⁾	\$4.3 mil
Medicaid/MC+ dollars for pharmacy services ⁽²⁾	\$4.4 mil
Medicaid/MC+ dollars for managed care payments	\$ 6.1 mil

Family Support

Child support collections (IV-D and non-IV-D) ⁽³⁾	\$3.0 mil
Average monthly temporary assistance families	203
Total temporary assistance payments	\$0.6 mil
Average monthly food stamp benefit recipients	3,916
Total food stamp benefits received	\$3.3 mil

Child Welfare

Children involved in hotline reports	407
Children with substantiated abuse or neglect	25
Children with family assessments	320
Children in custody during SFY-2006	68
Average monthly children in custody	46
Children adopted	0
Total Children's Services expenditures	\$0.5 mil
Average monthly children receiving subsidized child care ⁽⁴⁾	146
Child care expenditures ⁽⁴⁾	\$0.4 mil

Youth Services

Youths committed	4
Average monthly youths in DYS custody	4

(1) Excludes Buy-In

(2) Fee for service only

(3) Distributed collections

(4) Includes subsidized block grant children in Family Centered Services/Alternative Care/Children's Treatment Services/Intensive In-Home Services, Adoption Subsidy, Income Maintenance unduplicated within each fund, across funds and county



QUICK FACTS ABOUT DSS IN

Hickory

SFY-2006

Medicaid/MC+

Number of people eligible for Medicaid/MC+ services	1,948
Medicaid/MC+ dollars spent in state fiscal year 2006 ⁽¹⁾	\$10.1 mil
Estimated portion of \$10.1 mil that was federal dollars	\$6.2 mil
Medicaid/MC+ dollars for inpatient hospital services ⁽²⁾	\$0.8 mil
Medicaid/MC+ dollars for physician services ⁽²⁾	\$1.2 mil
Medicaid/MC+ dollars for nursing home services ⁽²⁾	\$1.6 mil
Medicaid/MC+ dollars for pharmacy services ⁽²⁾	\$2.6 mil
Medicaid/MC+ dollars for managed care payments	NA

Family Support

Child support collections (IV-D and non-IV-D) ⁽³⁾	\$0.7 mil
Average monthly temporary assistance families	66
Total temporary assistance payments	\$0.2 mil
Average monthly food stamp benefit recipients	1,503
Total food stamp benefits received	\$1.2 mil

Child Welfare

Children involved in hotline reports	79
Children with substantiated abuse or neglect	5
Children with family assessments	31
Children in custody during SFY-2006	10
Average monthly children in custody	8
Children adopted	1
Total Children's Services expenditures	\$0.1 mil
Average monthly children receiving subsidized child care ⁽⁴⁾	22
Child care expenditures ⁽⁴⁾	\$44,188

Youth Services

Youths committed	3
Average monthly youths in DYS custody	2

(1) Excludes Buy-In

(2) Fee for service only

(3) Distributed collections

(4) Includes subsidized block grant children in Family Centered Services/Alternative Care/Children's Treatment Services/Intensive In-Home Services, Adoption Subsidy, Income Maintenance unduplicated within each fund, across funds and county

HOLT

QUICK FACTS ABOUT DSS IN



Holt

SFY-2006

Medicaid/MC+

Number of people eligible for Medicaid/MC+ services	771
Medicaid/MC+ dollars spent in state fiscal year 2006 ⁽¹⁾	\$5.1 mil
Estimated portion of \$5.1 mil that was federal dollars	\$3.2 mil
Medicaid/MC+ dollars for inpatient hospital services ⁽²⁾	\$0.7 mil
Medicaid/MC+ dollars for physician services ⁽²⁾	\$0.4 mil
Medicaid/MC+ dollars for nursing home services ⁽²⁾	\$1.5 mil
Medicaid/MC+ dollars for pharmacy services ⁽²⁾	\$1.2 mil
Medicaid/MC+ dollars for managed care payments	NA

Family Support

Child support collections (IV-D and non-IV-D) ⁽³⁾	\$0.7 mil
Average monthly temporary assistance families	19
Total temporary assistance payments	\$0.1 mil
Average monthly food stamp benefit recipients	558
Total food stamp benefits received	\$0.4 mil

Child Welfare

Children involved in hotline reports	78
Children with substantiated abuse or neglect	4
Children with family assessments	58
Children in custody during SFY-2006	1
Average monthly children in custody	0
Children adopted	0
Total Children's Services expenditures	\$7,959
Average monthly children receiving subsidized child care ⁽⁴⁾	7
Child care expenditures ⁽⁴⁾	\$19,792

Youth Services

Youths committed	0
Average monthly youths in DYS custody	1

(1) Excludes Buy-In

(2) Fee for service only

(3) Distributed collections

(4) Includes subsidized block grant children in Family Centered Services/Alternative Care/Children's Treatment Services/Intensive In-Home Services, Adoption Subsidy, Income Maintenance unduplicated within each fund, across funds and county

HOWARD

QUICK FACTS ABOUT DSS IN



Howard

SFY-2006

Medicaid/MC+

Number of people eligible for Medicaid/MC+ services	1,558
Medicaid/MC+ dollars spent in state fiscal year 2006 ⁽¹⁾	\$10.6 mil
Estimated portion of \$10.6 mil that was federal dollars	\$6.5 mil
Medicaid/MC+ dollars for inpatient hospital services ⁽²⁾	\$0.3 mil
Medicaid/MC+ dollars for physician services ⁽²⁾	\$0.3 mil
Medicaid/MC+ dollars for nursing home services ⁽²⁾	\$1.5 mil
Medicaid/MC+ dollars for pharmacy services ⁽²⁾	\$1.8 mil
Medicaid/MC+ dollars for managed care payments	\$ 2.3 mil

Family Support

Child support collections (IV-D and non-IV-D) ⁽³⁾	\$1.0 mil
Average monthly temporary assistance families	64
Total temporary assistance payments	\$0.2 mil
Average monthly food stamp benefit recipients	1,182
Total food stamp benefits received	\$1.1 mil

Child Welfare

Children involved in hotline reports	132
Children with substantiated abuse or neglect	16
Children with family assessments	79
Children in custody during SFY-2006	29
Average monthly children in custody	19
Children adopted	0
Total Children's Services expenditures	\$0.1 mil
Average monthly children receiving subsidized child care ⁽⁴⁾	33
Child care expenditures ⁽⁴⁾	\$0.1 mil

Youth Services

Youths committed	0
Average monthly youths in DYS custody	0

(1) Excludes Buy-In

(2) Fee for service only

(3) Distributed collections

(4) Includes subsidized block grant children in Family Centered Services/Alternative Care/Children's Treatment Services/Intensive In-Home Services, Adoption Subsidy, Income Maintenance unduplicated within each fund, across funds and county

HOWELL

QUICK FACTS ABOUT DSS IN



Howell

Medicaid/MC+

Number of people eligible for Medicaid/MC+ services	9,496
Medicaid/MC+ dollars spent in state fiscal year 2006 ⁽¹⁾	\$51.5 mil
Estimated portion of \$51.5 mil that was federal dollars	\$31.8 mil
Medicaid/MC+ dollars for inpatient hospital services ⁽²⁾	\$4.0 mil
Medicaid/MC+ dollars for physician services ⁽²⁾	\$7.3 mil
Medicaid/MC+ dollars for nursing home services ⁽²⁾	\$9.8 mil
Medicaid/MC+ dollars for pharmacy services ⁽²⁾	\$13.3 mil
Medicaid/MC+ dollars for managed care payments	NA

Family Support

Child support collections (IV-D and non-IV-D) ⁽³⁾	\$5.1 mil
Average monthly temporary assistance families	410
Total temporary assistance payments	\$1.2 mil
Average monthly food stamp benefit recipients	8,949
Total food stamp benefits received	\$7.5 mil

Child Welfare

Children involved in hotline reports	925
Children with substantiated abuse or neglect	44
Children with family assessments	564
Children in custody during SFY-2006	51
Average monthly children in custody	36
Children adopted	0
Total Children's Services expenditures	\$0.9 mil
Average monthly children receiving subsidized child care ⁽⁴⁾	261
Child care expenditures ⁽⁴⁾	\$0.6 mil

Youth Services

Youths committed	2
Average monthly youths in DYS custody	4

SFY-2006

(1) Excludes Buy-In

(2) Fee for service only

(3) Distributed collections

(4) Includes subsidized block grant children in Family Centered Services/Alternative Care/Children's Treatment Services/Intensive In-Home Services, Adoption Subsidy, Income Maintenance unduplicated within each fund, across funds and county



QUICK FACTS ABOUT DSS IN

Iron

SFY-2006

Medicaid/MC+

Number of people eligible for Medicaid/MC+ services	2,796
Medicaid/MC+ dollars spent in state fiscal year 2006 ⁽¹⁾	\$21.4 mil
Estimated portion of \$21.4 mil that was federal dollars	\$13.2 mil
Medicaid/MC+ dollars for inpatient hospital services ⁽²⁾	\$2.0 mil
Medicaid/MC+ dollars for physician services ⁽²⁾	\$1.6 mil
Medicaid/MC+ dollars for nursing home services ⁽²⁾	\$3.0 mil
Medicaid/MC+ dollars for pharmacy services ⁽²⁾	\$6.6 mil
Medicaid/MC+ dollars for managed care payments	NA

Family Support

Child support collections (IV-D and non-IV-D) ⁽³⁾	\$1.2 mil
Average monthly temporary assistance families	114
Total temporary assistance payments	\$0.3 mil
Average monthly food stamp benefit recipients	2,514
Total food stamp benefits received	\$2.1 mil

Child Welfare

Children involved in hotline reports	212
Children with substantiated abuse or neglect	14
Children with family assessments	130
Children in custody during SFY-2006	67
Average monthly children in custody	47
Children adopted	0
Total Children's Services expenditures	\$0.3 mil
Average monthly children receiving subsidized child care ⁽⁴⁾	47
Child care expenditures ⁽⁴⁾	\$0.1 mil

Youth Services

Youths committed	5
Average monthly youths in DYS custody	7

(1) Excludes Buy-In

(2) Fee for service only

(3) Distributed collections

(4) Includes subsidized block grant children in Family Centered Services/Alternative Care/Children's Treatment Services/Intensive In-Home Services, Adoption Subsidy, Income Maintenance unduplicated within each fund, across funds and county

JACKSON

QUICK FACTS ABOUT DSS IN



Jackson

SFY-2006

Medicaid/MC+

Number of people eligible for Medicaid/MC+ services	111,135
Medicaid/MC+ dollars spent in state fiscal year 2006 ⁽¹⁾	\$610.7 mil
Estimated portion of \$610.7 mil that was federal dollars	\$376.6 mil
Medicaid/MC+ dollars for inpatient hospital services ⁽²⁾	\$63.3 mil
Medicaid/MC+ dollars for physician services ⁽²⁾	\$35.5 mil
Medicaid/MC+ dollars for nursing home services ⁽²⁾	\$88.3 mil
Medicaid/MC+ dollars for pharmacy services ⁽²⁾	\$75.9 mil
Medicaid/MC+ dollars for managed care payments	\$ 186.7 mil

Family Support

Child support collections (IV-D and non-IV-D) ⁽³⁾	\$97.4 mil
Average monthly temporary assistance families	7,630
Total temporary assistance payments	\$21.9 mil
Average monthly food stamp benefit recipients	101,653
Total food stamp benefits received	\$102.3 mil

Child Welfare

Children involved in hotline reports	9,593
Children with substantiated abuse or neglect	927
Children with family assessments	5,301
Children in custody during SFY-2006	1,906
Average monthly children in custody	1,216
Children adopted	220
Total Children's Services expenditures	\$39.2 mil
Average monthly children receiving subsidized child care ⁽⁴⁾	6,486
Child care expenditures ⁽⁴⁾	\$25.3 mil

Youth Services

Youths committed	130
Average monthly youths in DYS custody	143

(1) Excludes Buy-In

(2) Fee for service only

(3) Distributed collections

(4) Includes subsidized block grant children in Family Centered Services/Alternative Care/Children's Treatment Services/Intensive In-Home Services, Adoption Subsidy, Income Maintenance unduplicated within each fund, across funds and county

JASPER

QUICK FACTS ABOUT DSS IN



Jasper

SFY-2006

Medicaid/MC+

Number of people eligible for Medicaid/MC+ services	23,029
Medicaid/MC+ dollars spent in state fiscal year 2006 ⁽¹⁾	\$123.5 mil
Estimated portion of \$123.5 mil that was federal dollars	\$76.1 mil
Medicaid/MC+ dollars for inpatient hospital services ⁽²⁾	\$18.2 mil
Medicaid/MC+ dollars for physician services ⁽²⁾	\$9.7 mil
Medicaid/MC+ dollars for nursing home services ⁽²⁾	\$15.2 mil
Medicaid/MC+ dollars for pharmacy services ⁽²⁾	\$32.0 mil
Medicaid/MC+ dollars for managed care payments	NA

Family Support

Child support collections (IV-D and non-IV-D) ⁽³⁾	\$16.7 mil
Average monthly temporary assistance families	1,111
Total temporary assistance payments	\$3.2 mil
Average monthly food stamp benefit recipients	20,197
Total food stamp benefits received	\$17.7 mil

Child Welfare

Children involved in hotline reports	2,121
Children with substantiated abuse or neglect	215
Children with family assessments	1,246
Children in custody during SFY-2006	635
Average monthly children in custody	419
Children adopted	91
Total Children's Services expenditures	\$6.9 mil
Average monthly children receiving subsidized child care ⁽⁴⁾	598
Child care expenditures ⁽⁴⁾	\$1.5 mil

Youth Services

Youths committed	48
Average monthly youths in DYS custody	66

(1) Excludes Buy-In

(2) Fee for service only

(3) Distributed collections

(4) Includes subsidized block grant children in Family Centered Services/Alternative Care/Children's Treatment Services/Intensive In-Home Services, Adoption Subsidy, Income Maintenance unduplicated within each fund, across funds and county

JEFFERSON

QUICK FACTS ABOUT DSS IN



Jefferson

SFY-2006

Medicaid/MC+

Number of people eligible for Medicaid/MC+ services	22,310
Medicaid/MC+ dollars spent in state fiscal year 2006 ⁽¹⁾	\$127.1 mil
Estimated portion of \$127.1 mil that was federal dollars	\$78.4 mil
Medicaid/MC+ dollars for inpatient hospital services ⁽²⁾	\$11.0 mil
Medicaid/MC+ dollars for physician services ⁽²⁾	\$5.3 mil
Medicaid/MC+ dollars for nursing home services ⁽²⁾	\$22.2 mil
Medicaid/MC+ dollars for pharmacy services ⁽²⁾	\$21.9 mil
Medicaid/MC+ dollars for managed care payments	\$ 33.2 mil

Family Support

Child support collections (IV-D and non-IV-D) ⁽³⁾	\$26.6 mil
Average monthly temporary assistance families	832
Total temporary assistance payments	\$2.3 mil
Average monthly food stamp benefit recipients	18,117
Total food stamp benefits received	\$17.3 mil

Child Welfare

Children involved in hotline reports	2,171
Children with substantiated abuse or neglect	218
Children with family assessments	1,440
Children in custody during SFY-2006	694
Average monthly children in custody	428
Children adopted	38
Total Children's Services expenditures	\$5.3 mil
Average monthly children receiving subsidized child care ⁽⁴⁾	845
Child care expenditures ⁽⁴⁾	\$3.2 mil

Youth Services

Youths committed	42
Average monthly youths in DYS custody	48

(1) Excludes Buy-In

(2) Fee for service only

(3) Distributed collections

(4) Includes subsidized block grant children in Family Centered Services/Alternative Care/Children's Treatment Services/Intensive In-Home Services, Adoption Subsidy, Income Maintenance unduplicated within each fund, across funds and county

JOHNSON

QUICK FACTS ABOUT DSS IN



Johnson

SFY-2006

Medicaid/MC+

Number of people eligible for Medicaid/MC+ services	5,364
Medicaid/MC+ dollars spent in state fiscal year 2006 ⁽¹⁾	\$31.2 mil
Estimated portion of \$31.2 mil that was federal dollars	\$19.2 mil
Medicaid/MC+ dollars for inpatient hospital services ⁽²⁾	\$1.6 mil
Medicaid/MC+ dollars for physician services ⁽²⁾	\$1.2 mil
Medicaid/MC+ dollars for nursing home services ⁽²⁾	\$5.8 mil
Medicaid/MC+ dollars for pharmacy services ⁽²⁾	\$5.1 mil
Medicaid/MC+ dollars for managed care payments	\$ 9.3 mil

Family Support

Child support collections (IV-D and non-IV-D) ⁽³⁾	\$6.7 mil
Average monthly temporary assistance families	241
Total temporary assistance payments	\$0.7 mil
Average monthly food stamp benefit recipients	4,635
Total food stamp benefits received	\$4.2 mil

Child Welfare

Children involved in hotline reports	482
Children with substantiated abuse or neglect	43
Children with family assessments	272
Children in custody during SFY-2006	123
Average monthly children in custody	90
Children adopted	9
Total Children's Services expenditures	\$1.7 mil
Average monthly children receiving subsidized child care ⁽⁴⁾	244
Child care expenditures ⁽⁴⁾	\$0.8 mil

Youth Services

Youths committed	2
Average monthly youths in DYS custody	7

(1) Excludes Buy-In

(2) Fee for service only

(3) Distributed collections

(4) Includes subsidized block grant children in Family Centered Services/Alternative Care/Children's Treatment Services/Intensive In-Home Services, Adoption Subsidy, Income Maintenance unduplicated within each fund, across funds and county



QUICK FACTS ABOUT DSS IN

Knox

SFY-2006

Medicaid/MC+

Number of people eligible for Medicaid/MC+ services	782
Medicaid/MC+ dollars spent in state fiscal year 2006 ⁽¹⁾	\$4.7 mil
Estimated portion of \$4.7 mil that was federal dollars	\$2.9 mil
Medicaid/MC+ dollars for inpatient hospital services ⁽²⁾	\$0.6 mil
Medicaid/MC+ dollars for physician services ⁽²⁾	\$0.6 mil
Medicaid/MC+ dollars for nursing home services ⁽²⁾	\$0.6 mil
Medicaid/MC+ dollars for pharmacy services ⁽²⁾	\$1.2 mil
Medicaid/MC+ dollars for managed care payments	NA

Family Support

Child support collections (IV-D and non-IV-D) ⁽³⁾	\$0.5 mil
Average monthly temporary assistance families	9
Total temporary assistance payments	\$28,128
Average monthly food stamp benefit recipients	439
Total food stamp benefits received	\$0.4 mil

Child Welfare

Children involved in hotline reports	50
Children with substantiated abuse or neglect	2
Children with family assessments	28
Children in custody during SFY-2006	18
Average monthly children in custody	10
Children adopted	2
Total Children's Services expenditures	\$0.2 mil
Average monthly children receiving subsidized child care ⁽⁴⁾	15
Child care expenditures ⁽⁴⁾	\$33,999

Youth Services

Youths committed	2
Average monthly youths in DYS custody	1

(1) Excludes Buy-In

(2) Fee for service only

(3) Distributed collections

(4) Includes subsidized block grant children in Family Centered Services/Alternative Care/Children's Treatment Services/Intensive In-Home Services, Adoption Subsidy, Income Maintenance unduplicated within each fund, across funds and county

LACLEDE

QUICK FACTS ABOUT DSS IN



Laclede

SFY-2006

Medicaid/MC+

Number of people eligible for Medicaid/MC+ services	7,583
Medicaid/MC+ dollars spent in state fiscal year 2006 ⁽¹⁾	\$34.1 mil
Estimated portion of \$34.1 mil that was federal dollars	\$21.0 mil
Medicaid/MC+ dollars for inpatient hospital services ⁽²⁾	\$4.9 mil
Medicaid/MC+ dollars for physician services ⁽²⁾	\$4.8 mil
Medicaid/MC+ dollars for nursing home services ⁽²⁾	\$3.7 mil
Medicaid/MC+ dollars for pharmacy services ⁽²⁾	\$9.0 mil
Medicaid/MC+ dollars for managed care payments	NA

Family Support

Child support collections (IV-D and non-IV-D) ⁽³⁾	\$4.6 mil
Average monthly temporary assistance families	246
Total temporary assistance payments	\$0.7 mil
Average monthly food stamp benefit recipients	6,436
Total food stamp benefits received	\$5.3 mil

Child Welfare

Children involved in hotline reports	753
Children with substantiated abuse or neglect	97
Children with family assessments	425
Children in custody during SFY-2006	115
Average monthly children in custody	73
Children adopted	8
Total Children's Services expenditures	\$0.6 mil
Average monthly children receiving subsidized child care ⁽⁴⁾	115
Child care expenditures ⁽⁴⁾	\$0.2 mil

Youth Services

Youths committed	16
Average monthly youths in DYS custody	23

(1) Excludes Buy-In

(2) Fee for service only

(3) Distributed collections

(4) Includes subsidized block grant children in Family Centered Services/Alternative Care/Children's Treatment Services/Intensive In-Home Services, Adoption Subsidy, Income Maintenance unduplicated within each fund, across funds and county

LAFAYETTE

QUICK FACTS ABOUT DSS IN



Lafayette

SFY-2006

Medicaid/MC+

Number of people eligible for Medicaid/MC+ services	4,726
Medicaid/MC+ dollars spent in state fiscal year 2006 ⁽¹⁾	\$41.8 mil
Estimated portion of \$41.8 mil that was federal dollars	\$25.8 mil
Medicaid/MC+ dollars for inpatient hospital services ⁽²⁾	\$1.9 mil
Medicaid/MC+ dollars for physician services ⁽²⁾	\$1.2 mil
Medicaid/MC+ dollars for nursing home services ⁽²⁾	\$4.9 mil
Medicaid/MC+ dollars for pharmacy services ⁽²⁾	\$5.5 mil
Medicaid/MC+ dollars for managed care payments	\$ 7.5 mil

Family Support

Child support collections (IV-D and non-IV-D) ⁽³⁾	\$4.8 mil
Average monthly temporary assistance families	249
Total temporary assistance payments	\$0.7 mil
Average monthly food stamp benefit recipients	4,256
Total food stamp benefits received	\$3.8 mil

Child Welfare

Children involved in hotline reports	431
Children with substantiated abuse or neglect	28
Children with family assessments	270
Children in custody during SFY-2006	73
Average monthly children in custody	57
Children adopted	1
Total Children's Services expenditures	\$0.9 mil
Average monthly children receiving subsidized child care ⁽⁴⁾	138
Child care expenditures ⁽⁴⁾	\$0.4 mil

Youth Services

Youths committed	3
Average monthly youths in DYS custody	5

(1) Excludes Buy-In

(2) Fee for service only

(3) Distributed collections

(4) Includes subsidized block grant children in Family Centered Services/Alternative Care/Children's Treatment Services/Intensive In-Home Services, Adoption Subsidy, Income Maintenance unduplicated within each fund, across funds and county

LAWRENCE

QUICK FACTS ABOUT DSS IN



Lawrence

SFY-2006

Medicaid/MC+

Number of people eligible for Medicaid/MC+ services	6,693
Medicaid/MC+ dollars spent in state fiscal year 2006 ⁽¹⁾	\$36.2 mil
Estimated portion of \$36.2 mil that was federal dollars	\$22.4 mil
Medicaid/MC+ dollars for inpatient hospital services ⁽²⁾	\$4.8 mil
Medicaid/MC+ dollars for physician services ⁽²⁾	\$3.1 mil
Medicaid/MC+ dollars for nursing home services ⁽²⁾	\$5.5 mil
Medicaid/MC+ dollars for pharmacy services ⁽²⁾	\$9.0 mil
Medicaid/MC+ dollars for managed care payments	NA

Family Support

Child support collections (IV-D and non-IV-D) ⁽³⁾	\$4.4 mil
Average monthly temporary assistance families	259
Total temporary assistance payments	\$0.8 mil
Average monthly food stamp benefit recipients	5,569
Total food stamp benefits received	\$4.7 mil

Child Welfare

Children involved in hotline reports	641
Children with substantiated abuse or neglect	53
Children with family assessments	422
Children in custody during SFY-2006	177
Average monthly children in custody	117
Children adopted	19
Total Children's Services expenditures	\$2.1 mil
Average monthly children receiving subsidized child care ⁽⁴⁾	127
Child care expenditures ⁽⁴⁾	\$0.3 mil

Youth Services

Youths committed	13
Average monthly youths in DYS custody	12

(1) Excludes Buy-In

(2) Fee for service only

(3) Distributed collections

(4) Includes subsidized block grant children in Family Centered Services/Alternative Care/Children's Treatment Services/Intensive In-Home Services, Adoption Subsidy, Income Maintenance unduplicated within each fund, across funds and county



QUICK FACTS ABOUT DSS IN

Lewis

SFY-2006

Medicaid/MC+

Number of people eligible for Medicaid/MC+ services	1,432
Medicaid/MC+ dollars spent in state fiscal year 2006 ⁽¹⁾	\$7.9 mil
Estimated portion of \$7.9 mil that was federal dollars	\$4.9 mil
Medicaid/MC+ dollars for inpatient hospital services ⁽²⁾	\$0.6 mil
Medicaid/MC+ dollars for physician services ⁽²⁾	\$0.6 mil
Medicaid/MC+ dollars for nursing home services ⁽²⁾	\$3.2 mil
Medicaid/MC+ dollars for pharmacy services ⁽²⁾	\$1.7 mil
Medicaid/MC+ dollars for managed care payments	NA

Family Support

Child support collections (IV-D and non-IV-D) ⁽³⁾	\$1.2 mil
Average monthly temporary assistance families	40
Total temporary assistance payments	\$0.1 mil
Average monthly food stamp benefit recipients	1,109
Total food stamp benefits received	\$0.9 mil

Child Welfare

Children involved in hotline reports	122
Children with substantiated abuse or neglect	12
Children with family assessments	67
Children in custody during SFY-2006	50
Average monthly children in custody	27
Children adopted	1
Total Children's Services expenditures	\$0.4 mil
Average monthly children receiving subsidized child care ⁽⁴⁾	41
Child care expenditures ⁽⁴⁾	\$0.1 mil

Youth Services

Youths committed	0
Average monthly youths in DYS custody	0

(1) Excludes Buy-In

(2) Fee for service only

(3) Distributed collections

(4) Includes subsidized block grant children in Family Centered Services/Alternative Care/Children's Treatment Services/Intensive In-Home Services, Adoption Subsidy, Income Maintenance unduplicated within each fund, across funds and county



QUICK FACTS ABOUT DSS IN

Lincoln

SFY-2006

Medicaid/MC+

Number of people eligible for Medicaid/MC+ services	6,382
Medicaid/MC+ dollars spent in state fiscal year 2006 ⁽¹⁾	\$33.4 mil
Estimated portion of \$33.4 mil that was federal dollars	\$20.6 mil
Medicaid/MC+ dollars for inpatient hospital services ⁽²⁾	\$2.9 mil
Medicaid/MC+ dollars for physician services ⁽²⁾	\$1.2 mil
Medicaid/MC+ dollars for nursing home services ⁽²⁾	\$3.8 mil
Medicaid/MC+ dollars for pharmacy services ⁽²⁾	\$6.0 mil
Medicaid/MC+ dollars for managed care payments	\$ 9.6 mil

Family Support

Child support collections (IV-D and non-IV-D) ⁽³⁾	\$5.0 mil
Average monthly temporary assistance families	189
Total temporary assistance payments	\$0.5 mil
Average monthly food stamp benefit recipients	5,629
Total food stamp benefits received	\$5.2 mil

Child Welfare

Children involved in hotline reports	725
Children with substantiated abuse or neglect	92
Children with family assessments	391
Children in custody during SFY-2006	160
Average monthly children in custody	95
Children adopted	11
Total Children's Services expenditures	\$1.2 mil
Average monthly children receiving subsidized child care ⁽⁴⁾	133
Child care expenditures ⁽⁴⁾	\$0.3 mil

Youth Services

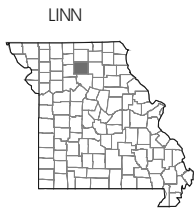
Youths committed	11
Average monthly youths in DYS custody	13

(1) Excludes Buy-In

(2) Fee for service only

(3) Distributed collections

(4) Includes subsidized block grant children in Family Centered Services/Alternative Care/Children's Treatment Services/Intensive In-Home Services, Adoption Subsidy, Income Maintenance unduplicated within each fund, across funds and county



QUICK FACTS ABOUT DSS IN

Linn

SFY-2006

Medicaid/MC+

Number of people eligible for Medicaid/MC+ services	2,359
Medicaid/MC+ dollars spent in state fiscal year 2006 ⁽¹⁾	\$13.6 mil
Estimated portion of \$13.6 mil that was federal dollars	\$8.4 mil
Medicaid/MC+ dollars for inpatient hospital services ⁽²⁾	\$1.8 mil
Medicaid/MC+ dollars for physician services ⁽²⁾	\$1.1 mil
Medicaid/MC+ dollars for nursing home services ⁽²⁾	\$3.2 mil
Medicaid/MC+ dollars for pharmacy services ⁽²⁾	\$3.1 mil
Medicaid/MC+ dollars for managed care payments	NA

Family Support

Child support collections (IV-D and non-IV-D) ⁽³⁾	\$2.2 mil
Average monthly temporary assistance families	68
Total temporary assistance payments	\$0.2 mil
Average monthly food stamp benefit recipients	1,888
Total food stamp benefits received	\$1.5 mil

Child Welfare

Children involved in hotline reports	187
Children with substantiated abuse or neglect	28
Children with family assessments	101
Children in custody during SFY-2006	41
Average monthly children in custody	27
Children adopted	0
Total Children's Services expenditures	\$0.3 mil
Average monthly children receiving subsidized child care ⁽⁴⁾	40
Child care expenditures ⁽⁴⁾	\$0.1 mil

Youth Services

Youths committed	3
Average monthly youths in DYS custody	3

(1) Excludes Buy-In

(2) Fee for service only

(3) Distributed collections

(4) Includes subsidized block grant children in Family Centered Services/Alternative Care/Children's Treatment Services/Intensive In-Home Services, Adoption Subsidy, Income Maintenance unduplicated within each fund, across funds and county

LIVINGSTON

QUICK FACTS ABOUT DSS IN



Livingston

SFY-2006

Medicaid/MC+

Number of people eligible for Medicaid/MC+ services	2,551
Medicaid/MC+ dollars spent in state fiscal year 2006 ⁽¹⁾	\$16.9 mil
Estimated portion of \$16.9 mil that was federal dollars	\$10.5 mil
Medicaid/MC+ dollars for inpatient hospital services ⁽²⁾	\$1.8 mil
Medicaid/MC+ dollars for physician services ⁽²⁾	\$1.2 mil
Medicaid/MC+ dollars for nursing home services ⁽²⁾	\$4.1 mil
Medicaid/MC+ dollars for pharmacy services ⁽²⁾	\$3.9 mil
Medicaid/MC+ dollars for managed care payments	NA

Family Support

Child support collections (IV-D and non-IV-D) ⁽³⁾	\$2.1 mil
Average monthly temporary assistance families	80
Total temporary assistance payments	\$0.2 mil
Average monthly food stamp benefit recipients	2,167
Total food stamp benefits received	\$1.8 mil

Child Welfare

Children involved in hotline reports	255
Children with substantiated abuse or neglect	17
Children with family assessments	173
Children in custody during SFY-2006	26
Average monthly children in custody	15
Children adopted	0
Total Children's Services expenditures	\$0.1 mil
Average monthly children receiving subsidized child care ⁽⁴⁾	97
Child care expenditures ⁽⁴⁾	\$0.2 mil

Youth Services

Youths committed	4
Average monthly youths in DYS custody	8

(1) Excludes Buy-In

(2) Fee for service only

(3) Distributed collections

(4) Includes subsidized block grant children in Family Centered Services/Alternative Care/Children's Treatment Services/Intensive In-Home Services, Adoption Subsidy, Income Maintenance unduplicated within each fund, across funds and county



QUICK FACTS ABOUT DSS IN

Macon

SFY-2006

Medicaid/MC+

Number of people eligible for Medicaid/MC+ services	2,569
Medicaid/MC+ dollars spent in state fiscal year 2006 ⁽¹⁾	\$19.0 mil
Estimated portion of \$19.0 mil that was federal dollars	\$11.7 mil
Medicaid/MC+ dollars for inpatient hospital services ⁽²⁾	\$1.7 mil
Medicaid/MC+ dollars for physician services ⁽²⁾	\$1.5 mil
Medicaid/MC+ dollars for nursing home services ⁽²⁾	\$5.4 mil
Medicaid/MC+ dollars for pharmacy services ⁽²⁾	\$3.9 mil
Medicaid/MC+ dollars for managed care payments	NA

Family Support

Child support collections (IV-D and non-IV-D) ⁽³⁾	\$2.3 mil
Average monthly temporary assistance families	75
Total temporary assistance payments	\$0.2 mil
Average monthly food stamp benefit recipients	1,850
Total food stamp benefits received	\$1.5 mil

Child Welfare

Children involved in hotline reports	235
Children with substantiated abuse or neglect	19
Children with family assessments	149
Children in custody during SFY-2006	83
Average monthly children in custody	54
Children adopted	1
Total Children's Services expenditures	\$0.7 mil
Average monthly children receiving subsidized child care ⁽⁴⁾	40
Child care expenditures ⁽⁴⁾	\$0.1 mil

Youth Services

Youths committed	12
Average monthly youths in DYS custody	9

(1) Excludes Buy-In

(2) Fee for service only

(3) Distributed collections

(4) Includes subsidized block grant children in Family Centered Services/Alternative Care/Children's Treatment Services/Intensive In-Home Services, Adoption Subsidy, Income Maintenance unduplicated within each fund, across funds and county

MADISON

QUICK FACTS ABOUT DSS IN



Madison

SFY-2006

Medicaid/MC+

Number of people eligible for Medicaid/MC+ services	2,768
Medicaid/MC+ dollars spent in state fiscal year 2006 ⁽¹⁾	\$19.6 mil
Estimated portion of \$19.6 mil that was federal dollars	\$12.1 mil
Medicaid/MC+ dollars for inpatient hospital services ⁽²⁾	\$1.4 mil
Medicaid/MC+ dollars for physician services ⁽²⁾	\$1.7 mil
Medicaid/MC+ dollars for nursing home services ⁽²⁾	\$3.5 mil
Medicaid/MC+ dollars for pharmacy services ⁽²⁾	\$4.6 mil
Medicaid/MC+ dollars for managed care payments	NA

Family Support

Child support collections (IV-D and non-IV-D) ⁽³⁾	\$1.5 mil
Average monthly temporary assistance families	132
Total temporary assistance payments	\$0.4 mil
Average monthly food stamp benefit recipients	2,494
Total food stamp benefits received	\$2.0 mil

Child Welfare

Children involved in hotline reports	178
Children with substantiated abuse or neglect	16
Children with family assessments	91
Children in custody during SFY-2006	18
Average monthly children in custody	14
Children adopted	0
Total Children's Services expenditures	\$0.2 mil
Average monthly children receiving subsidized child care ⁽⁴⁾	104
Child care expenditures ⁽⁴⁾	\$0.2 mil

Youth Services

Youths committed	4
Average monthly youths in DYS custody	8

(1) Excludes Buy-In

(2) Fee for service only

(3) Distributed collections

(4) Includes subsidized block grant children in Family Centered Services/Alternative Care/Children's Treatment Services/Intensive In-Home Services, Adoption Subsidy, Income Maintenance unduplicated within each fund, across funds and county

MARIES

QUICK FACTS ABOUT DSS IN



Maries

SFY-2006

Medicaid/MC+

Number of people eligible for Medicaid/MC+ services	1,399
Medicaid/MC+ dollars spent in state fiscal year 2006 ⁽¹⁾	\$7.3 mil
Estimated portion of \$7.3 mil that was federal dollars	\$4.5 mil
Medicaid/MC+ dollars for inpatient hospital services ⁽²⁾	\$0.8 mil
Medicaid/MC+ dollars for physician services ⁽²⁾	\$0.7 mil
Medicaid/MC+ dollars for nursing home services ⁽²⁾	\$0.9 mil
Medicaid/MC+ dollars for pharmacy services ⁽²⁾	\$2.6 mil
Medicaid/MC+ dollars for managed care payments	NA

Family Support

Child support collections (IV-D and non-IV-D) ⁽³⁾	\$0.7 mil
Average monthly temporary assistance families	60
Total temporary assistance payments	\$0.2 mil
Average monthly food stamp benefit recipients	1,238
Total food stamp benefits received	\$1.0 mil

Child Welfare

Children involved in hotline reports	104
Children with substantiated abuse or neglect	9
Children with family assessments	54
Children in custody during SFY-2006	18
Average monthly children in custody	14
Children adopted	0
Total Children's Services expenditures	\$0.1 mil
Average monthly children receiving subsidized child care ⁽⁴⁾	8
Child care expenditures ⁽⁴⁾	\$16,192

Youth Services

Youths committed	0
Average monthly youths in DYS custody	0

(1) Excludes Buy-In

(2) Fee for service only

(3) Distributed collections

(4) Includes subsidized block grant children in Family Centered Services/Alternative Care/Children's Treatment Services/Intensive In-Home Services, Adoption Subsidy, Income Maintenance unduplicated within each fund, across funds and county



QUICK FACTS ABOUT DSS IN

Marion

SFY-2006

Medicaid/MC+

Number of people eligible for Medicaid/MC+ services	5,910
Medicaid/MC+ dollars spent in state fiscal year 2006 ⁽¹⁾	\$44.0 mil
Estimated portion of \$44.0 mil that was federal dollars	\$27.2 mil
Medicaid/MC+ dollars for inpatient hospital services ⁽²⁾	\$3.9 mil
Medicaid/MC+ dollars for physician services ⁽²⁾	\$2.6 mil
Medicaid/MC+ dollars for nursing home services ⁽²⁾	\$10.2 mil
Medicaid/MC+ dollars for pharmacy services ⁽²⁾	\$9.9 mil
Medicaid/MC+ dollars for managed care payments	NA

Family Support

Child support collections (IV-D and non-IV-D) ⁽³⁾	\$5.6 mil
Average monthly temporary assistance families	271
Total temporary assistance payments	\$0.8 mil
Average monthly food stamp benefit recipients	4,868
Total food stamp benefits received	\$4.2 mil

Child Welfare

Children involved in hotline reports	488
Children with substantiated abuse or neglect	63
Children with family assessments	293
Children in custody during SFY-2006	81
Average monthly children in custody	47
Children adopted	5
Total Children's Services expenditures	\$0.8 mil
Average monthly children receiving subsidized child care ⁽⁴⁾	202
Child care expenditures ⁽⁴⁾	\$0.4 mil

Youth Services

Youths committed	18
Average monthly youths in DYS custody	30

(1) Excludes Buy-In

(2) Fee for service only

(3) Distributed collections

(4) Includes subsidized block grant children in Family Centered Services/Alternative Care/Children's Treatment Services/Intensive In-Home Services, Adoption Subsidy, Income Maintenance unduplicated within each fund, across funds and county

MCDONALD

QUICK FACTS ABOUT DSS IN



McDonald

SFY-2006

Medicaid/MC+

Number of people eligible for Medicaid/MC+ services	5,615
Medicaid/MC+ dollars spent in state fiscal year 2006 ⁽¹⁾	\$20.8 mil
Estimated portion of \$20.8 mil that was federal dollars	\$12.8 mil
Medicaid/MC+ dollars for inpatient hospital services ⁽²⁾	\$2.8 mil
Medicaid/MC+ dollars for physician services ⁽²⁾	\$2.5 mil
Medicaid/MC+ dollars for nursing home services ⁽²⁾	\$2.4 mil
Medicaid/MC+ dollars for pharmacy services ⁽²⁾	\$5.6 mil
Medicaid/MC+ dollars for managed care payments	NA

Family Support

Child support collections (IV-D and non-IV-D) ⁽³⁾	\$2.3 mil
Average monthly temporary assistance families	146
Total temporary assistance payments	\$0.4 mil
Average monthly food stamp benefit recipients	4,722
Total food stamp benefits received	\$3.8 mil

Child Welfare

Children involved in hotline reports	426
Children with substantiated abuse or neglect	72
Children with family assessments	215
Children in custody during SFY-2006	142
Average monthly children in custody	78
Children adopted	0
Total Children's Services expenditures	\$0.7 mil
Average monthly children receiving subsidized child care ⁽⁴⁾	84
Child care expenditures ⁽⁴⁾	\$0.2 mil

Youth Services

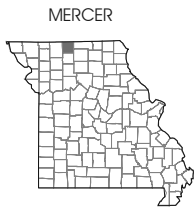
Youths committed	3
Average monthly youths in DYS custody	11

(1) Excludes Buy-In

(2) Fee for service only

(3) Distributed collections

(4) Includes subsidized block grant children in Family Centered Services/Alternative Care/Children's Treatment Services/Intensive In-Home Services, Adoption Subsidy, Income Maintenance unduplicated within each fund, across funds and county



QUICK FACTS ABOUT DSS IN

Mercer

SFY-2006

Medicaid/MC+

Number of people eligible for Medicaid/MC+ services	638
Medicaid/MC+ dollars spent in state fiscal year 2006 ⁽¹⁾	\$3.1 mil
Estimated portion of \$3.1 mil that was federal dollars	\$1.9 mil
Medicaid/MC+ dollars for inpatient hospital services ⁽²⁾	\$0.3 mil
Medicaid/MC+ dollars for physician services ⁽²⁾	\$0.2 mil
Medicaid/MC+ dollars for nursing home services ⁽²⁾	\$0.5 mil
Medicaid/MC+ dollars for pharmacy services ⁽²⁾	\$0.8 mil
Medicaid/MC+ dollars for managed care payments	NA

Family Support

Child support collections (IV-D and non-IV-D) ⁽³⁾	\$0.4 mil
Average monthly temporary assistance families	18
Total temporary assistance payments	\$44,388
Average monthly food stamp benefit recipients	398
Total food stamp benefits received	\$0.3 mil

Child Welfare

Children involved in hotline reports	46
Children with substantiated abuse or neglect	1
Children with family assessments	41
Children in custody during SFY-2006	5
Average monthly children in custody	2
Children adopted	0
Total Children's Services expenditures	\$0.2 mil
Average monthly children receiving subsidized child care ⁽⁴⁾	5
Child care expenditures ⁽⁴⁾	\$7,412

Youth Services

Youths committed	0
Average monthly youths in DYS custody	0

(1) Excludes Buy-In

(2) Fee for service only

(3) Distributed collections

(4) Includes subsidized block grant children in Family Centered Services/Alternative Care/Children's Treatment Services/Intensive In-Home Services, Adoption Subsidy, Income Maintenance unduplicated within each fund, across funds and county

MILLER

QUICK FACTS ABOUT DSS IN



Miller

SFY-2006

Medicaid/MC+

Number of people eligible for Medicaid/MC+ services	4,993
Medicaid/MC+ dollars spent in state fiscal year 2006 ⁽¹⁾	\$23.8 mil
Estimated portion of \$23.8 mil that was federal dollars	\$14.7 mil
Medicaid/MC+ dollars for inpatient hospital services ⁽²⁾	\$1.5 mil
Medicaid/MC+ dollars for physician services ⁽²⁾	\$1.1 mil
Medicaid/MC+ dollars for nursing home services ⁽²⁾	\$3.8 mil
Medicaid/MC+ dollars for pharmacy services ⁽²⁾	\$4.0 mil
Medicaid/MC+ dollars for managed care payments	\$ 7.9 mil

Family Support

Child support collections (IV-D and non-IV-D) ⁽³⁾	\$2.7 mil
Average monthly temporary assistance families	186
Total temporary assistance payments	\$0.5 mil
Average monthly food stamp benefit recipients	4,180
Total food stamp benefits received	\$3.5 mil

Child Welfare

Children involved in hotline reports	477
Children with substantiated abuse or neglect	40
Children with family assessments	293
Children in custody during SFY-2006	68
Average monthly children in custody	44
Children adopted	9
Total Children's Services expenditures	\$0.4 mil
Average monthly children receiving subsidized child care ⁽⁴⁾	47
Child care expenditures ⁽⁴⁾	\$0.1 mil

Youth Services

Youths committed	9
Average monthly youths in DYS custody	11

(1) Excludes Buy-In

(2) Fee for service only

(3) Distributed collections

(4) Includes subsidized block grant children in Family Centered Services/Alternative Care/Children's Treatment Services/Intensive In-Home Services, Adoption Subsidy, Income Maintenance unduplicated within each fund, across funds and county



QUICK FACTS ABOUT DSS IN

Mississippi

SFY-2006

Medicaid/MC+

Number of people eligible for Medicaid/MC+ services	4,521
Medicaid/MC+ dollars spent in state fiscal year 2006 ⁽¹⁾	\$27.4 mil
Estimated portion of \$27.4 mil that was federal dollars	\$16.9 mil
Medicaid/MC+ dollars for inpatient hospital services ⁽²⁾	\$3.9 mil
Medicaid/MC+ dollars for physician services ⁽²⁾	\$2.7 mil
Medicaid/MC+ dollars for nursing home services ⁽²⁾	\$3.4 mil
Medicaid/MC+ dollars for pharmacy services ⁽²⁾	\$6.9 mil
Medicaid/MC+ dollars for managed care payments	NA

Family Support

Child support collections (IV-D and non-IV-D) ⁽³⁾	\$2.6 mil
Average monthly temporary assistance families	339
Total temporary assistance payments	\$0.9 mil
Average monthly food stamp benefit recipients	4,764
Total food stamp benefits received	\$4.2 mil

Child Welfare

Children involved in hotline reports	252
Children with substantiated abuse or neglect	7
Children with family assessments	180
Children in custody during SFY-2006	24
Average monthly children in custody	9
Children adopted	0
Total Children's Services expenditures	\$0.2 mil
Average monthly children receiving subsidized child care ⁽⁴⁾	314
Child care expenditures ⁽⁴⁾	\$0.6 mil

Youth Services

Youths committed	25
Average monthly youths in DYS custody	33

(1) Excludes Buy-In

(2) Fee for service only

(3) Distributed collections

(4) Includes subsidized block grant children in Family Centered Services/Alternative Care/Children's Treatment Services/Intensive In-Home Services, Adoption Subsidy, Income Maintenance unduplicated within each fund, across funds and county



QUICK FACTS ABOUT DSS IN

Moniteau

SFY-2006

Medicaid/MC+

Number of people eligible for Medicaid/MC+ services	2,021
Medicaid/MC+ dollars spent in state fiscal year 2006 ⁽¹⁾	\$11.4 mil
Estimated portion of \$11.4 mil that was federal dollars	\$7.0 mil
Medicaid/MC+ dollars for inpatient hospital services ⁽²⁾	\$0.5 mil
Medicaid/MC+ dollars for physician services ⁽²⁾	\$0.4 mil
Medicaid/MC+ dollars for nursing home services ⁽²⁾	\$2.7 mil
Medicaid/MC+ dollars for pharmacy services ⁽²⁾	\$1.8 mil
Medicaid/MC+ dollars for managed care payments	\$ 3.3 mil

Family Support

Child support collections (IV-D and non-IV-D) ⁽³⁾	\$1.5 mil
Average monthly temporary assistance families	76
Total temporary assistance payments	\$0.2 mil
Average monthly food stamp benefit recipients	1,630
Total food stamp benefits received	\$1.4 mil

Child Welfare

Children involved in hotline reports	161
Children with substantiated abuse or neglect	8
Children with family assessments	100
Children in custody during SFY-2006	6
Average monthly children in custody	3
Children adopted	0
Total Children's Services expenditures	\$0.1 mil
Average monthly children receiving subsidized child care ⁽⁴⁾	65
Child care expenditures ⁽⁴⁾	\$0.1 mil

Youth Services

Youths committed	2
Average monthly youths in DYS custody	3

(1) Excludes Buy-In

(2) Fee for service only

(3) Distributed collections

(4) Includes subsidized block grant children in Family Centered Services/Alternative Care/Children's Treatment Services/Intensive In-Home Services, Adoption Subsidy, Income Maintenance unduplicated within each fund, across funds and county



QUICK FACTS ABOUT DSS IN

Monroe

SFY-2006

Medicaid/MC+

Number of people eligible for Medicaid/MC+ services	1,308
Medicaid/MC+ dollars spent in state fiscal year 2006 ⁽¹⁾	\$7.9 mil
Estimated portion of \$7.9 mil that was federal dollars	\$4.9 mil
Medicaid/MC+ dollars for inpatient hospital services ⁽²⁾	\$0.3 mil
Medicaid/MC+ dollars for physician services ⁽²⁾	\$0.3 mil
Medicaid/MC+ dollars for nursing home services ⁽²⁾	\$1.3 mil
Medicaid/MC+ dollars for pharmacy services ⁽²⁾	\$1.4 mil
Medicaid/MC+ dollars for managed care payments	\$ 1.9 mil

Family Support

Child support collections (IV-D and non-IV-D) ⁽³⁾	\$1.1 mil
Average monthly temporary assistance families	27
Total temporary assistance payments	\$0.1 mil
Average monthly food stamp benefit recipients	938
Total food stamp benefits received	\$0.7 mil

Child Welfare

Children involved in hotline reports	76
Children with substantiated abuse or neglect	5
Children with family assessments	53
Children in custody during SFY-2006	10
Average monthly children in custody	5
Children adopted	1
Total Children's Services expenditures	\$0.2 mil
Average monthly children receiving subsidized child care ⁽⁴⁾	33
Child care expenditures ⁽⁴⁾	\$0.1 mil

Youth Services

Youths committed	2
Average monthly youths in DYS custody	2

(1) Excludes Buy-In

(2) Fee for service only

(3) Distributed collections

(4) Includes subsidized block grant children in Family Centered Services/Alternative Care/Children's Treatment Services/Intensive In-Home Services, Adoption Subsidy, Income Maintenance unduplicated within each fund, across funds and county



QUICK FACTS ABOUT DSS IN

Montgomery

SFY-2006

Medicaid/MC+

Number of people eligible for Medicaid/MC+ services	2,227
Medicaid/MC+ dollars spent in state fiscal year 2006 ⁽¹⁾	\$15.4 mil
Estimated portion of \$15.4 mil that was federal dollars	\$9.5 mil
Medicaid/MC+ dollars for inpatient hospital services ⁽²⁾	\$1.0 mil
Medicaid/MC+ dollars for physician services ⁽²⁾	\$0.7 mil
Medicaid/MC+ dollars for nursing home services ⁽²⁾	\$4.5 mil
Medicaid/MC+ dollars for pharmacy services ⁽²⁾	\$2.5 mil
Medicaid/MC+ dollars for managed care payments	\$ 3.4 mil

Family Support

Child support collections (IV-D and non-IV-D) ⁽³⁾	\$1.5 mil
Average monthly temporary assistance families	67
Total temporary assistance payments	\$0.2 mil
Average monthly food stamp benefit recipients	1,602
Total food stamp benefits received	\$1.4 mil

Child Welfare

Children involved in hotline reports	198
Children with substantiated abuse or neglect	39
Children with family assessments	100
Children in custody during SFY-2006	59
Average monthly children in custody	42
Children adopted	1
Total Children's Services expenditures	\$0.5 mil
Average monthly children receiving subsidized child care ⁽⁴⁾	32
Child care expenditures ⁽⁴⁾	\$0.1 mil

Youth Services

Youths committed	1
Average monthly youths in DYS custody	2

(1) Excludes Buy-In

(2) Fee for service only

(3) Distributed collections

(4) Includes subsidized block grant children in Family Centered Services/Alternative Care/Children's Treatment Services/Intensive In-Home Services, Adoption Subsidy, Income Maintenance unduplicated within each fund, across funds and county

MORGAN

QUICK FACTS ABOUT DSS IN



Morgan

SFY-2006

Medicaid/MC+

Number of people eligible for Medicaid/MC+ services	4,020
Medicaid/MC+ dollars spent in state fiscal year 2006 ⁽¹⁾	\$19.3 mil
Estimated portion of \$19.3 mil that was federal dollars	\$11.9 mil
Medicaid/MC+ dollars for inpatient hospital services ⁽²⁾	\$0.9 mil
Medicaid/MC+ dollars for physician services ⁽²⁾	\$0.9 mil
Medicaid/MC+ dollars for nursing home services ⁽²⁾	\$4.0 mil
Medicaid/MC+ dollars for pharmacy services ⁽²⁾	\$3.2 mil
Medicaid/MC+ dollars for managed care payments	\$ 6.0 mil

Family Support

Child support collections (IV-D and non-IV-D) ⁽³⁾	\$1.7 mil
Average monthly temporary assistance families	143
Total temporary assistance payments	\$0.4 mil
Average monthly food stamp benefit recipients	3,306
Total food stamp benefits received	\$2.7 mil

Child Welfare

Children involved in hotline reports	342
Children with substantiated abuse or neglect	22
Children with family assessments	214
Children in custody during SFY-2006	20
Average monthly children in custody	12
Children adopted	0
Total Children's Services expenditures	\$0.1 mil
Average monthly children receiving subsidized child care ⁽⁴⁾	69
Child care expenditures ⁽⁴⁾	\$0.1 mil

Youth Services

Youths committed	8
Average monthly youths in DYS custody	6

(1) Excludes Buy-In

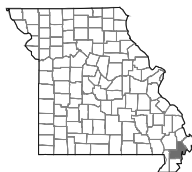
(2) Fee for service only

(3) Distributed collections

(4) Includes subsidized block grant children in Family Centered Services/Alternative Care/Children's Treatment Services/Intensive In-Home Services, Adoption Subsidy, Income Maintenance unduplicated within each fund, across funds and county

NEW MADRID

QUICK FACTS ABOUT DSS IN



New Madrid

SFY-2006

Medicaid/MC+

Number of people eligible for Medicaid/MC+ services	5,905
Medicaid/MC+ dollars spent in state fiscal year 2006 ⁽¹⁾	\$39.1 mil
Estimated portion of \$39.1 mil that was federal dollars	\$24.1 mil
Medicaid/MC+ dollars for inpatient hospital services ⁽²⁾	\$4.0 mil
Medicaid/MC+ dollars for physician services ⁽²⁾	\$3.9 mil
Medicaid/MC+ dollars for nursing home services ⁽²⁾	\$6.8 mil
Medicaid/MC+ dollars for pharmacy services ⁽²⁾	\$10.5 mil
Medicaid/MC+ dollars for managed care payments	NA

Family Support

Child support collections (IV-D and non-IV-D) ⁽³⁾	\$3.6 mil
Average monthly temporary assistance families	367
Total temporary assistance payments	\$1.0 mil
Average monthly food stamp benefit recipients	5,569
Total food stamp benefits received	\$4.5 mil

Child Welfare

Children involved in hotline reports	343
Children with substantiated abuse or neglect	30
Children with family assessments	191
Children in custody during SFY-2006	85
Average monthly children in custody	52
Children adopted	5
Total Children's Services expenditures	\$0.7 mil
Average monthly children receiving subsidized child care ⁽⁴⁾	222
Child care expenditures ⁽⁴⁾	\$0.5 mil

Youth Services

Youths committed	5
Average monthly youths in DYS custody	12

(1) Excludes Buy-In

(2) Fee for service only

(3) Distributed collections

(4) Includes subsidized block grant children in Family Centered Services/Alternative Care/Children's Treatment Services/Intensive In-Home Services, Adoption Subsidy, Income Maintenance unduplicated within each fund, across funds and county



QUICK FACTS ABOUT DSS IN

Newton

SFY-2006

Medicaid/MC+

Number of people eligible for Medicaid/MC+ services	9,042
Medicaid/MC+ dollars spent in state fiscal year 2006 ⁽¹⁾	\$45.4 mil
Estimated portion of \$45.4 mil that was federal dollars	\$28.0 mil
Medicaid/MC+ dollars for inpatient hospital services ⁽²⁾	\$6.5 mil
Medicaid/MC+ dollars for physician services ⁽²⁾	\$3.7 mil
Medicaid/MC+ dollars for nursing home services ⁽²⁾	\$8.2 mil
Medicaid/MC+ dollars for pharmacy services ⁽²⁾	\$11.6 mil
Medicaid/MC+ dollars for managed care payments	NA

Family Support

Child support collections (IV-D and non-IV-D) ⁽³⁾	\$7.0 mil
Average monthly temporary assistance families	324
Total temporary assistance payments	\$0.9 mil
Average monthly food stamp benefit recipients	7,258
Total food stamp benefits received	\$5.9 mil

Child Welfare

Children involved in hotline reports	861
Children with substantiated abuse or neglect	73
Children with family assessments	459
Children in custody during SFY-2006	274
Average monthly children in custody	165
Children adopted	34
Total Children's Services expenditures	\$2.7 mil
Average monthly children receiving subsidized child care ⁽⁴⁾	248
Child care expenditures ⁽⁴⁾	\$0.5 mil

Youth Services

Youths committed	19
Average monthly youths in DYS custody	35

(1) Excludes Buy-In

(2) Fee for service only

(3) Distributed collections

(4) Includes subsidized block grant children in Family Centered Services/Alternative Care/Children's Treatment Services/Intensive In-Home Services, Adoption Subsidy, Income Maintenance unduplicated within each fund, across funds and county

NODAWAY

QUICK FACTS ABOUT DSS IN



Nodaway

SFY-2006

Medicaid/MC+

Number of people eligible for Medicaid/MC+ services	1,831
Medicaid/MC+ dollars spent in state fiscal year 2006 ⁽¹⁾	\$13.4 mil
Estimated portion of \$13.4 mil that was federal dollars	\$8.3 mil
Medicaid/MC+ dollars for inpatient hospital services ⁽²⁾	\$1.3 mil
Medicaid/MC+ dollars for physician services ⁽²⁾	\$1.1 mil
Medicaid/MC+ dollars for nursing home services ⁽²⁾	\$3.3 mil
Medicaid/MC+ dollars for pharmacy services ⁽²⁾	\$2.6 mil
Medicaid/MC+ dollars for managed care payments	NA

Family Support

Child support collections (IV-D and non-IV-D) ⁽³⁾	\$2.5 mil
Average monthly temporary assistance families	41
Total temporary assistance payments	\$0.1 mil
Average monthly food stamp benefit recipients	1,250
Total food stamp benefits received	\$1.0 mil

Child Welfare

Children involved in hotline reports	159
Children with substantiated abuse or neglect	8
Children with family assessments	123
Children in custody during SFY-2006	36
Average monthly children in custody	18
Children adopted	1
Total Children's Services expenditures	\$0.3 mil
Average monthly children receiving subsidized child care ⁽⁴⁾	24
Child care expenditures ⁽⁴⁾	\$39,102

Youth Services

Youths committed	7
Average monthly youths in DYS custody	10

(1) Excludes Buy-In

(2) Fee for service only

(3) Distributed collections

(4) Includes subsidized block grant children in Family Centered Services/Alternative Care/Children's Treatment Services/Intensive In-Home Services, Adoption Subsidy, Income Maintenance unduplicated within each fund, across funds and county



QUICK FACTS ABOUT DSS IN

Oregon

SFY-2006

Medicaid/MC+

Number of people eligible for Medicaid/MC+ services	2,981
Medicaid/MC+ dollars spent in state fiscal year 2006 ⁽¹⁾	\$17.7 mil
Estimated portion of \$17.7 mil that was federal dollars	\$10.9 mil
Medicaid/MC+ dollars for inpatient hospital services ⁽²⁾	\$1.5 mil
Medicaid/MC+ dollars for physician services ⁽²⁾	\$2.2 mil
Medicaid/MC+ dollars for nursing home services ⁽²⁾	\$1.8 mil
Medicaid/MC+ dollars for pharmacy services ⁽²⁾	\$4.6 mil
Medicaid/MC+ dollars for managed care payments	NA

Family Support

Child support collections (IV-D and non-IV-D) ⁽³⁾	\$0.9 mil
Average monthly temporary assistance families	105
Total temporary assistance payments	\$0.3 mil
Average monthly food stamp benefit recipients	2,616
Total food stamp benefits received	\$2.1 mil

Child Welfare

Children involved in hotline reports	244
Children with substantiated abuse or neglect	11
Children with family assessments	158
Children in custody during SFY-2006	28
Average monthly children in custody	20
Children adopted	0
Total Children's Services expenditures	\$0.3 mil
Average monthly children receiving subsidized child care ⁽⁴⁾	61
Child care expenditures ⁽⁴⁾	\$0.1 mil

Youth Services

Youths committed	1
Average monthly youths in DYS custody	1

(1) Excludes Buy-In

(2) Fee for service only

(3) Distributed collections

(4) Includes subsidized block grant children in Family Centered Services/Alternative Care/Children's Treatment Services/Intensive In-Home Services, Adoption Subsidy, Income Maintenance unduplicated within each fund, across funds and county



QUICK FACTS ABOUT DSS IN

Osage

SFY-2006

Medicaid/MC+

Number of people eligible for Medicaid/MC+ services	1,376
Medicaid/MC+ dollars spent in state fiscal year 2006 ⁽¹⁾	\$8.3 mil
Estimated portion of \$8.3 mil that was federal dollars	\$5.1 mil
Medicaid/MC+ dollars for inpatient hospital services ⁽²⁾	\$0.3 mil
Medicaid/MC+ dollars for physician services ⁽²⁾	\$0.3 mil
Medicaid/MC+ dollars for nursing home services ⁽²⁾	\$2.3 mil
Medicaid/MC+ dollars for pharmacy services ⁽²⁾	\$1.4 mil
Medicaid/MC+ dollars for managed care payments	\$ 2.1 mil

Family Support

Child support collections (IV-D and non-IV-D) ⁽³⁾	\$0.8 mil
Average monthly temporary assistance families	19
Total temporary assistance payments	\$0.1 mil
Average monthly food stamp benefit recipients	949
Total food stamp benefits received	\$0.8 mil

Child Welfare

Children involved in hotline reports	118
Children with substantiated abuse or neglect	8
Children with family assessments	63
Children in custody during SFY-2006	30
Average monthly children in custody	13
Children adopted	0
Total Children's Services expenditures	\$0.2 mil
Average monthly children receiving subsidized child care ⁽⁴⁾	18
Child care expenditures ⁽⁴⁾	\$41,587

Youth Services

Youths committed	5
Average monthly youths in DYS custody	4

(1) Excludes Buy-In
 (2) Fee for service only
 (3) Distributed collections
 (4) Inntered Services/Alternative Care/Children's Treatment Services/Intensive In-Home Services, Adoption Subsidy, Income Maintenance unduplicated within each fund, across funds and county.

OZARK

QUICK FACTS ABOUT DSS IN



Ozark

SFY-2006

Medicaid/MC+

Number of people eligible for Medicaid/MC+ services	2,392
Medicaid/MC+ dollars spent in state fiscal year 2006 ⁽¹⁾	\$10.3 mil
Estimated portion of \$10.3 mil that was federal dollars	\$6.3 mil
Medicaid/MC+ dollars for inpatient hospital services ⁽²⁾	\$1.2 mil
Medicaid/MC+ dollars for physician services ⁽²⁾	\$1.6 mil
Medicaid/MC+ dollars for nursing home services ⁽²⁾	\$1.4 mil
Medicaid/MC+ dollars for pharmacy services ⁽²⁾	\$3.1 mil
Medicaid/MC+ dollars for managed care payments	NA

Family Support

Child support collections (IV-D and non-IV-D) ⁽³⁾	\$0.6 mil
Average monthly temporary assistance families	98
Total temporary assistance payments	\$0.3 mil
Average monthly food stamp benefit recipients	2,129
Total food stamp benefits received	\$1.8 mil

Child Welfare

Children involved in hotline reports	140
Children with substantiated abuse or neglect	24
Children with family assessments	74
Children in custody during SFY-2006	38
Average monthly children in custody	18
Children adopted	0
Total Children's Services expenditures	\$0.2 mil
Average monthly children receiving subsidized child care ⁽⁴⁾	25
Child care expenditures ⁽⁴⁾	\$0.1 mil

Youth Services

Youths committed	0
Average monthly youths in DYS custody	0

(1) Excludes Buy-In

(2) Fee for service only

(3) Distributed collections

(4) Includes subsidized block grant children in Family Centered Services/Alternative Care/Children's Treatment Services/Intensive In-Home Services, Adoption Subsidy, Income Maintenance unduplicated within each fund, across funds and county



QUICK FACTS ABOUT DSS IN

Pemiscot

SFY-2006

Medicaid/MC+

Number of people eligible for Medicaid/MC+ services	7,822
Medicaid/MC+ dollars spent in state fiscal year 2006 ⁽¹⁾	\$48.8 mil
Estimated portion of \$48.8 mil that was federal dollars	\$30.1 mil
Medicaid/MC+ dollars for inpatient hospital services ⁽²⁾	\$5.6 mil
Medicaid/MC+ dollars for physician services ⁽²⁾	\$6.2 mil
Medicaid/MC+ dollars for nursing home services ⁽²⁾	\$4.4 mil
Medicaid/MC+ dollars for pharmacy services ⁽²⁾	\$12.7 mil
Medicaid/MC+ dollars for managed care payments	NA

Family Support

Child support collections (IV-D and non-IV-D) ⁽³⁾	\$4.6 mil
Average monthly temporary assistance families	535
Total temporary assistance payments	\$1.5 mil
Average monthly food stamp benefit recipients	7,972
Total food stamp benefits received	\$6.7 mil

Child Welfare

Children involved in hotline reports	492
Children with substantiated abuse or neglect	19
Children with family assessments	308
Children in custody during SFY-2006	69
Average monthly children in custody	37
Children adopted	3
Total Children's Services expenditures	\$0.4 mil
Average monthly children receiving subsidized child care ⁽⁴⁾	328
Child care expenditures ⁽⁴⁾	\$0.7 mil

Youth Services

Youths committed	7
Average monthly youths in DYS custody	17

(1) Excludes Buy-In
 (2) Fee for service only
 (3) Distributed collections
 (4) Inntered Services/Alternative Care/Children's Treatment Services/Intensive In-Home Services, Adoption Subsidy, Income Maintenance unduplicated within each fund, across funds and county.



QUICK FACTS ABOUT DSS IN

Perry

SFY-2006

Medicaid/MC+

Number of people eligible for Medicaid/MC+ services	2,421
Medicaid/MC+ dollars spent in state fiscal year 2006 ⁽¹⁾	\$18.3 mil
Estimated portion of \$18.3 mil that was federal dollars	\$11.3 mil
Medicaid/MC+ dollars for inpatient hospital services ⁽²⁾	\$1.9 mil
Medicaid/MC+ dollars for physician services ⁽²⁾	\$1.3 mil
Medicaid/MC+ dollars for nursing home services ⁽²⁾	\$3.5 mil
Medicaid/MC+ dollars for pharmacy services ⁽²⁾	\$4.0 mil
Medicaid/MC+ dollars for managed care payments	NA

Family Support

Child support collections (IV-D and non-IV-D) ⁽³⁾	\$2.4 mil
Average monthly temporary assistance families	65
Total temporary assistance payments	\$0.2 mil
Average monthly food stamp benefit recipients	1,991
Total food stamp benefits received	\$1.6 mil

Child Welfare

Children involved in hotline reports	239
Children with substantiated abuse or neglect	28
Children with family assessments	163
Children in custody during SFY-2006	39
Average monthly children in custody	18
Children adopted	0
Total Children's Services expenditures	\$0.1 mil
Average monthly children receiving subsidized child care ⁽⁴⁾	76
Child care expenditures ⁽⁴⁾	\$0.1 mil

Youth Services

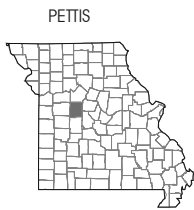
Youths committed	4
Average monthly youths in DYS custody	4

(1) Excludes Buy-In

(2) Fee for service only

(3) Distributed collections

(4) Includes subsidized block grant children in Family Centered Services/Alternative Care/Children's Treatment Services/Intensive In-Home Services, Adoption Subsidy, Income Maintenance unduplicated within each fund, across funds and county



QUICK FACTS ABOUT DSS IN

Pettis

SFY-2006

Medicaid/MC+

Number of people eligible for Medicaid/MC+ services	7,640
Medicaid/MC+ dollars spent in state fiscal year 2006 ⁽¹⁾	\$44.7 mil
Estimated portion of \$44.7 mil that was federal dollars	\$27.6 mil
Medicaid/MC+ dollars for inpatient hospital services ⁽²⁾	\$2.8 mil
Medicaid/MC+ dollars for physician services ⁽²⁾	\$1.5 mil
Medicaid/MC+ dollars for nursing home services ⁽²⁾	\$7.4 mil
Medicaid/MC+ dollars for pharmacy services ⁽²⁾	\$7.3 mil
Medicaid/MC+ dollars for managed care payments	\$ 12.1 mil

Family Support

Child support collections (IV-D and non-IV-D) ⁽³⁾	\$6.8 mil
Average monthly temporary assistance families	349
Total temporary assistance payments	\$1.0 mil
Average monthly food stamp benefit recipients	6,783
Total food stamp benefits received	\$5.8 mil

Child Welfare

Children involved in hotline reports	784
Children with substantiated abuse or neglect	54
Children with family assessments	457
Children in custody during SFY-2006	127
Average monthly children in custody	95
Children adopted	14
Total Children's Services expenditures	\$1.1 mil
Average monthly children receiving subsidized child care ⁽⁴⁾	235
Child care expenditures ⁽⁴⁾	\$0.5 mil

Youth Services

Youths committed	15
Average monthly youths in DYS custody	19

(1) Excludes Buy-In

(2) Fee for service only

(3) Distributed collections

(4) Includes subsidized block grant children in Family Centered Services/Alternative Care/Children's Treatment Services/Intensive In-Home Services, Adoption Subsidy, Income Maintenance unduplicated within each fund, across funds and county

PHELPS

QUICK FACTS ABOUT DSS IN



Phelps

SFY-2006

Medicaid/MC+

Number of people eligible for Medicaid/MC+ services	7,331
Medicaid/MC+ dollars spent in state fiscal year 2006 ⁽¹⁾	\$47.6 mil
Estimated portion of \$47.6 mil that was federal dollars	\$29.3 mil
Medicaid/MC+ dollars for inpatient hospital services ⁽²⁾	\$5.8 mil
Medicaid/MC+ dollars for physician services ⁽²⁾	\$4.2 mil
Medicaid/MC+ dollars for nursing home services ⁽²⁾	\$5.8 mil
Medicaid/MC+ dollars for pharmacy services ⁽²⁾	\$11.5 mil
Medicaid/MC+ dollars for managed care payments	NA

Family Support

Child support collections (IV-D and non-IV-D) ⁽³⁾	\$5.0 mil
Average monthly temporary assistance families	297
Total temporary assistance payments	\$0.8 mil
Average monthly food stamp benefit recipients	5,652
Total food stamp benefits received	\$4.7 mil

Child Welfare

Children involved in hotline reports	708
Children with substantiated abuse or neglect	55
Children with family assessments	391
Children in custody during SFY-2006	181
Average monthly children in custody	118
Children adopted	7
Total Children's Services expenditures	\$1.4 mil
Average monthly children receiving subsidized child care ⁽⁴⁾	153
Child care expenditures ⁽⁴⁾	\$0.4 mil

Youth Services

Youths committed	9
Average monthly youths in DYS custody	9

(1) Excludes Buy-In

(2) Fee for service only

(3) Distributed collections

(4) Includes subsidized block grant children in Family Centered Services/Alternative Care/Children's Treatment Services/Intensive In-Home Services, Adoption Subsidy, Income Maintenance unduplicated within each fund, across funds and county



QUICK FACTS ABOUT DSS IN

Pike

SFY-2006

Medicaid/MC+

Number of people eligible for Medicaid/MC+ services	2,889
Medicaid/MC+ dollars spent in state fiscal year 2006 ⁽¹⁾	\$20.3 mil
Estimated portion of \$20.3 mil that was federal dollars	\$12.5 mil
Medicaid/MC+ dollars for inpatient hospital services ⁽²⁾	\$2.0 mil
Medicaid/MC+ dollars for physician services ⁽²⁾	\$1.8 mil
Medicaid/MC+ dollars for nursing home services ⁽²⁾	\$2.9 mil
Medicaid/MC+ dollars for pharmacy services ⁽²⁾	\$4.9 mil
Medicaid/MC+ dollars for managed care payments	NA

Family Support

Child support collections (IV-D and non-IV-D) ⁽³⁾	\$2.2 mil
Average monthly temporary assistance families	116
Total temporary assistance payments	\$0.3 mil
Average monthly food stamp benefit recipients	2,483
Total food stamp benefits received	\$2.0 mil

Child Welfare

Children involved in hotline reports	245
Children with substantiated abuse or neglect	23
Children with family assessments	139
Children in custody during SFY-2006	48
Average monthly children in custody	29
Children adopted	2
Total Children's Services expenditures	\$0.3 mil
Average monthly children receiving subsidized child care ⁽⁴⁾	40
Child care expenditures ⁽⁴⁾	\$0.1 mil

Youth Services

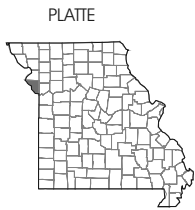
Youths committed	8
Average monthly youths in DYS custody	11

(1) Excludes Buy-In

(2) Fee for service only

(3) Distributed collections

(4) Includes subsidized block grant children in Family Centered Services/Alternative Care/Children's Treatment Services/Intensive In-Home Services, Adoption Subsidy, Income Maintenance unduplicated within each fund, across funds and county



QUICK FACTS ABOUT DSS IN

Platte

SFY-2006

Medicaid/MC+

Number of people eligible for Medicaid/MC+ services	4,767
Medicaid/MC+ dollars spent in state fiscal year 2006 ⁽¹⁾	\$28.9 mil
Estimated portion of \$28.9 mil that was federal dollars	\$17.8 mil
Medicaid/MC+ dollars for inpatient hospital services ⁽²⁾	\$2.0 mil
Medicaid/MC+ dollars for physician services ⁽²⁾	\$1.0 mil
Medicaid/MC+ dollars for nursing home services ⁽²⁾	\$5.1 mil
Medicaid/MC+ dollars for pharmacy services ⁽²⁾	\$3.7 mil
Medicaid/MC+ dollars for managed care payments	\$ 8.7 mil

Family Support

Child support collections (IV-D and non-IV-D) ⁽³⁾	\$11.0 mil
Average monthly temporary assistance families	258
Total temporary assistance payments	\$0.7 mil
Average monthly food stamp benefit recipients	3,858
Total food stamp benefits received	\$3.8 mil

Child Welfare

Children involved in hotline reports	707
Children with substantiated abuse or neglect	65
Children with family assessments	428
Children in custody during SFY-2006	40
Average monthly children in custody	29
Children adopted	0
Total Children's Services expenditures	\$0.5 mil
Average monthly children receiving subsidized child care ⁽⁴⁾	145
Child care expenditures ⁽⁴⁾	\$0.6 mil

Youth Services

Youths committed	15
Average monthly youths in DYS custody	17

(1) Excludes Buy-In

(2) Fee for service only

(3) Distributed collections

(4) Includes subsidized block grant children in Family Centered Services/Alternative Care/Children's Treatment Services/Intensive In-Home Services, Adoption Subsidy, Income Maintenance unduplicated within each fund, across funds and county



QUICK FACTS ABOUT DSS IN

Polk

SFY-2006

Medicaid/MC+

Number of people eligible for Medicaid/MC+ services	6,037
Medicaid/MC+ dollars spent in state fiscal year 2006 ⁽¹⁾	\$38.3 mil
Estimated portion of \$38.3 mil that was federal dollars	\$23.6 mil
Medicaid/MC+ dollars for inpatient hospital services ⁽²⁾	\$3.4 mil
Medicaid/MC+ dollars for physician services ⁽²⁾	\$4.0 mil
Medicaid/MC+ dollars for nursing home services ⁽²⁾	\$5.9 mil
Medicaid/MC+ dollars for pharmacy services ⁽²⁾	\$9.2 mil
Medicaid/MC+ dollars for managed care payments	NA

Family Support

Child support collections (IV-D and non-IV-D) ⁽³⁾	\$2.7 mil
Average monthly temporary assistance families	222
Total temporary assistance payments	\$0.6 mil
Average monthly food stamp benefit recipients	5,120
Total food stamp benefits received	\$4.6 mil

Child Welfare

Children involved in hotline reports	512
Children with substantiated abuse or neglect	36
Children with family assessments	311
Children in custody during SFY-2006	55
Average monthly children in custody	29
Children adopted	8
Total Children's Services expenditures	\$0.7 mil
Average monthly children receiving subsidized child care ⁽⁴⁾	142
Child care expenditures ⁽⁴⁾	\$0.3 mil

Youth Services

Youths committed	7
Average monthly youths in DYS custody	7

(1) Excludes Buy-In

(2) Fee for service only

(3) Distributed collections

(4) Includes subsidized block grant children in Family Centered Services/Alternative Care/Children's Treatment Services/Intensive In-Home Services, Adoption Subsidy, Income Maintenance unduplicated within each fund, across funds and county

PULASKI

QUICK FACTS ABOUT DSS IN



Pulaski

SFY-2006

Medicaid/MC+

Number of people eligible for Medicaid/MC+ services	5,213
Medicaid/MC+ dollars spent in state fiscal year 2006 ⁽¹⁾	\$27.4 mil
Estimated portion of \$27.4 mil that was federal dollars	\$16.9 mil
Medicaid/MC+ dollars for inpatient hospital services ⁽²⁾	\$3.7 mil
Medicaid/MC+ dollars for physician services ⁽²⁾	\$3.6 mil
Medicaid/MC+ dollars for nursing home services ⁽²⁾	\$3.6 mil
Medicaid/MC+ dollars for pharmacy services ⁽²⁾	\$7.0 mil
Medicaid/MC+ dollars for managed care payments	NA

Family Support

Child support collections (IV-D and non-IV-D) ⁽³⁾	\$6.2 mil
Average monthly temporary assistance families	193
Total temporary assistance payments	\$0.5 mil
Average monthly food stamp benefit recipients	4,610
Total food stamp benefits received	\$4.1 mil

Child Welfare

Children involved in hotline reports	577
Children with substantiated abuse or neglect	75
Children with family assessments	294
Children in custody during SFY-2006	166
Average monthly children in custody	78
Children adopted	11
Total Children's Services expenditures	\$1.4 mil
Average monthly children receiving subsidized child care ⁽⁴⁾	118
Child care expenditures ⁽⁴⁾	\$0.3 mil

Youth Services

Youths committed	6
Average monthly youths in DYS custody	11

(1) Excludes Buy-In

(2) Fee for service only

(3) Distributed collections

(4) Includes subsidized block grant children in Family Centered Services/Alternative Care/Children's Treatment Services/Intensive In-Home Services, Adoption Subsidy, Income Maintenance unduplicated within each fund, across funds and county

PUTNAM

QUICK FACTS ABOUT DSS IN



Putnam

SFY-2006

Medicaid/MC+

Number of people eligible for Medicaid/MC+ services	975
Medicaid/MC+ dollars spent in state fiscal year 2006 ⁽¹⁾	\$5.0 mil
Estimated portion of \$5.0 mil that was federal dollars	\$3.1 mil
Medicaid/MC+ dollars for inpatient hospital services ⁽²⁾	\$0.5 mil
Medicaid/MC+ dollars for physician services ⁽²⁾	\$0.6 mil
Medicaid/MC+ dollars for nursing home services ⁽²⁾	\$0.8 mil
Medicaid/MC+ dollars for pharmacy services ⁽²⁾	\$1.2 mil
Medicaid/MC+ dollars for managed care payments	NA

Family Support

Child support collections (IV-D and non-IV-D) ⁽³⁾	\$0.6 mil
Average monthly temporary assistance families	28
Total temporary assistance payments	\$0.1 mil
Average monthly food stamp benefit recipients	740
Total food stamp benefits received	\$0.6 mil

Child Welfare

Children involved in hotline reports	65
Children with substantiated abuse or neglect	13
Children with family assessments	30
Children in custody during SFY-2006	34
Average monthly children in custody	21
Children adopted	0
Total Children's Services expenditures	\$0.2 mil
Average monthly children receiving subsidized child care ⁽⁴⁾	15
Child care expenditures ⁽⁴⁾	\$22,819

Youth Services

Youths committed	2
Average monthly youths in DYS custody	2

(1) Excludes Buy-In

(2) Fee for service only

(3) Distributed collections

(4) Includes subsidized block grant children in Family Centered Services/Alternative Care/Children's Treatment Services/Intensive In-Home Services, Adoption Subsidy, Income Maintenance unduplicated within each fund, across funds and county

RALLS

QUICK FACTS ABOUT DSS IN



Ralls

SFY-2006

Medicaid/MC+

Number of people eligible for Medicaid/MC+ services	1,250
Medicaid/MC+ dollars spent in state fiscal year 2006 ⁽¹⁾	\$7.6 mil
Estimated portion of \$7.6 mil that was federal dollars	\$4.7 mil
Medicaid/MC+ dollars for inpatient hospital services ⁽²⁾	\$0.6 mil
Medicaid/MC+ dollars for physician services ⁽²⁾	\$0.6 mil
Medicaid/MC+ dollars for nursing home services ⁽²⁾	\$0.8 mil
Medicaid/MC+ dollars for pharmacy services ⁽²⁾	\$2.0 mil
Medicaid/MC+ dollars for managed care payments	NA

Family Support

Child support collections (IV-D and non-IV-D) ⁽³⁾	\$1.3 mil
Average monthly temporary assistance families	40
Total temporary assistance payments	\$0.1 mil
Average monthly food stamp benefit recipients	959
Total food stamp benefits received	\$0.8 mil

Child Welfare

Children involved in hotline reports	152
Children with substantiated abuse or neglect	8
Children with family assessments	85
Children in custody during SFY-2006	6
Average monthly children in custody	5
Children adopted	0
Total Children's Services expenditures	\$38,372
Average monthly children receiving subsidized child care ⁽⁴⁾	25
Child care expenditures ⁽⁴⁾	\$42,583

Youth Services

Youths committed	0
Average monthly youths in DYS custody	2

(1) Excludes Buy-In

(2) Fee for service only

(3) Distributed collections

(4) Includes subsidized block grant children in Family Centered Services/Alternative Care/Children's Treatment Services/Intensive In-Home Services, Adoption Subsidy, Income Maintenance unduplicated within each fund, across funds and county

RANDOLPH

QUICK FACTS ABOUT DSS IN



Randolph

SFY-2006

Medicaid/MC+

Number of people eligible for Medicaid/MC+ services	5,138
Medicaid/MC+ dollars spent in state fiscal year 2006 ⁽¹⁾	\$31.1 mil
Estimated portion of \$31.1 mil that was federal dollars	\$19.2 mil
Medicaid/MC+ dollars for inpatient hospital services ⁽²⁾	\$1.9 mil
Medicaid/MC+ dollars for physician services ⁽²⁾	\$1.3 mil
Medicaid/MC+ dollars for nursing home services ⁽²⁾	\$6.4 mil
Medicaid/MC+ dollars for pharmacy services ⁽²⁾	\$6.0 mil
Medicaid/MC+ dollars for managed care payments	\$ 7.8 mil

Family Support

Child support collections (IV-D and non-IV-D) ⁽³⁾	\$3.8 mil
Average monthly temporary assistance families	243
Total temporary assistance payments	\$0.7 mil
Average monthly food stamp benefit recipients	4,578
Total food stamp benefits received	\$3.9 mil

Child Welfare

Children involved in hotline reports	467
Children with substantiated abuse or neglect	69
Children with family assessments	275
Children in custody during SFY-2006	108
Average monthly children in custody	71
Children adopted	8
Total Children's Services expenditures	\$1.0 mil
Average monthly children receiving subsidized child care ⁽⁴⁾	288
Child care expenditures ⁽⁴⁾	\$0.7 mil

Youth Services

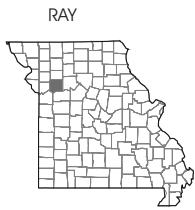
Youths committed	3
Average monthly youths in DYS custody	6

(1) Excludes Buy-In

(2) Fee for service only

(3) Distributed collections

(4) Includes subsidized block grant children in Family Centered Services/Alternative Care/Children's Treatment Services/Intensive In-Home Services, Adoption Subsidy, Income Maintenance unduplicated within each fund, across funds and county



QUICK FACTS ABOUT DSS IN

Ray

SFY-2006

Medicaid/MC+

Number of people eligible for Medicaid/MC+ services	2,915
Medicaid/MC+ dollars spent in state fiscal year 2006 ⁽¹⁾	\$16.4 mil
Estimated portion of \$16.4 mil that was federal dollars	\$10.1 mil
Medicaid/MC+ dollars for inpatient hospital services ⁽²⁾	\$1.0 mil
Medicaid/MC+ dollars for physician services ⁽²⁾	\$0.6 mil
Medicaid/MC+ dollars for nursing home services ⁽²⁾	\$3.3 mil
Medicaid/MC+ dollars for pharmacy services ⁽²⁾	\$2.4 mil
Medicaid/MC+ dollars for managed care payments	\$ 4.7 mil

Family Support

Child support collections (IV-D and non-IV-D) ⁽³⁾	\$3.8 mil
Average monthly temporary assistance families	179
Total temporary assistance payments	\$0.5 mil
Average monthly food stamp benefit recipients	2,519
Total food stamp benefits received	\$2.1 mil

Child Welfare

Children involved in hotline reports	339
Children with substantiated abuse or neglect	25
Children with family assessments	223
Children in custody during SFY-2006	21
Average monthly children in custody	18
Children adopted	6
Total Children's Services expenditures	\$0.4 mil
Average monthly children receiving subsidized child care ⁽⁴⁾	89
Child care expenditures ⁽⁴⁾	\$0.3 mil

Youth Services

Youths committed	9
Average monthly youths in DYS custody	14

(1) Excludes Buy-In

(2) Fee for service only

(3) Distributed collections

(4) Includes subsidized block grant children in Family Centered Services/Alternative Care/Children's Treatment Services/Intensive In-Home Services, Adoption Subsidy, Income Maintenance unduplicated within each fund, across funds and county

REYNOLDS

QUICK FACTS ABOUT DSS IN



Reynolds

SFY-2006

Medicaid/MC+

Number of people eligible for Medicaid/MC+ services	1,954
Medicaid/MC+ dollars spent in state fiscal year 2006 ⁽¹⁾	\$17.7 mil
Estimated portion of \$17.7 mil that was federal dollars	\$10.9 mil
Medicaid/MC+ dollars for inpatient hospital services ⁽²⁾	\$1.9 mil
Medicaid/MC+ dollars for physician services ⁽²⁾	\$1.9 mil
Medicaid/MC+ dollars for nursing home services ⁽²⁾	\$0.9 mil
Medicaid/MC+ dollars for pharmacy services ⁽²⁾	\$3.9 mil
Medicaid/MC+ dollars for managed care payments	NA

Family Support

Child support collections (IV-D and non-IV-D) ⁽³⁾	\$0.8 mil
Average monthly temporary assistance families	57
Total temporary assistance payments	\$0.2 mil
Average monthly food stamp benefit recipients	1,663
Total food stamp benefits received	\$1.3 mil

Child Welfare

Children involved in hotline reports	120
Children with substantiated abuse or neglect	5
Children with family assessments	66
Children in custody during SFY-2006	22
Average monthly children in custody	14
Children adopted	0
Total Children's Services expenditures	\$0.2 mil
Average monthly children receiving subsidized child care ⁽⁴⁾	28
Child care expenditures ⁽⁴⁾	\$0.1 mil

Youth Services

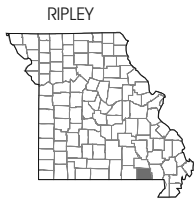
Youths committed	0
Average monthly youths in DYS custody	2

(1) Excludes Buy-In

(2) Fee for service only

(3) Distributed collections

(4) Includes subsidized block grant children in Family Centered Services/Alternative Care/Children's Treatment Services/Intensive In-Home Services, Adoption Subsidy, Income Maintenance unduplicated within each fund, across funds and county



QUICK FACTS ABOUT DSS IN

Ripley

SFY-2006

Medicaid/MC+

Number of people eligible for Medicaid/MC+ services	4,901
Medicaid/MC+ dollars spent in state fiscal year 2006 ⁽¹⁾	\$30.9 mil
Estimated portion of \$30.9 mil that was federal dollars	\$19.1 mil
Medicaid/MC+ dollars for inpatient hospital services ⁽²⁾	\$2.9 mil
Medicaid/MC+ dollars for physician services ⁽²⁾	\$4.9 mil
Medicaid/MC+ dollars for nursing home services ⁽²⁾	\$1.8 mil
Medicaid/MC+ dollars for pharmacy services ⁽²⁾	\$8.7 mil
Medicaid/MC+ dollars for managed care payments	NA

Family Support

Child support collections (IV-D and non-IV-D) ⁽³⁾	\$1.6 mil
Average monthly temporary assistance families	187
Total temporary assistance payments	\$0.5 mil
Average monthly food stamp benefit recipients	4,276
Total food stamp benefits received	\$3.4 mil

Child Welfare

Children involved in hotline reports	368
Children with substantiated abuse or neglect	26
Children with family assessments	230
Children in custody during SFY-2006	42
Average monthly children in custody	28
Children adopted	2
Total Children's Services expenditures	\$0.5 mil
Average monthly children receiving subsidized child care ⁽⁴⁾	117
Child care expenditures ⁽⁴⁾	\$0.2 mil

Youth Services

Youths committed	5
Average monthly youths in DYS custody	6

(1) Excludes Buy-In

(2) Fee for service only

(3) Distributed collections

(4) Includes subsidized block grant children in Family Centered Services/Alternative Care/Children's Treatment Services/Intensive In-Home Services, Adoption Subsidy, Income Maintenance unduplicated within each fund, across funds and county

SALINE

QUICK FACTS ABOUT DSS IN



Saline

SFY-2006

Medicaid/MC+

Number of people eligible for Medicaid/MC+ services	4,405
Medicaid/MC+ dollars spent in state fiscal year 2006 ⁽¹⁾	\$49.5 mil
Estimated portion of \$49.5 mil that was federal dollars	\$30.5 mil
Medicaid/MC+ dollars for inpatient hospital services ⁽²⁾	\$1.8 mil
Medicaid/MC+ dollars for physician services ⁽²⁾	\$1.2 mil
Medicaid/MC+ dollars for nursing home services ⁽²⁾	\$4.5 mil
Medicaid/MC+ dollars for pharmacy services ⁽²⁾	\$5.5 mil
Medicaid/MC+ dollars for managed care payments	\$ 6.5 mil

Family Support

Child support collections (IV-D and non-IV-D) ⁽³⁾	\$3.4 mil
Average monthly temporary assistance families	216
Total temporary assistance payments	\$0.6 mil
Average monthly food stamp benefit recipients	3,515
Total food stamp benefits received	\$2.8 mil

Child Welfare

Children involved in hotline reports	364
Children with substantiated abuse or neglect	84
Children with family assessments	230
Children in custody during SFY-2006	88
Average monthly children in custody	48
Children adopted	18
Total Children's Services expenditures	\$1.3 mil
Average monthly children receiving subsidized child care ⁽⁴⁾	141
Child care expenditures ⁽⁴⁾	\$0.4 mil

Youth Services

Youths committed	5
Average monthly youths in DYS custody	8

(1) Excludes Buy-In

(2) Fee for service only

(3) Distributed collections

(4) Includes subsidized block grant children in Family Centered Services/Alternative Care/Children's Treatment Services/Intensive In-Home Services, Adoption Subsidy, Income Maintenance unduplicated within each fund, across funds and county

SCHUYLER

QUICK FACTS ABOUT DSS IN



Schuyler

SFY-2006

Medicaid/MC+

Number of people eligible for Medicaid/MC+ services	787
Medicaid/MC+ dollars spent in state fiscal year 2006 ⁽¹⁾	\$4.5 mil
Estimated portion of \$4.5 mil that was federal dollars	\$2.8 mil
Medicaid/MC+ dollars for inpatient hospital services ⁽²⁾	\$0.4 mil
Medicaid/MC+ dollars for physician services ⁽²⁾	\$0.6 mil
Medicaid/MC+ dollars for nursing home services ⁽²⁾	\$0.7 mil
Medicaid/MC+ dollars for pharmacy services ⁽²⁾	\$1.2 mil
Medicaid/MC+ dollars for managed care payments	NA

Family Support

Child support collections (IV-D and non-IV-D) ⁽³⁾	\$0.6 mil
Average monthly temporary assistance families	9
Total temporary assistance payments	\$23,556
Average monthly food stamp benefit recipients	527
Total food stamp benefits received	\$0.4 mil

Child Welfare

Children involved in hotline reports	35
Children with substantiated abuse or neglect	0
Children with family assessments	26
Children in custody during SFY-2006	22
Average monthly children in custody	16
Children adopted	0
Total Children's Services expenditures	\$0.2 mil
Average monthly children receiving subsidized child care ⁽⁴⁾	11
Child care expenditures ⁽⁴⁾	\$22,065

Youth Services

Youths committed	0
Average monthly youths in DYS custody	0

(1) Excludes Buy-In

(2) Fee for service only

(3) Distributed collections

(4) Includes subsidized block grant children in Family Centered Services/Alternative Care/Children's Treatment Services/Intensive In-Home Services, Adoption Subsidy, Income Maintenance unduplicated within each fund, across funds and county



QUICK FACTS ABOUT DSS IN

Scotland

SFY-2006

Medicaid/MC+

Number of people eligible for Medicaid/MC+ services	720
Medicaid/MC+ dollars spent in state fiscal year 2006 ⁽¹⁾	\$4.7 mil
Estimated portion of \$4.7 mil that was federal dollars	\$2.9 mil
Medicaid/MC+ dollars for inpatient hospital services ⁽²⁾	\$0.4 mil
Medicaid/MC+ dollars for physician services ⁽²⁾	\$0.5 mil
Medicaid/MC+ dollars for nursing home services ⁽²⁾	\$1.5 mil
Medicaid/MC+ dollars for pharmacy services ⁽²⁾	\$1.0 mil
Medicaid/MC+ dollars for managed care payments	NA

Family Support

Child support collections (IV-D and non-IV-D) ⁽³⁾	\$0.6 mil
Average monthly temporary assistance families	13
Total temporary assistance payments	\$33,888
Average monthly food stamp benefit recipients	418
Total food stamp benefits received	\$0.3 mil

Child Welfare

Children involved in hotline reports	49
Children with substantiated abuse or neglect	5
Children with family assessments	28
Children in custody during SFY-2006	15
Average monthly children in custody	8
Children adopted	1
Total Children's Services expenditures	\$0.2 mil
Average monthly children receiving subsidized child care ⁽⁴⁾	24
Child care expenditures ⁽⁴⁾	\$0.1 mil

Youth Services

Youths committed	0
Average monthly youths in DYS custody	0

(1) Excludes Buy-In

(2) Fee for service only

(3) Distributed collections

(4) Includes subsidized block grant children in Family Centered Services/Alternative Care/Children's Treatment Services/Intensive In-Home Services, Adoption Subsidy, Income Maintenance unduplicated within each fund, across funds and county



QUICK FACTS ABOUT DSS IN

Scott

SFY-2006

Medicaid/MC+

Number of people eligible for Medicaid/MC+ services	10,148
Medicaid/MC+ dollars spent in state fiscal year 2006 ⁽¹⁾	\$64.1 mil
Estimated portion of \$64.1 mil that was federal dollars	\$39.5 mil
Medicaid/MC+ dollars for inpatient hospital services ⁽²⁾	\$7.2 mil
Medicaid/MC+ dollars for physician services ⁽²⁾	\$6.7 mil
Medicaid/MC+ dollars for nursing home services ⁽²⁾	\$7.7 mil
Medicaid/MC+ dollars for pharmacy services ⁽²⁾	\$16.4 mil
Medicaid/MC+ dollars for managed care payments	NA

Family Support

Child support collections (IV-D and non-IV-D) ⁽³⁾	\$7.0 mil
Average monthly temporary assistance families	606
Total temporary assistance payments	\$1.6 mil
Average monthly food stamp benefit recipients	9,305
Total food stamp benefits received	\$7.8 mil

Child Welfare

Children involved in hotline reports	671
Children with substantiated abuse or neglect	85
Children with family assessments	377
Children in custody during SFY-2006	117
Average monthly children in custody	67
Children adopted	8
Total Children's Services expenditures	\$1.4 mil
Average monthly children receiving subsidized child care ⁽⁴⁾	499
Child care expenditures ⁽⁴⁾	\$1.0 mil

Youth Services

Youths committed	26
Average monthly youths in DYS custody	45

(1) Excludes Buy-In

(2) Fee for service only

(3) Distributed collections

(4) Includes subsidized block grant children in Family Centered Services/Alternative Care/Children's Treatment Services/Intensive In-Home Services, Adoption Subsidy, Income Maintenance unduplicated within each fund, across funds and county

SHANNON



QUICK FACTS ABOUT DSS IN

Shannon

SFY-2006

Medicaid/MC+

Number of people eligible for Medicaid/MC+ services	2,547
Medicaid/MC+ dollars spent in state fiscal year 2006 ⁽¹⁾	\$11.6 mil
Estimated portion of \$11.6 mil that was federal dollars	\$7.2 mil
Medicaid/MC+ dollars for inpatient hospital services ⁽²⁾	\$1.1 mil
Medicaid/MC+ dollars for physician services ⁽²⁾	\$1.7 mil
Medicaid/MC+ dollars for nursing home services ⁽²⁾	\$1.3 mil
Medicaid/MC+ dollars for pharmacy services ⁽²⁾	\$3.4 mil
Medicaid/MC+ dollars for managed care payments	NA

Family Support

Child support collections (IV-D and non-IV-D) ⁽³⁾	\$0.8 mil
Average monthly temporary assistance families	64
Total temporary assistance payments	\$0.2 mil
Average monthly food stamp benefit recipients	2,158
Total food stamp benefits received	\$1.7 mil

Child Welfare

Children involved in hotline reports	124
Children with substantiated abuse or neglect	8
Children with family assessments	81
Children in custody during SFY-2006	24
Average monthly children in custody	16
Children adopted	4
Total Children's Services expenditures	\$0.5 mil
Average monthly children receiving subsidized child care ⁽⁴⁾	16
Child care expenditures ⁽⁴⁾	\$35,361

Youth Services

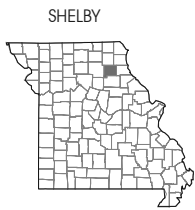
Youths committed	1
Average monthly youths in DYS custody	0

(1) Excludes Buy-In

(2) Fee for service only

(3) Distributed collections

(4) Includes subsidized block grant children in Family Centered Services/Alternative Care/Children's Treatment Services/Intensive In-Home Services, Adoption Subsidy, Income Maintenance unduplicated within each fund, across funds and county



QUICK FACTS ABOUT DSS IN

Shelby

SFY-2006

Medicaid/MC+

Number of people eligible for Medicaid/MC+ services	1,194
Medicaid/MC+ dollars spent in state fiscal year 2006 ⁽¹⁾	\$7.7 mil
Estimated portion of \$7.7 mil that was federal dollars	\$4.7 mil
Medicaid/MC+ dollars for inpatient hospital services ⁽²⁾	\$0.9 mil
Medicaid/MC+ dollars for physician services ⁽²⁾	\$0.8 mil
Medicaid/MC+ dollars for nursing home services ⁽²⁾	\$1.8 mil
Medicaid/MC+ dollars for pharmacy services ⁽²⁾	\$1.8 mil
Medicaid/MC+ dollars for managed care payments	NA

Family Support

Child support collections (IV-D and non-IV-D) ⁽³⁾	\$0.8 mil
Average monthly temporary assistance families	35
Total temporary assistance payments	\$0.1 mil
Average monthly food stamp benefit recipients	834
Total food stamp benefits received	\$0.7 mil

Child Welfare

Children involved in hotline reports	107
Children with substantiated abuse or neglect	20
Children with family assessments	51
Children in custody during SFY-2006	42
Average monthly children in custody	30
Children adopted	9
Total Children's Services expenditures	\$0.3 mil
Average monthly children receiving subsidized child care ⁽⁴⁾	39
Child care expenditures ⁽⁴⁾	\$0.1 mil

Youth Services

Youths committed	3
Average monthly youths in DYS custody	3

(1) Excludes Buy-In

(2) Fee for service only

(3) Distributed collections

(4) Includes subsidized block grant children in Family Centered Services/Alternative Care/Children's Treatment Services/Intensive In-Home Services, Adoption Subsidy, Income Maintenance unduplicated within each fund, across funds and county



QUICK FACTS ABOUT DSS IN

St. Charles

SFY-2006

Medicaid/MC+

Number of people eligible for Medicaid/MC+ services	18,224
Medicaid/MC+ dollars spent in state fiscal year 2006 ⁽¹⁾	\$116.1 mil
Estimated portion of \$116.1 mil that was federal dollars	\$71.6 mil
Medicaid/MC+ dollars for inpatient hospital services ⁽²⁾	\$8.3 mil
Medicaid/MC+ dollars for physician services ⁽²⁾	\$3.3 mil
Medicaid/MC+ dollars for nursing home services ⁽²⁾	\$13.5 mil
Medicaid/MC+ dollars for pharmacy services ⁽²⁾	\$15.3 mil
Medicaid/MC+ dollars for managed care payments	\$ 28.8 mil

Family Support

Child support collections (IV-D and non-IV-D) ⁽³⁾	\$27.3 mil
Average monthly temporary assistance families	849
Total temporary assistance payments	\$2.4 mil
Average monthly food stamp benefit recipients	14,062
Total food stamp benefits received	\$14.3 mil

Child Welfare

Children involved in hotline reports	2,292
Children with substantiated abuse or neglect	188
Children with family assessments	1,235
Children in custody during SFY-2006	271
Average monthly children in custody	166
Children adopted	29
Total Children's Services expenditures	\$3.1 mil
Average monthly children receiving subsidized child care ⁽⁴⁾	1,110
Child care expenditures ⁽⁴⁾	\$4.2 mil

Youth Services

Youths committed	39
Average monthly youths in DYS custody	71

(1) Excludes Buy-In

(2) Fee for service only

(3) Distributed collections

(4) Includes subsidized block grant children in Family Centered Services/Alternative Care/Children's Treatment Services/Intensive In-Home Services, Adoption Subsidy, Income Maintenance unduplicated within each fund, across funds and county



QUICK FACTS ABOUT DSS IN

St. Clair

SFY-2006

Medicaid/MC+

Number of people eligible for Medicaid/MC+ services	2,098
Medicaid/MC+ dollars spent in state fiscal year 2006 ⁽¹⁾	\$11.9 mil
Estimated portion of \$11.9 mil that was federal dollars	\$7.3 mil
Medicaid/MC+ dollars for inpatient hospital services ⁽²⁾	\$1.0 mil
Medicaid/MC+ dollars for physician services ⁽²⁾	\$0.6 mil
Medicaid/MC+ dollars for nursing home services ⁽²⁾	\$2.1 mil
Medicaid/MC+ dollars for pharmacy services ⁽²⁾	\$2.1 mil
Medicaid/MC+ dollars for managed care payments	\$ 2.8 mil

Family Support

Child support collections (IV-D and non-IV-D) ⁽³⁾	\$0.9 mil
Average monthly temporary assistance families	74
Total temporary assistance payments	\$0.2 mil
Average monthly food stamp benefit recipients	1,867
Total food stamp benefits received	\$1.6 mil

Child Welfare

Children involved in hotline reports	202
Children with substantiated abuse or neglect	15
Children with family assessments	108
Children in custody during SFY-2006	40
Average monthly children in custody	24
Children adopted	6
Total Children's Services expenditures	\$0.8 mil
Average monthly children receiving subsidized child care ⁽⁴⁾	15
Child care expenditures ⁽⁴⁾	\$25,013

Youth Services

Youths committed	1
Average monthly youths in DYS custody	1

(1) Excludes Buy-In

(2) Fee for service only

(3) Distributed collections

(4) Includes subsidized block grant children in Family Centered Services/Alternative Care/Children's Treatment Services/Intensive In-Home Services, Adoption Subsidy, Income Maintenance unduplicated within each fund, across funds and county

ST. FRANCOIS

QUICK FACTS ABOUT DSS IN



St. Francois

SFY-2006

Medicaid/MC+

Number of people eligible for Medicaid/MC+ services	11,889
Medicaid/MC+ dollars spent in state fiscal year 2006 ⁽¹⁾	\$73.2 mil
Estimated portion of \$73.2 mil that was federal dollars	\$45.1 mil
Medicaid/MC+ dollars for inpatient hospital services ⁽²⁾	\$4.5 mil
Medicaid/MC+ dollars for physician services ⁽²⁾	\$3.2 mil
Medicaid/MC+ dollars for nursing home services ⁽²⁾	\$9.9 mil
Medicaid/MC+ dollars for pharmacy services ⁽²⁾	\$16.2 mil
Medicaid/MC+ dollars for managed care payments	\$ 15.2 mil

Family Support

Child support collections (IV-D and non-IV-D) ⁽³⁾	\$8.4 mil
Average monthly temporary assistance families	621
Total temporary assistance payments	\$1.7 mil
Average monthly food stamp benefit recipients	11,030
Total food stamp benefits received	\$9.5 mil

Child Welfare

Children involved in hotline reports	1,029
Children with substantiated abuse or neglect	100
Children with family assessments	526
Children in custody during SFY-2006	175
Average monthly children in custody	123
Children adopted	49
Total Children's Services expenditures	\$2.4 mil
Average monthly children receiving subsidized child care ⁽⁴⁾	486
Child care expenditures ⁽⁴⁾	\$1.1 mil

Youth Services

Youths committed	33
Average monthly youths in DYS custody	39

(1) Excludes Buy-In

(2) Fee for service only

(3) Distributed collections

(4) Includes subsidized block grant children in Family Centered Services/Alternative Care/Children's Treatment Services/Intensive In-Home Services, Adoption Subsidy, Income Maintenance unduplicated within each fund, across funds and county



QUICK FACTS ABOUT DSS IN

St. Louis

SFY-2006

Medicaid/MC+

Number of people eligible for Medicaid/MC+ services	102,270
Medicaid/MC+ dollars spent in state fiscal year 2006 ⁽¹⁾	\$607.8 mil
Estimated portion of \$607.8 mil that was federal dollars	\$374.8 mil
Medicaid/MC+ dollars for inpatient hospital services ⁽²⁾	\$54.2 mil
Medicaid/MC+ dollars for physician services ⁽²⁾	\$23.3 mil
Medicaid/MC+ dollars for nursing home services ⁽²⁾	\$125.8 mil
Medicaid/MC+ dollars for pharmacy services ⁽²⁾	\$75.8 mil
Medicaid/MC+ dollars for managed care payments	\$ 150.0 mil

Family Support

Child support collections (IV-D and non-IV-D) ⁽³⁾	\$101.2 mil
Average monthly temporary assistance families	5,712
Total temporary assistance payments	\$16.1 mil
Average monthly food stamp benefit recipients	85,425
Total food stamp benefits received	\$87.2 mil

Child Welfare

Children involved in hotline reports	6,444
Children with substantiated abuse or neglect	548
Children with family assessments	3,474
Children in custody during SFY-2006	1,636
Average monthly children in custody	1,080
Children adopted	99
Total Children's Services expenditures	\$18.4 mil
Average monthly children receiving subsidized child care ⁽⁴⁾	8,928
Child care expenditures ⁽⁴⁾	\$37.0 mil

Youth Services

Youths committed	84
Average monthly youths in DYS custody	89

(1) Excludes Buy-In

(2) Fee for service only

(3) Distributed collections

(4) Includes subsidized block grant children in Family Centered Services/Alternative Care/Children's Treatment Services/Intensive In-Home Services, Adoption Subsidy, Income Maintenance unduplicated within each fund, across funds and county



QUICK FACTS ABOUT DSS IN

St. Louis City

SFY-2006

Medicaid/MC+

Number of people eligible for Medicaid/MC+ services	100,390
Medicaid/MC+ dollars spent in state fiscal year 2006 ⁽¹⁾	\$517.4 mil
Estimated portion of \$517.4 mil that was federal dollars	\$319.1 mil
Medicaid/MC+ dollars for inpatient hospital services ⁽²⁾	\$70.9 mil
Medicaid/MC+ dollars for physician services ⁽²⁾	\$27.7 mil
Medicaid/MC+ dollars for nursing home services ⁽²⁾	\$50.2 mil
Medicaid/MC+ dollars for pharmacy services ⁽²⁾	\$80.2 mil
Medicaid/MC+ dollars for managed care payments	\$ 143.4 mil

Family Support

Child support collections (IV-D and non-IV-D) ⁽³⁾	\$55.5 mil
Average monthly temporary assistance families	7,758
Total temporary assistance payments	\$22.1 mil
Average monthly food stamp benefit recipients	106,011
Total food stamp benefits received	\$114.1 mil

Child Welfare

Children involved in hotline reports	5,530
Children with substantiated abuse or neglect	569
Children with family assessments	2,662
Children in custody during SFY-2006	1,877
Average monthly children in custody	1,442
Children adopted	131
Total Children's Services expenditures	\$32.3 mil
Average monthly children receiving subsidized child care ⁽⁴⁾	9,479
Child care expenditures ⁽⁴⁾	\$40.8 mil

Youth Services

Youths committed	126
Average monthly youths in DYS custody	174

(1) Excludes Buy-In

(2) Fee for service only

(3) Distributed collections

(4) Includes subsidized block grant children in Family Centered Services/Alternative Care/Children's Treatment Services/Intensive In-Home Services, Adoption Subsidy, Income Maintenance unduplicated within each fund, across funds and county



QUICK FACTS ABOUT DSS IN

Ste. Genevieve

SFY-2006

Medicaid/MC+

Number of people eligible for Medicaid/MC+ services	2,192
Medicaid/MC+ dollars spent in state fiscal year 2006 ⁽¹⁾	\$12.7 mil
Estimated portion of \$12.7 mil that was federal dollars	\$7.8 mil
Medicaid/MC+ dollars for inpatient hospital services ⁽²⁾	\$0.8 mil
Medicaid/MC+ dollars for physician services ⁽²⁾	\$0.6 mil
Medicaid/MC+ dollars for nursing home services ⁽²⁾	\$1.8 mil
Medicaid/MC+ dollars for pharmacy services ⁽²⁾	\$2.6 mil
Medicaid/MC+ dollars for managed care payments	\$ 2.8 mil

Family Support

Child support collections (IV-D and non-IV-D) ⁽³⁾	\$1.9 mil
Average monthly temporary assistance families	73
Total temporary assistance payments	\$0.2 mil
Average monthly food stamp benefit recipients	1,875
Total food stamp benefits received	\$1.6 mil

Child Welfare

Children involved in hotline reports	164
Children with substantiated abuse or neglect	12
Children with family assessments	105
Children in custody during SFY-2006	14
Average monthly children in custody	10
Children adopted	0
Total Children's Services expenditures	\$0.2 mil
Average monthly children receiving subsidized child care ⁽⁴⁾	94
Child care expenditures ⁽⁴⁾	\$0.2 mil

Youth Services

Youths committed	4
Average monthly youths in DYS custody	5

(1) Excludes Buy-In

(2) Fee for service only

(3) Distributed collections

(4) Includes subsidized block grant children in Family Centered Services/Alternative Care/Children's Treatment Services/Intensive In-Home Services, Adoption Subsidy, Income Maintenance unduplicated within each fund, across funds and county

STODDARD

QUICK FACTS ABOUT DSS IN



Stoddard

SFY-2006

Medicaid/MC+

Number of people eligible for Medicaid/MC+ services	7,045
Medicaid/MC+ dollars spent in state fiscal year 2006 ⁽¹⁾	\$47.3 mil
Estimated portion of \$47.3 mil that was federal dollars	\$29.2 mil
Medicaid/MC+ dollars for inpatient hospital services ⁽²⁾	\$4.9 mil
Medicaid/MC+ dollars for physician services ⁽²⁾	\$5.9 mil
Medicaid/MC+ dollars for nursing home services ⁽²⁾	\$7.1 mil
Medicaid/MC+ dollars for pharmacy services ⁽²⁾	\$13.0 mil
Medicaid/MC+ dollars for managed care payments	NA

Family Support

Child support collections (IV-D and non-IV-D) ⁽³⁾	\$4.2 mil
Average monthly temporary assistance families	262
Total temporary assistance payments	\$0.7 mil
Average monthly food stamp benefit recipients	5,508
Total food stamp benefits received	\$4.4 mil

Child Welfare

Children involved in hotline reports	455
Children with substantiated abuse or neglect	109
Children with family assessments	242
Children in custody during SFY-2006	414
Average monthly children in custody	220
Children adopted	7
Total Children's Services expenditures	\$1.6 mil
Average monthly children receiving subsidized child care ⁽⁴⁾	140
Child care expenditures ⁽⁴⁾	\$0.3 mil

Youth Services

Youths committed	6
Average monthly youths in DYS custody	6

(1) Excludes Buy-In

(2) Fee for service only

(3) Distributed collections

(4) Includes subsidized block grant children in Family Centered Services/Alternative Care/Children's Treatment Services/Intensive In-Home Services, Adoption Subsidy, Income Maintenance unduplicated within each fund, across funds and county



QUICK FACTS ABOUT DSS IN

Stone

SFY-2006

Medicaid/MC+

Number of people eligible for Medicaid/MC+ services	5,207
Medicaid/MC+ dollars spent in state fiscal year 2006 ⁽¹⁾	\$23.7 mil
Estimated portion of \$23.7 mil that was federal dollars	\$14.6 mil
Medicaid/MC+ dollars for inpatient hospital services ⁽²⁾	\$2.9 mil
Medicaid/MC+ dollars for physician services ⁽²⁾	\$3.0 mil
Medicaid/MC+ dollars for nursing home services ⁽²⁾	\$3.4 mil
Medicaid/MC+ dollars for pharmacy services ⁽²⁾	\$7.5 mil
Medicaid/MC+ dollars for managed care payments	NA

Family Support

Child support collections (IV-D and non-IV-D) ⁽³⁾	\$2.8 mil
Average monthly temporary assistance families	137
Total temporary assistance payments	\$0.4 mil
Average monthly food stamp benefit recipients	4,324
Total food stamp benefits received	\$3.9 mil

Child Welfare

Children involved in hotline reports	457
Children with substantiated abuse or neglect	63
Children with family assessments	242
Children in custody during SFY-2006	126
Average monthly children in custody	92
Children adopted	6
Total Children's Services expenditures	\$1.2 mil
Average monthly children receiving subsidized child care ⁽⁴⁾	74
Child care expenditures ⁽⁴⁾	\$0.1 mil

Youth Services

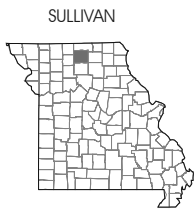
Youths committed	4
Average monthly youths in DYS custody	5

(1) Excludes Buy-In

(2) Fee for service only

(3) Distributed collections

(4) Includes subsidized block grant children in Family Centered Services/Alternative Care/Children's Treatment Services/Intensive In-Home Services, Adoption Subsidy, Income Maintenance unduplicated within each fund, across funds and county



QUICK FACTS ABOUT DSS IN

Sullivan

SFY-2006

Medicaid/MC+

Number of people eligible for Medicaid/MC+ services	1,375
Medicaid/MC+ dollars spent in state fiscal year 2006 ⁽¹⁾	\$9.4 mil
Estimated portion of \$9.4 mil that was federal dollars	\$5.8 mil
Medicaid/MC+ dollars for inpatient hospital services ⁽²⁾	\$1.2 mil
Medicaid/MC+ dollars for physician services ⁽²⁾	\$1.1 mil
Medicaid/MC+ dollars for nursing home services ⁽²⁾	\$1.9 mil
Medicaid/MC+ dollars for pharmacy services ⁽²⁾	\$2.3 mil
Medicaid/MC+ dollars for managed care payments	NA

Family Support

Child support collections (IV-D and non-IV-D) ⁽³⁾	\$0.9 mil
Average monthly temporary assistance families	40
Total temporary assistance payments	\$0.1 mil
Average monthly food stamp benefit recipients	1,064
Total food stamp benefits received	\$0.9 mil

Child Welfare

Children involved in hotline reports	117
Children with substantiated abuse or neglect	11
Children with family assessments	64
Children in custody during SFY-2006	20
Average monthly children in custody	11
Children adopted	1
Total Children's Services expenditures	\$0.1 mil
Average monthly children receiving subsidized child care ⁽⁴⁾	20
Child care expenditures ⁽⁴⁾	\$37,022

Youth Services

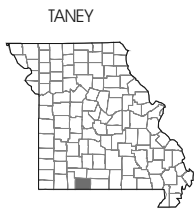
Youths committed	0
Average monthly youths in DYS custody	0

(1) Excludes Buy-In

(2) Fee for service only

(3) Distributed collections

(4) Includes subsidized block grant children in Family Centered Services/Alternative Care/Children's Treatment Services/Intensive In-Home Services, Adoption Subsidy, Income Maintenance unduplicated within each fund, across funds and county



QUICK FACTS ABOUT DSS IN

Taney

SFY-2006

Medicaid/MC+

Number of people eligible for Medicaid/MC+ services	7,657
Medicaid/MC+ dollars spent in state fiscal year 2006 ⁽¹⁾	\$35.1 mil
Estimated portion of \$35.1 mil that was federal dollars	\$21.7 mil
Medicaid/MC+ dollars for inpatient hospital services ⁽²⁾	\$4.8 mil
Medicaid/MC+ dollars for physician services ⁽²⁾	\$4.3 mil
Medicaid/MC+ dollars for nursing home services ⁽²⁾	\$4.5 mil
Medicaid/MC+ dollars for pharmacy services ⁽²⁾	\$9.8 mil
Medicaid/MC+ dollars for managed care payments	NA

Family Support

Child support collections (IV-D and non-IV-D) ⁽³⁾	\$5.0 mil
Average monthly temporary assistance families	189
Total temporary assistance payments	\$0.5 mil
Average monthly food stamp benefit recipients	6,150
Total food stamp benefits received	\$5.5 mil

Child Welfare

Children involved in hotline reports	898
Children with substantiated abuse or neglect	133
Children with family assessments	416
Children in custody during SFY-2006	251
Average monthly children in custody	154
Children adopted	6
Total Children's Services expenditures	\$2.0 mil
Average monthly children receiving subsidized child care ⁽⁴⁾	118
Child care expenditures ⁽⁴⁾	\$0.3 mil

Youth Services

Youths committed	16
Average monthly youths in DYS custody	17

(1) Excludes Buy-In

(2) Fee for service only

(3) Distributed collections

(4) Includes subsidized block grant children in Family Centered Services/Alternative Care/Children's Treatment Services/Intensive In-Home Services, Adoption Subsidy, Income Maintenance unduplicated within each fund, across funds and county



QUICK FACTS ABOUT DSS IN

Texas

SFY-2006

Medicaid/MC+

Number of people eligible for Medicaid/MC+ services	5,252
Medicaid/MC+ dollars spent in state fiscal year 2006 ⁽¹⁾	\$26.2 mil
Estimated portion of \$26.2 mil that was federal dollars	\$16.2 mil
Medicaid/MC+ dollars for inpatient hospital services ⁽²⁾	\$2.4 mil
Medicaid/MC+ dollars for physician services ⁽²⁾	\$3.3 mil
Medicaid/MC+ dollars for nursing home services ⁽²⁾	\$4.3 mil
Medicaid/MC+ dollars for pharmacy services ⁽²⁾	\$7.2 mil
Medicaid/MC+ dollars for managed care payments	NA

Family Support

Child support collections (IV-D and non-IV-D) ⁽³⁾	\$2.3 mil
Average monthly temporary assistance families	214
Total temporary assistance payments	\$0.6 mil
Average monthly food stamp benefit recipients	4,566
Total food stamp benefits received	\$3.7 mil

Child Welfare

Children involved in hotline reports	600
Children with substantiated abuse or neglect	96
Children with family assessments	304
Children in custody during SFY-2006	137
Average monthly children in custody	72
Children adopted	6
Total Children's Services expenditures	\$0.8 mil
Average monthly children receiving subsidized child care ⁽⁴⁾	85
Child care expenditures ⁽⁴⁾	\$0.2 mil

Youth Services

Youths committed	10
Average monthly youths in DYS custody	9

(1) Excludes Buy-In

(2) Fee for service only

(3) Distributed collections

(4) Includes subsidized block grant children in Family Centered Services/Alternative Care/Children's Treatment Services/Intensive In-Home Services, Adoption Subsidy, Income Maintenance unduplicated within each fund, across funds and county



QUICK FACTS ABOUT DSS IN

Vernon

SFY-2006

Medicaid/MC+

Number of people eligible for Medicaid/MC+ services	4,464
Medicaid/MC+ dollars spent in state fiscal year 2006 ⁽¹⁾	\$43.5 mil
Estimated portion of \$43.5 mil that was federal dollars	\$26.8 mil
Medicaid/MC+ dollars for inpatient hospital services ⁽²⁾	\$3.8 mil
Medicaid/MC+ dollars for physician services ⁽²⁾	\$2.5 mil
Medicaid/MC+ dollars for nursing home services ⁽²⁾	\$5.9 mil
Medicaid/MC+ dollars for pharmacy services ⁽²⁾	\$7.4 mil
Medicaid/MC+ dollars for managed care payments	NA

Family Support

Child support collections (IV-D and non-IV-D) ⁽³⁾	\$3.4 mil
Average monthly temporary assistance families	187
Total temporary assistance payments	\$0.5 mil
Average monthly food stamp benefit recipients	3,669
Total food stamp benefits received	\$3.0 mil

Child Welfare

Children involved in hotline reports	372
Children with substantiated abuse or neglect	28
Children with family assessments	247
Children in custody during SFY-2006	32
Average monthly children in custody	21
Children adopted	0
Total Children's Services expenditures	\$0.2 mil
Average monthly children receiving subsidized child care ⁽⁴⁾	112
Child care expenditures ⁽⁴⁾	\$0.2 mil

Youth Services

Youths committed	9
Average monthly youths in DYS custody	7

(1) Excludes Buy-In

(2) Fee for service only

(3) Distributed collections

(4) Includes subsidized block grant children in Family Centered Services/Alternative Care/Children's Treatment Services/Intensive In-Home Services, Adoption Subsidy, Income Maintenance unduplicated within each fund, across funds and county



QUICK FACTS ABOUT DSS IN

Warren

SFY-2006

Medicaid/MC+

Number of people eligible for Medicaid/MC+ services	3,547
Medicaid/MC+ dollars spent in state fiscal year 2006 ⁽¹⁾	\$18.9 mil
Estimated portion of \$18.9 mil that was federal dollars	\$11.7 mil
Medicaid/MC+ dollars for inpatient hospital services ⁽²⁾	\$1.0 mil
Medicaid/MC+ dollars for physician services ⁽²⁾	\$0.6 mil
Medicaid/MC+ dollars for nursing home services ⁽²⁾	\$0.9 mil
Medicaid/MC+ dollars for pharmacy services ⁽²⁾	\$3.0 mil
Medicaid/MC+ dollars for managed care payments	\$ 5.4 mil

Family Support

Child support collections (IV-D and non-IV-D) ⁽³⁾	\$2.6 mil
Average monthly temporary assistance families	131
Total temporary assistance payments	\$0.4 mil
Average monthly food stamp benefit recipients	3,126
Total food stamp benefits received	\$2.8 mil

Child Welfare

Children involved in hotline reports	410
Children with substantiated abuse or neglect	81
Children with family assessments	179
Children in custody during SFY-2006	126
Average monthly children in custody	84
Children adopted	12
Total Children's Services expenditures	\$0.7 mil
Average monthly children receiving subsidized child care ⁽⁴⁾	92
Child care expenditures ⁽⁴⁾	\$0.3 mil

Youth Services

Youths committed	6
Average monthly youths in DYS custody	9

(1) Excludes Buy-In

(2) Fee for service only

(3) Distributed collections

(4) Includes subsidized block grant children in Family Centered Services/Alternative Care/Children's Treatment Services/Intensive In-Home Services, Adoption Subsidy, Income Maintenance unduplicated within each fund, across funds and county

WASHINGTON



QUICK FACTS ABOUT DSS IN

Washington

SFY-2006

Medicaid/MC+

Number of people eligible for Medicaid/MC+ services	6,683
Medicaid/MC+ dollars spent in state fiscal year 2006 ⁽¹⁾	\$37.8 mil
Estimated portion of \$37.8 mil that was federal dollars	\$23.3 mil
Medicaid/MC+ dollars for inpatient hospital services ⁽²⁾	\$1.9 mil
Medicaid/MC+ dollars for physician services ⁽²⁾	\$2.0 mil
Medicaid/MC+ dollars for nursing home services ⁽²⁾	\$3.9 mil
Medicaid/MC+ dollars for pharmacy services ⁽²⁾	\$8.2 mil
Medicaid/MC+ dollars for managed care payments	\$ 8.9 mil

Family Support

Child support collections (IV-D and non-IV-D) ⁽³⁾	\$3.0 mil
Average monthly temporary assistance families	301
Total temporary assistance payments	\$0.8 mil
Average monthly food stamp benefit recipients	6,499
Total food stamp benefits received	\$5.7 mil

Child Welfare

Children involved in hotline reports	417
Children with substantiated abuse or neglect	39
Children with family assessments	203
Children in custody during SFY-2006	130
Average monthly children in custody	91
Children adopted	0
Total Children's Services expenditures	\$0.7 mil
Average monthly children receiving subsidized child care ⁽⁴⁾	181
Child care expenditures ⁽⁴⁾	\$0.4 mil

Youth Services

Youths committed	18
Average monthly youths in DYS custody	25

(1) Excludes Buy-In

(2) Fee for service only

(3) Distributed collections

(4) Includes subsidized block grant children in Family Centered Services/Alternative Care/Children's Treatment Services/Intensive In-Home Services, Adoption Subsidy, Income Maintenance unduplicated within each fund, across funds and county



QUICK FACTS ABOUT DSS IN

Wayne

SFY-2006

Medicaid/MC+

Number of people eligible for Medicaid/MC+ services	4,167
Medicaid/MC+ dollars spent in state fiscal year 2006 ⁽¹⁾	\$25.2 mil
Estimated portion of \$25.2 mil that was federal dollars	\$15.5 mil
Medicaid/MC+ dollars for inpatient hospital services ⁽²⁾	\$2.1 mil
Medicaid/MC+ dollars for physician services ⁽²⁾	\$3.5 mil
Medicaid/MC+ dollars for nursing home services ⁽²⁾	\$2.6 mil
Medicaid/MC+ dollars for pharmacy services ⁽²⁾	\$7.5 mil
Medicaid/MC+ dollars for managed care payments	NA

Family Support

Child support collections (IV-D and non-IV-D) ⁽³⁾	\$1.4 mil
Average monthly temporary assistance families	154
Total temporary assistance payments	\$0.4 mil
Average monthly food stamp benefit recipients	3,680
Total food stamp benefits received	\$2.9 mil

Child Welfare

Children involved in hotline reports	211
Children with substantiated abuse or neglect	11
Children with family assessments	120
Children in custody during SFY-2006	39
Average monthly children in custody	30
Children adopted	0
Total Children's Services expenditures	\$0.3 mil
Average monthly children receiving subsidized child care ⁽⁴⁾	82
Child care expenditures ⁽⁴⁾	\$0.2 mil

Youth Services

Youths committed	2
Average monthly youths in DYS custody	7

(1) Excludes Buy-In

(2) Fee for service only

(3) Distributed collections

(4) Includes subsidized block grant children in Family Centered Services/Alternative Care/Children's Treatment Services/Intensive In-Home Services, Adoption Subsidy, Income Maintenance unduplicated within each fund, across funds and county

WEBSTER

QUICK FACTS ABOUT DSS IN



Webster

SFY-2006

Medicaid/MC+

Number of people eligible for Medicaid/MC+ services	5,476
Medicaid/MC+ dollars spent in state fiscal year 2006 ⁽¹⁾	\$26.1 mil
Estimated portion of \$26.1 mil that was federal dollars	\$16.1 mil
Medicaid/MC+ dollars for inpatient hospital services ⁽²⁾	\$3.4 mil
Medicaid/MC+ dollars for physician services ⁽²⁾	\$3.0 mil
Medicaid/MC+ dollars for nursing home services ⁽²⁾	\$4.4 mil
Medicaid/MC+ dollars for pharmacy services ⁽²⁾	\$6.9 mil
Medicaid/MC+ dollars for managed care payments	NA

Family Support

Child support collections (IV-D and non-IV-D) ⁽³⁾	\$3.8 mil
Average monthly temporary assistance families	186
Total temporary assistance payments	\$0.5 mil
Average monthly food stamp benefit recipients	4,535
Total food stamp benefits received	\$3.9 mil

Child Welfare

Children involved in hotline reports	671
Children with substantiated abuse or neglect	75
Children with family assessments	356
Children in custody during SFY-2006	81
Average monthly children in custody	44
Children adopted	10
Total Children's Services expenditures	\$0.8 mil
Average monthly children receiving subsidized child care ⁽⁴⁾	119
Child care expenditures ⁽⁴⁾	\$0.3 mil

Youth Services

Youths committed	4
Average monthly youths in DYS custody	6

(1) Excludes Buy-In

(2) Fee for service only

(3) Distributed collections

(4) Includes subsidized block grant children in Family Centered Services/Alternative Care/Children's Treatment Services/Intensive In-Home Services, Adoption Subsidy, Income Maintenance unduplicated within each fund, across funds and county



QUICK FACTS ABOUT DSS IN

Worth

SFY-2006

Medicaid/MC+

Number of people eligible for Medicaid/MC+ services	355
Medicaid/MC+ dollars spent in state fiscal year 2006 ⁽¹⁾	\$1.8 mil
Estimated portion of \$1.8 mil that was federal dollars	\$1.1 mil
Medicaid/MC+ dollars for inpatient hospital services ⁽²⁾	\$0.1 mil
Medicaid/MC+ dollars for physician services ⁽²⁾	\$0.2 mil
Medicaid/MC+ dollars for nursing home services ⁽²⁾	\$0.6 mil
Medicaid/MC+ dollars for pharmacy services ⁽²⁾	\$0.4 mil
Medicaid/MC+ dollars for managed care payments	NA

Family Support

Child support collections (IV-D and non-IV-D) ⁽³⁾	\$0.3 mil
Average monthly temporary assistance families	5
Total temporary assistance payments	\$14,352
Average monthly food stamp benefit recipients	228
Total food stamp benefits received	\$0.2 mil

Child Welfare

Children involved in hotline reports	35
Children with substantiated abuse or neglect	2
Children with family assessments	30
Children in custody during SFY-2006	2
Average monthly children in custody	1
Children adopted	0
Total Children's Services expenditures	\$11,504
Average monthly children receiving subsidized child care ⁽⁴⁾	10
Child care expenditures ⁽⁴⁾	\$16,908

Youth Services

Youths committed	1
Average monthly youths in DYS custody	2

(1) Excludes Buy-In
 (2) Fee for service only
 (3) Distributed collections
 (4) Includes subsidized block grant children in Family Centered Services/Alternative Care/Children's Treatment Services/Intensive In-Home Services, Adoption Subsidy, Income Maintenance unduplicated within each fund, across funds and county

WRIGHT

QUICK FACTS ABOUT DSS IN



Wright

SFY-2006

Medicaid/MC+

Number of people eligible for Medicaid/MC+ services	5,048
Medicaid/MC+ dollars spent in state fiscal year 2006 ⁽¹⁾	\$23.7 mil
Estimated portion of \$23.7 mil that was federal dollars	\$14.6 mil
Medicaid/MC+ dollars for inpatient hospital services ⁽²⁾	\$2.3 mil
Medicaid/MC+ dollars for physician services ⁽²⁾	\$3.4 mil
Medicaid/MC+ dollars for nursing home services ⁽²⁾	\$3.2 mil
Medicaid/MC+ dollars for pharmacy services ⁽²⁾	\$7.0 mil
Medicaid/MC+ dollars for managed care payments	NA

Family Support

Child support collections (IV-D and non-IV-D) ⁽³⁾	\$2.2 mil
Average monthly temporary assistance families	222
Total temporary assistance payments	\$0.6 mil
Average monthly food stamp benefit recipients	4,549
Total food stamp benefits received	\$3.8 mil

Child Welfare

Children involved in hotline reports	561
Children with substantiated abuse or neglect	79
Children with family assessments	236
Children in custody during SFY-2006	48
Average monthly children in custody	31
Children adopted	3
Total Children's Services expenditures	\$0.5 mil
Average monthly children receiving subsidized child care ⁽⁴⁾	59
Child care expenditures ⁽⁴⁾	\$0.1 mil

Youth Services

Youths committed	4
Average monthly youths in DYS custody	5

(1) Excludes Buy-In

(2) Fee for service only

(3) Distributed collections

(4) Includes subsidized block grant children in Family Centered Services/Alternative Care/Children's Treatment Services/Intensive In-Home Services, Adoption Subsidy, Income Maintenance unduplicated within each fund, across funds and county