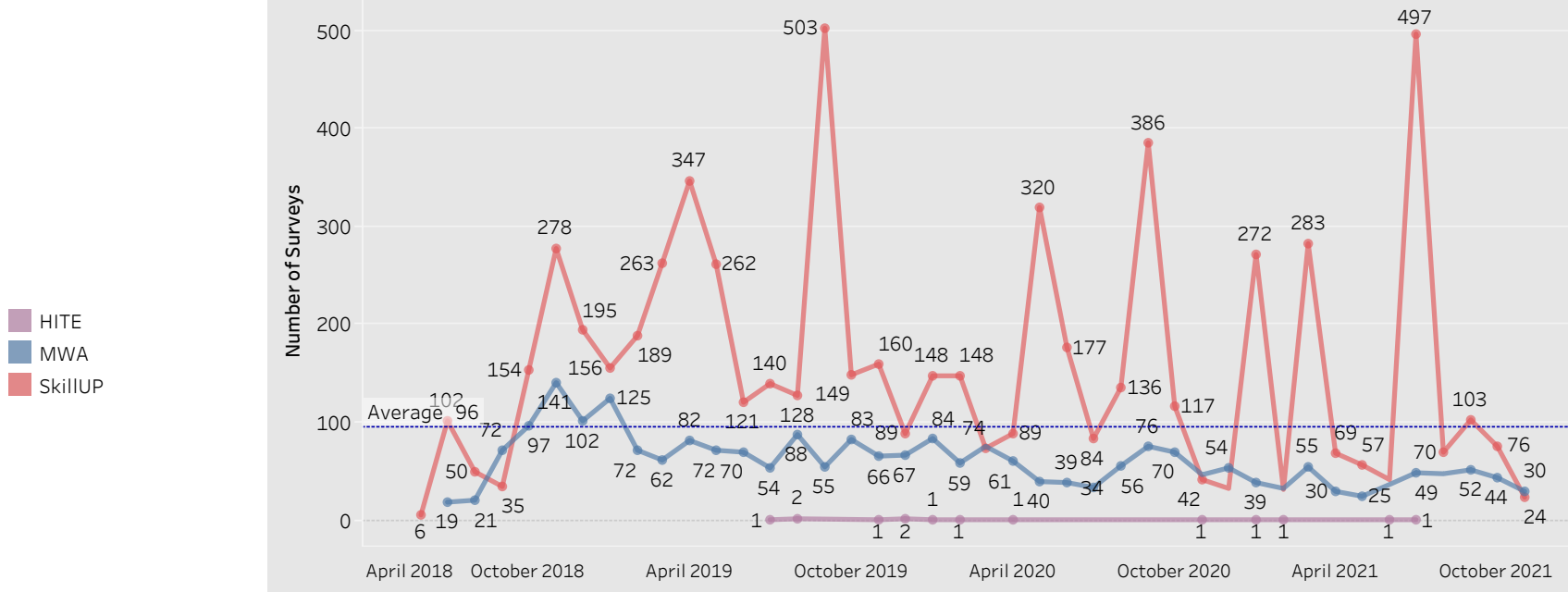
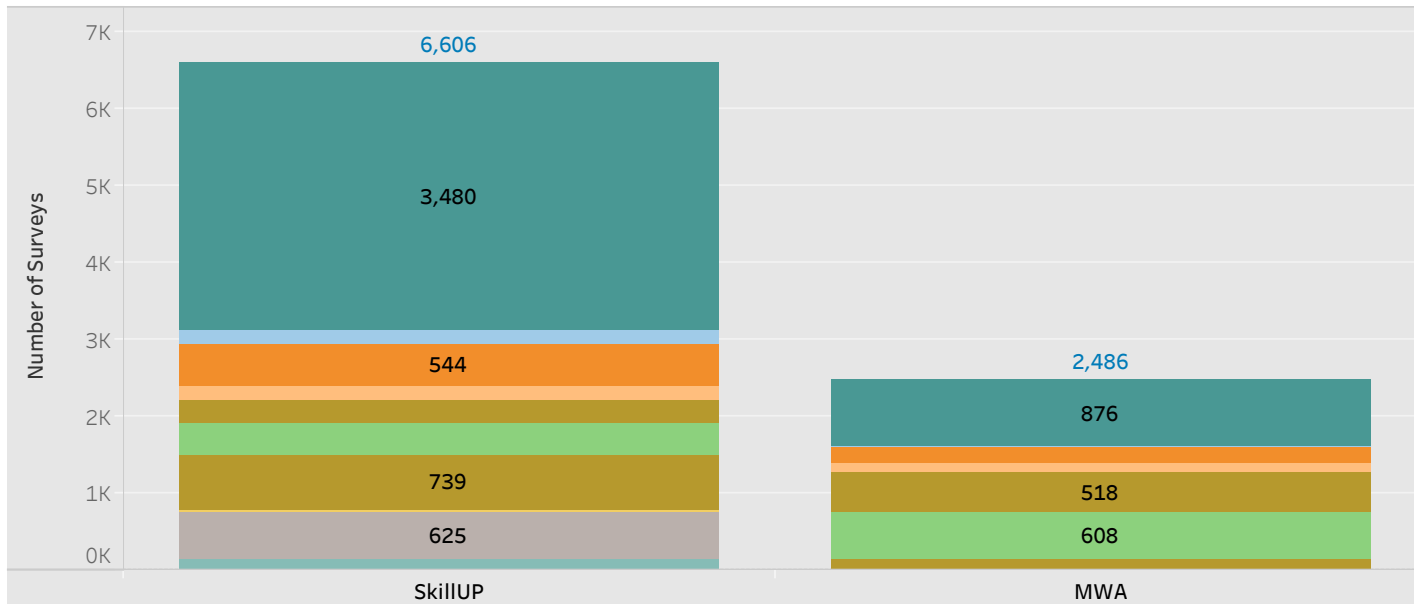


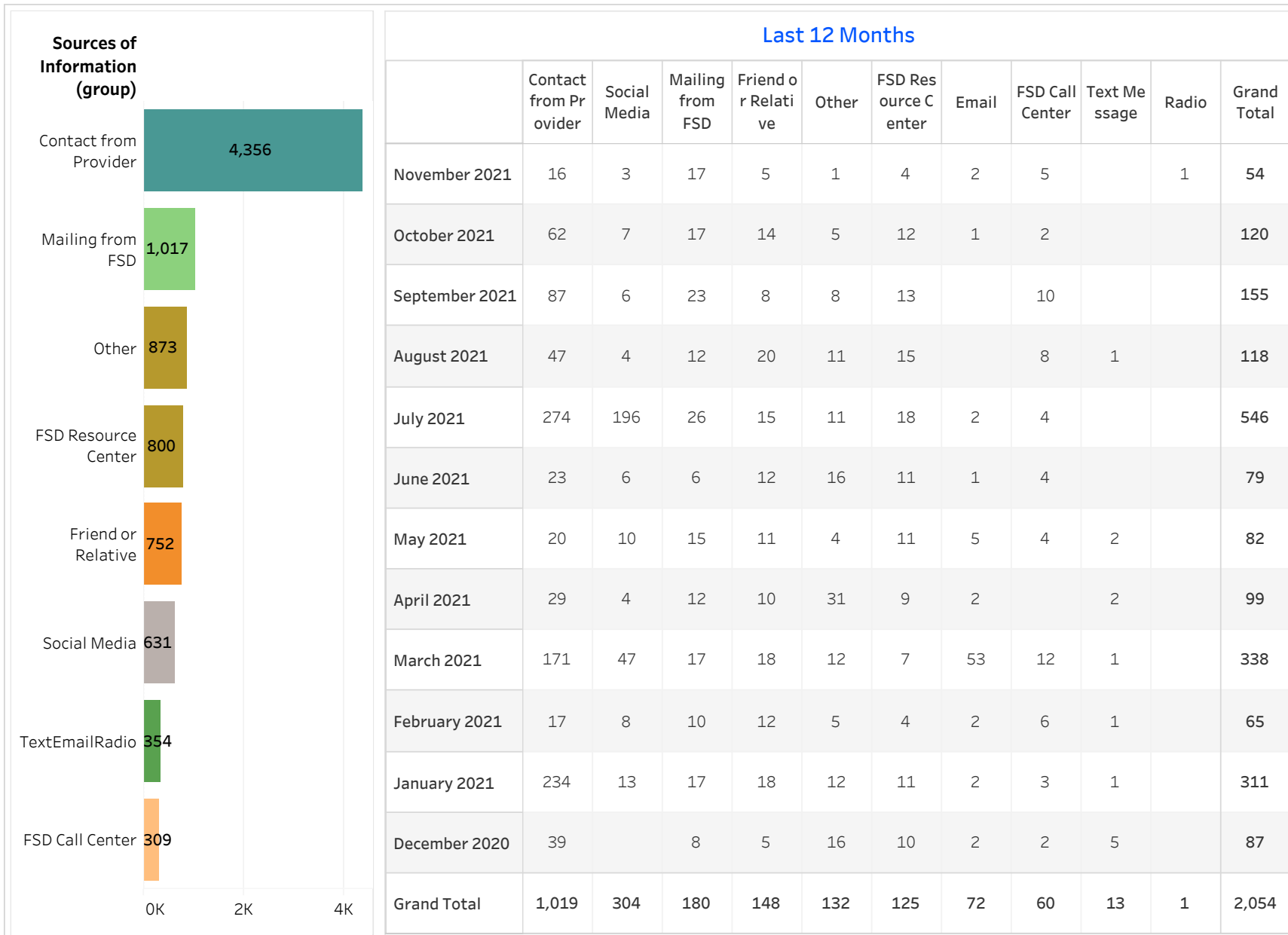
E&T Engagement Effectiveness Survey Dashboard - By Program

Sources of Information

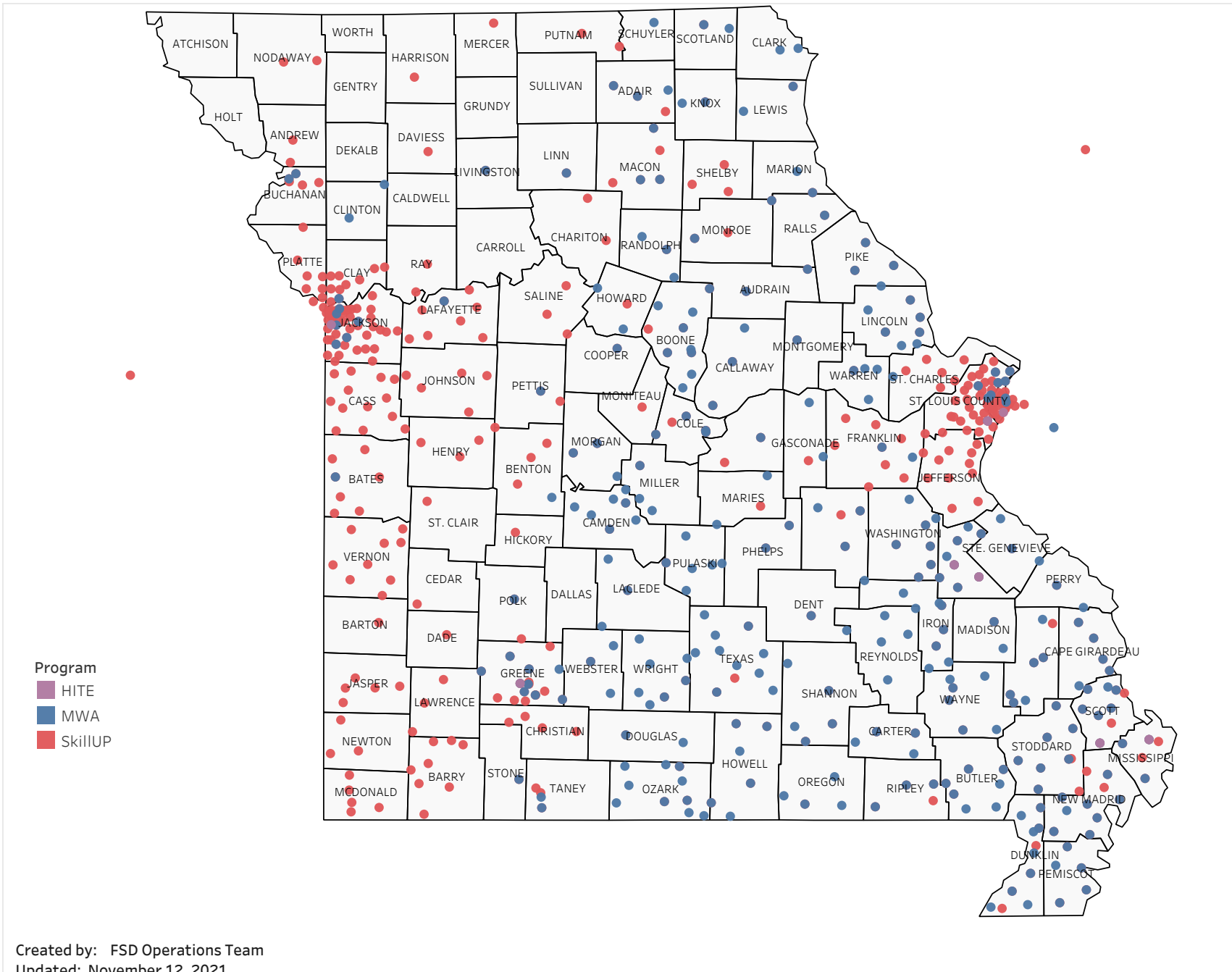
- Contact from Provider
- Email
- Friend or Relative
- FSD Call Center
- FSD Resource Center
- Mailing from FSD
- Other
- Radio
- Social Media
- Text Message



E&T Engagement Effectiveness Survey Dashboard - By Sources

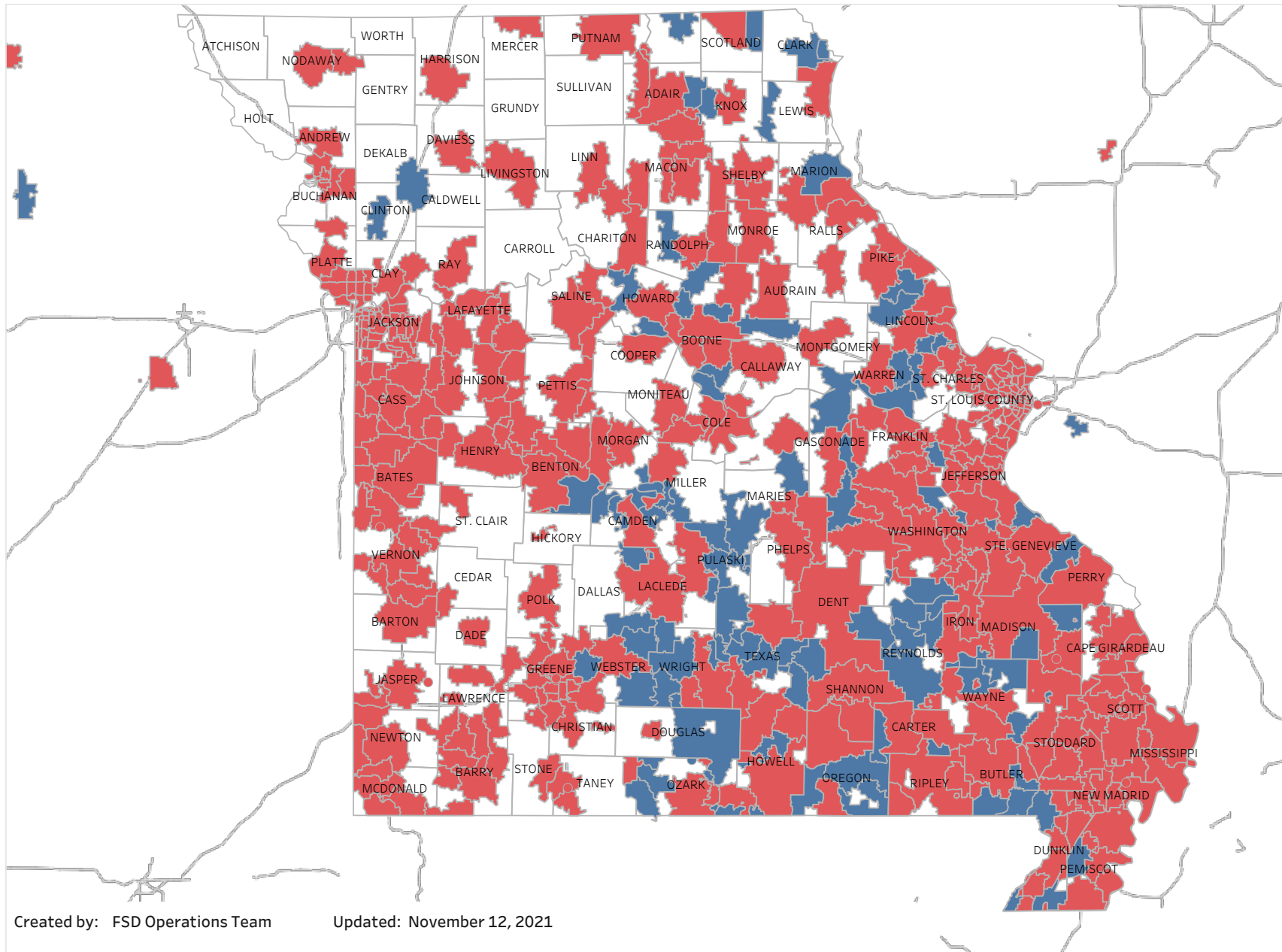


Statewide Survey Map



This map is showing zip codes the E&T programs reached. The blue shade is showing MWA and red is for SkillUP. Click on the legend to see the full coverage by program.

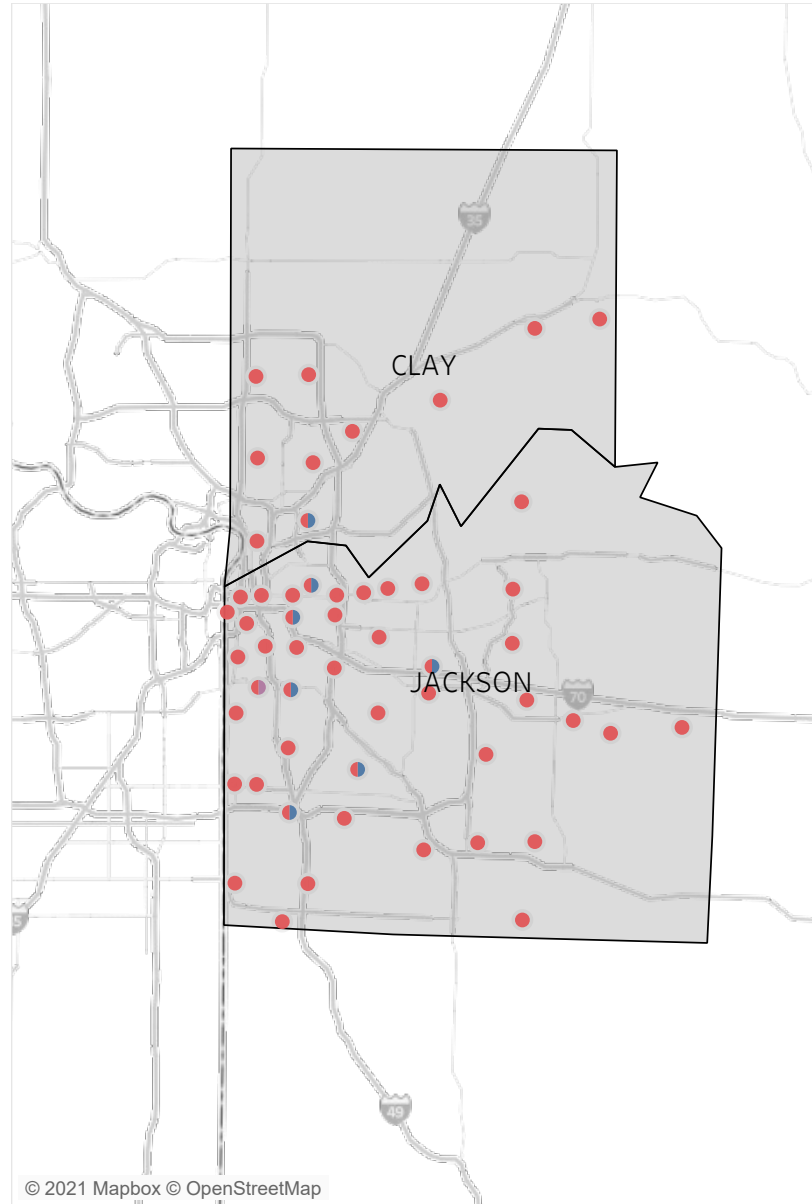
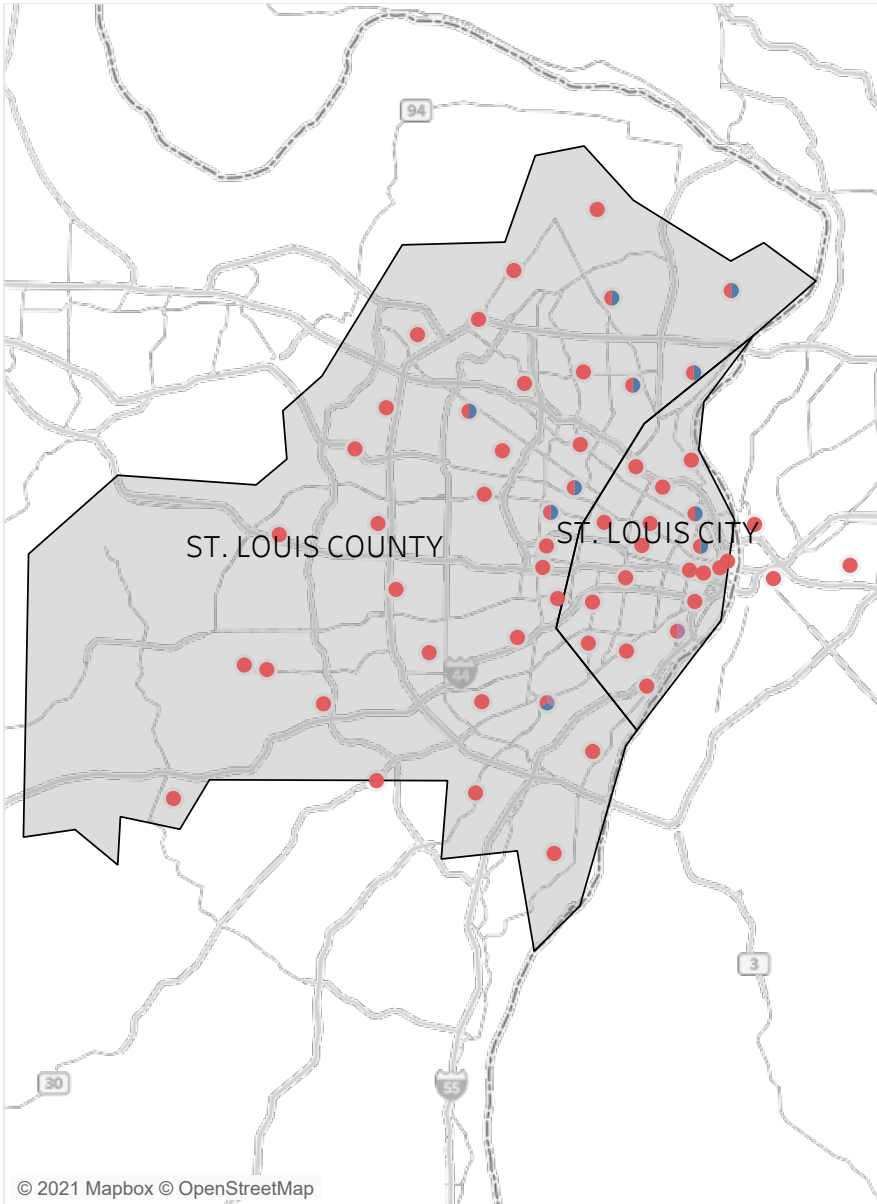
■ SkillUP ■ HITE ■ MWA



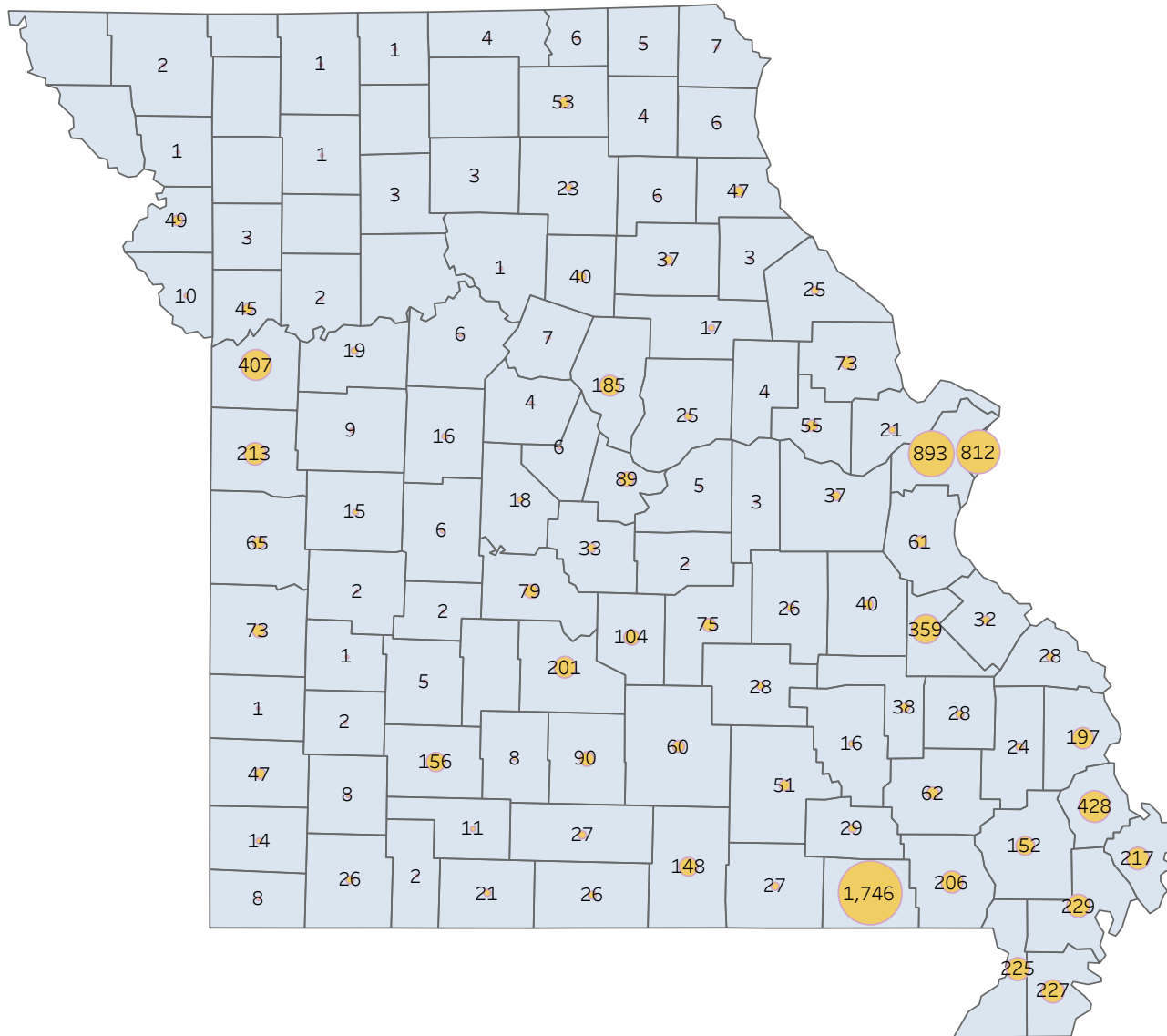
Metropolitan Survey Map

Metro St. Louis E&T programs survey zip codes

Kansas City area E&T programs survey zip codes



Survey counts



Survey on Program Line

County Name	Program		Grand Total
	MWA	SkillUP	
Grand Total	2,486	6,606	9,092
Ripley	48	1,698	1,746
St. Louis County	9	883	892
St. Louis City	4	807	811
Scott	118	309	427
Jackson	6	400	406
St. Francois	271	80	351
New Madrid	50	179	229
Pemiscot	27	200	227
Dunklin	57	168	225
Mississippi	50	166	216
Cass		213	213
Butler	171	35	206
Laclede	148	53	201
Cape Girardeau	155	42	197
Boone	116	69	185
Greene	39	116	155
Stoddard	51	101	152
Howell	116	32	148
Pulaski	103	1	104
Wright	73	17	90
Cole	28	61	89
Camden	57	22	79
Phelps	17	58	75
Lincoln	68	5	73
Vernon		73	73
Bates	1	64	65
Wayne	52	10	62
Jefferson		61	61
Texas	57	3	60
Warren	42	13	55
Adair	40	13	53
Shannon	37	14	51
Buchanan	5	44	49
Jasper		47	47
Marion	25	22	47
Clay	1	44	45
Randolph	28	12	40
Washington	18	22	40
Iron	32	6	38
Franklin	2	35	37
Monroe	4	33	37
Miller	18	15	33

Survey on Program Line

County Name	Program		Grand Total
	MWA	SkillUP	
Ste. Genevieve	31	1	32
Carter	24	5	29
Dent	16	12	28
Madison	22	6	28
Perry	26	2	28
Douglas	20	7	27
Oregon	26	1	27
Barry		26	26
Crawford	6	20	26
Ozark	24	2	26
Callaway	12	13	25
Pike	19	6	25
Bollinger	7	17	24
Macon	10	13	23
St. Charles	2	19	21
Taney	3	18	21
Lafayette	2	17	19
Morgan	7	11	18
Audrain	12	5	17
Pettis	1	15	16
Reynolds	15	1	16
Henry	1	14	15
Newton		14	14
Christian		11	11
Platte		10	10
Johnson		9	9
Lawrence		8	8
McDonald		8	8
Webster	5	3	8
Clark	7		7
Howard	5	2	7
Benton	2	4	6
Lewis	4	2	6
Moniteau		6	6
Saline		6	6
Schuyler	6		6
Shelby		6	6
Osage	1	4	5
Polk	2	3	5
Scotland	4	1	5
Cooper	3	1	4
Knox	3	1	4
Montgomery	2	2	4

Survey on Program Line

County Name	Program		Grand Total
	MWA	SkillUP	
Putnam	1	3	4
Clinton	3		3
Gasconade	2	1	3
Linn	1	2	3
Livingston	2	1	3
Ralls	1	2	3
Dade		2	2
Hickory		2	2
Maries	1	1	2
Nodaway		2	2
Ray		2	2
St. Clair		2	2
Stone	1	1	2
Andrew		1	1
Barton		1	1
Cedar		1	1
Chariton		1	1
Daviess		1	1
Harrison		1	1
Mercer		1	1