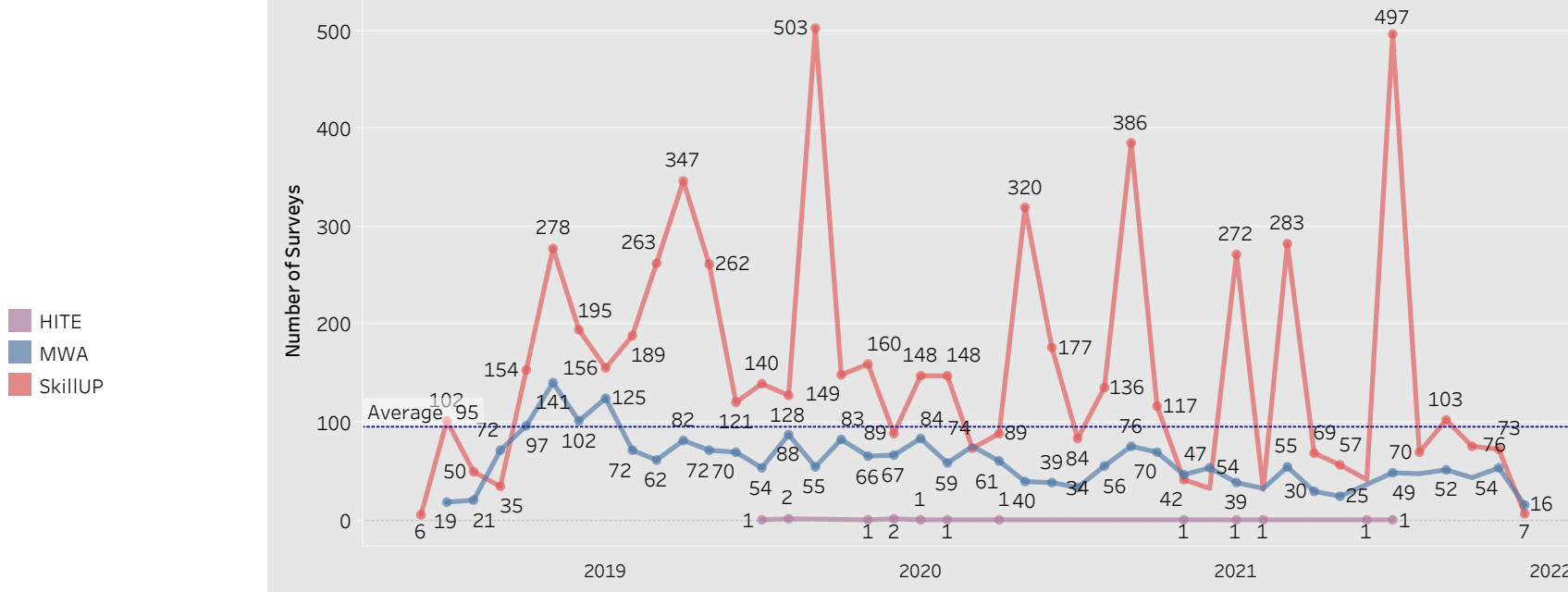
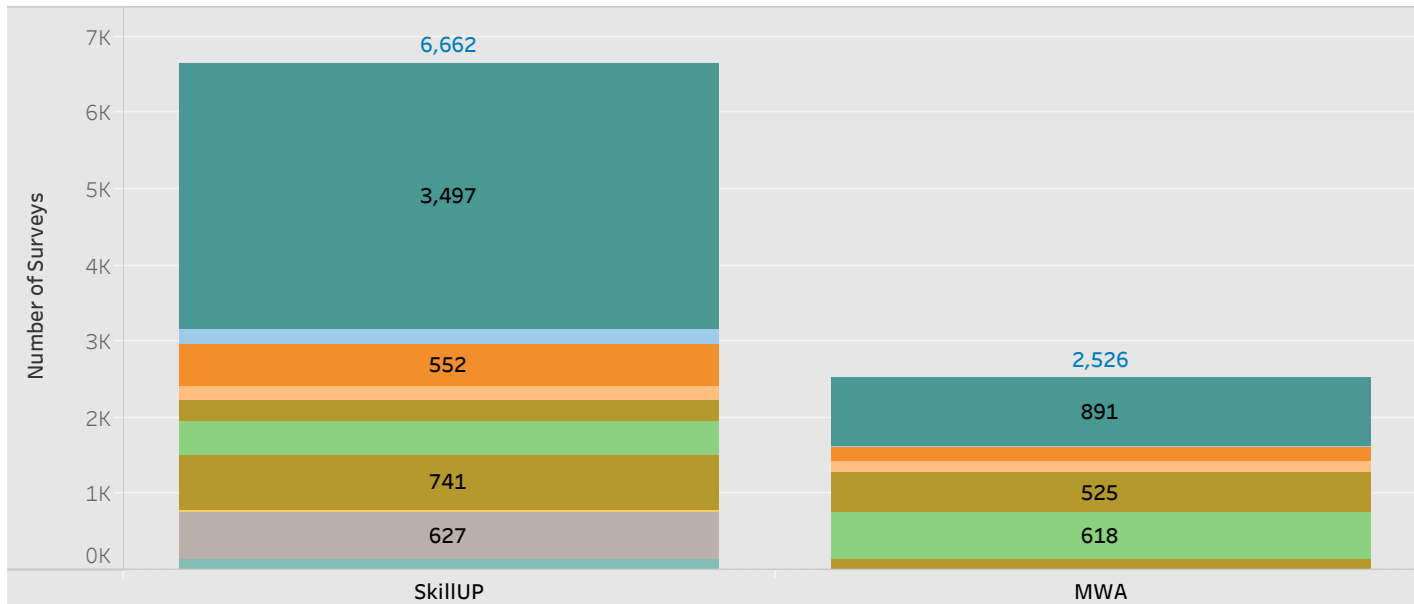


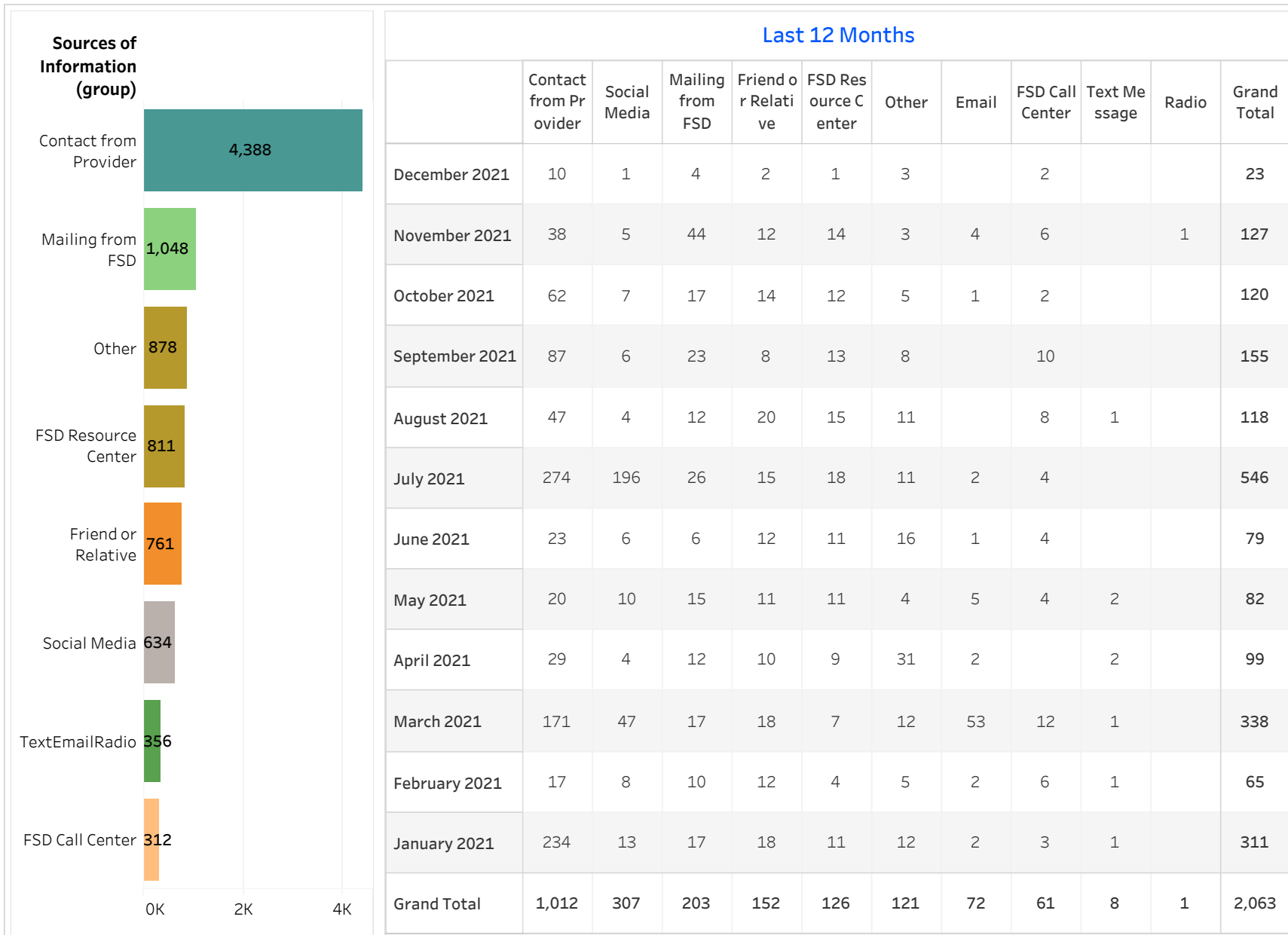
E&T Engagement Effectiveness Survey Dashboard - By Program

Sources of Information

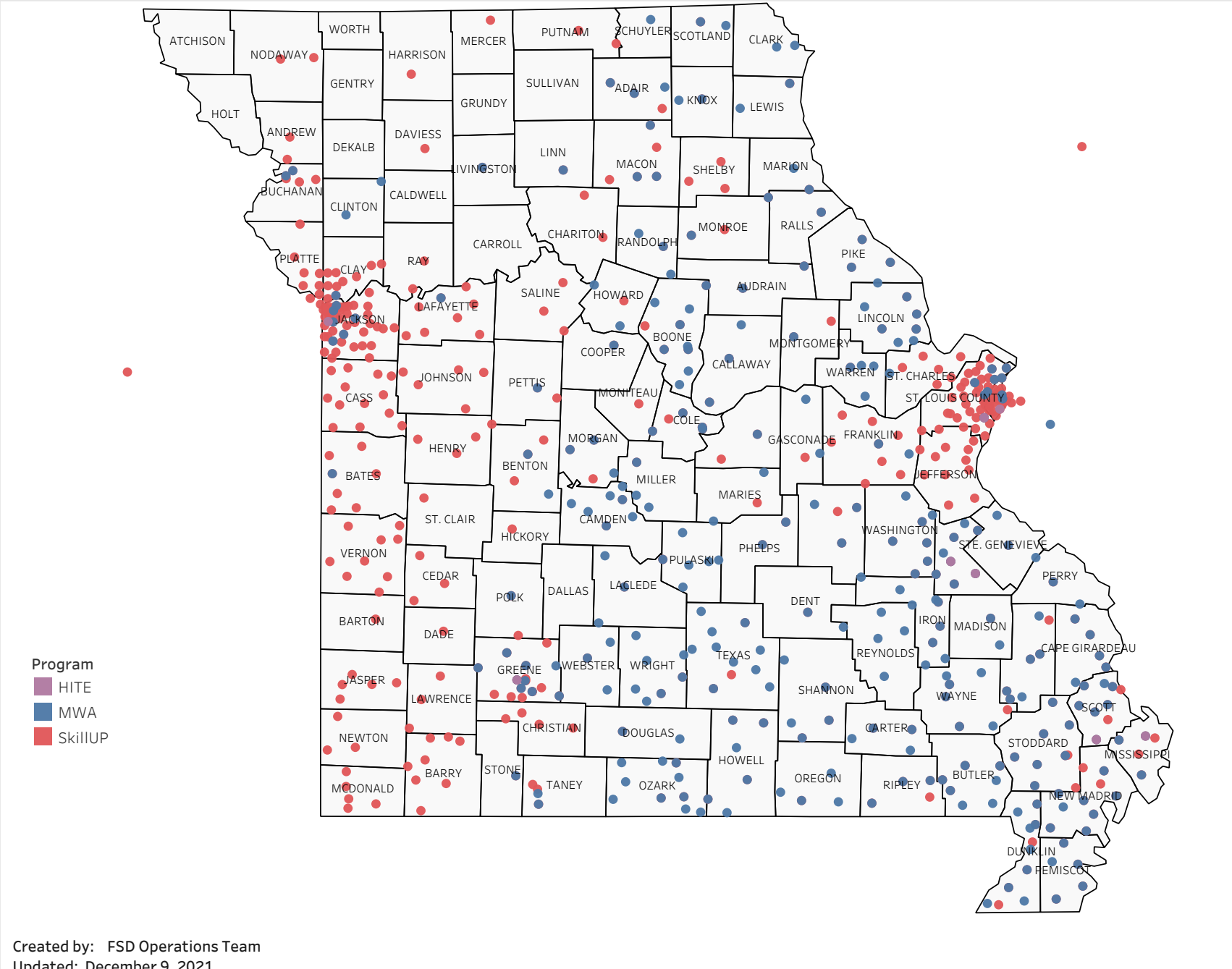
- Contact from Provider
- Email
- Friend or Relative
- FSD Call Center
- FSD Resource Center
- Mailing from FSD
- Other
- Radio
- Social Media
- Text Message



E&T Engagement Effectiveness Survey Dashboard - By Sources

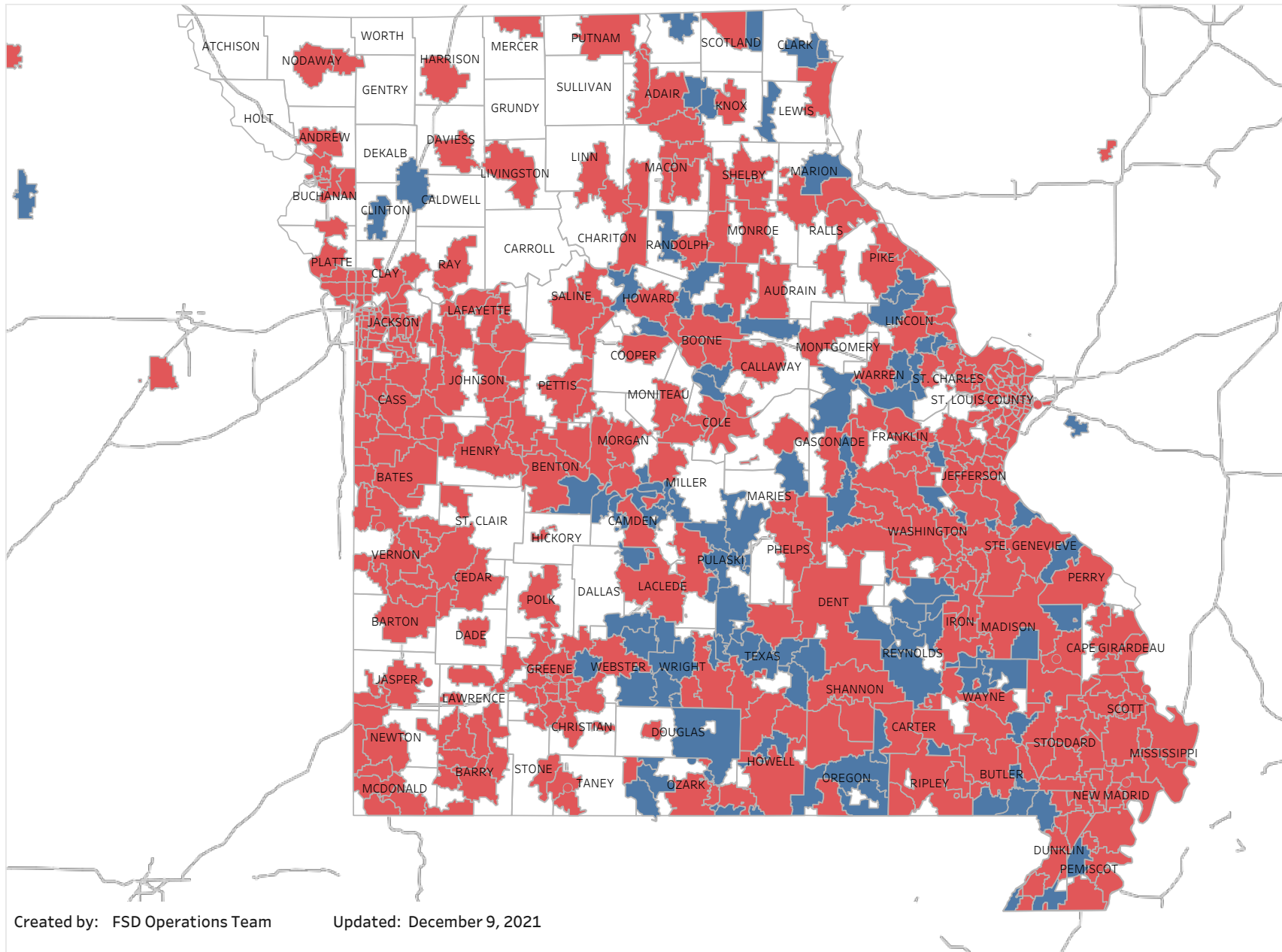


Statewide Survey Map



This map is showing zip codes the E&T programs reached. The blue shade is showing MWA and red is for SkillUP. Click on the legend to see the full coverage by program.

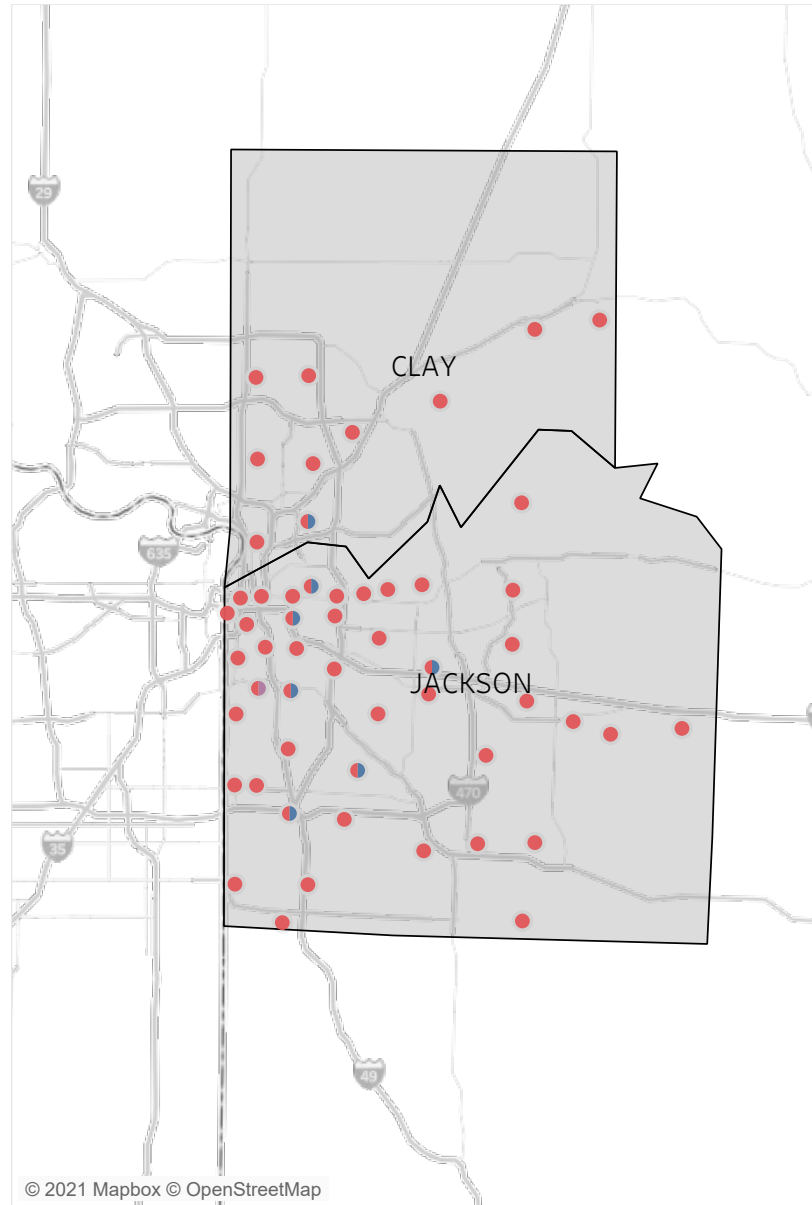
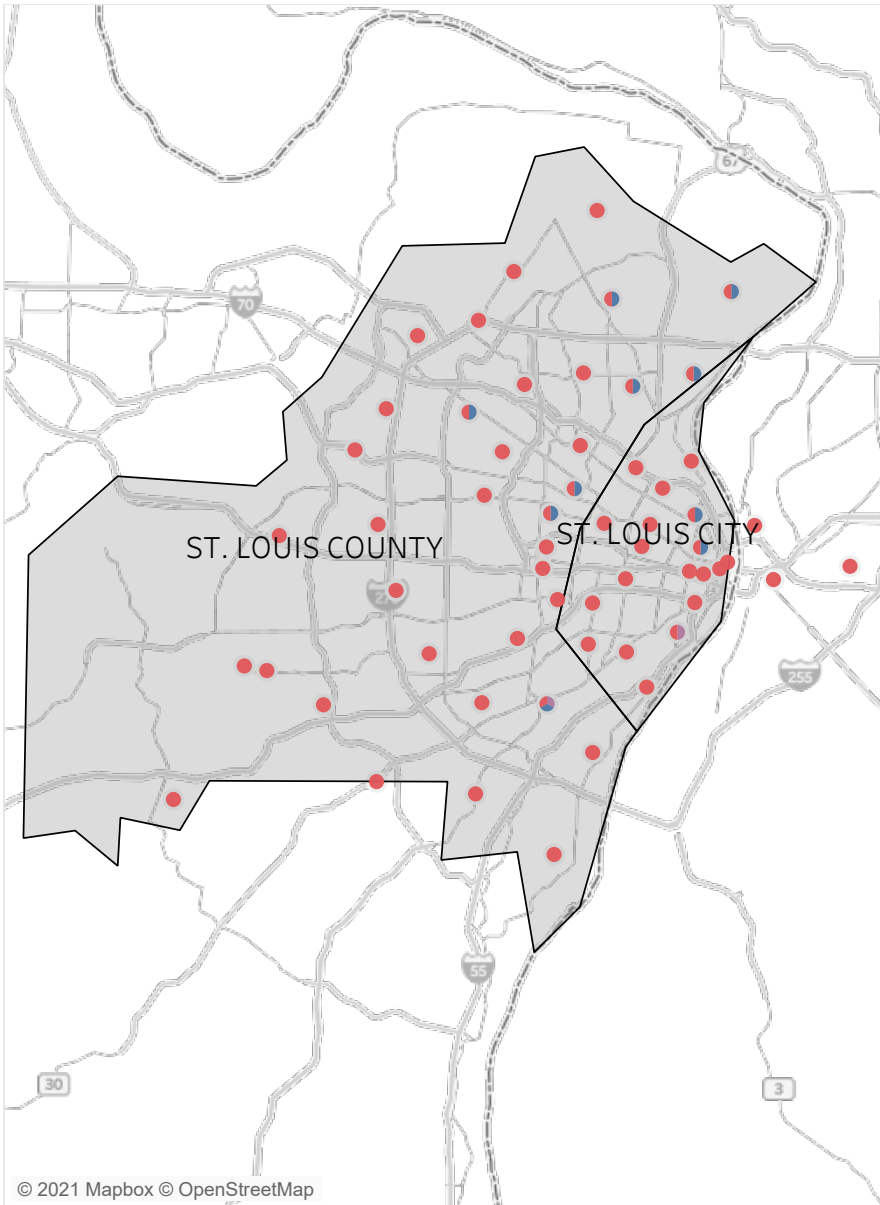
■ SkillUP ■ HITE ■ MWA



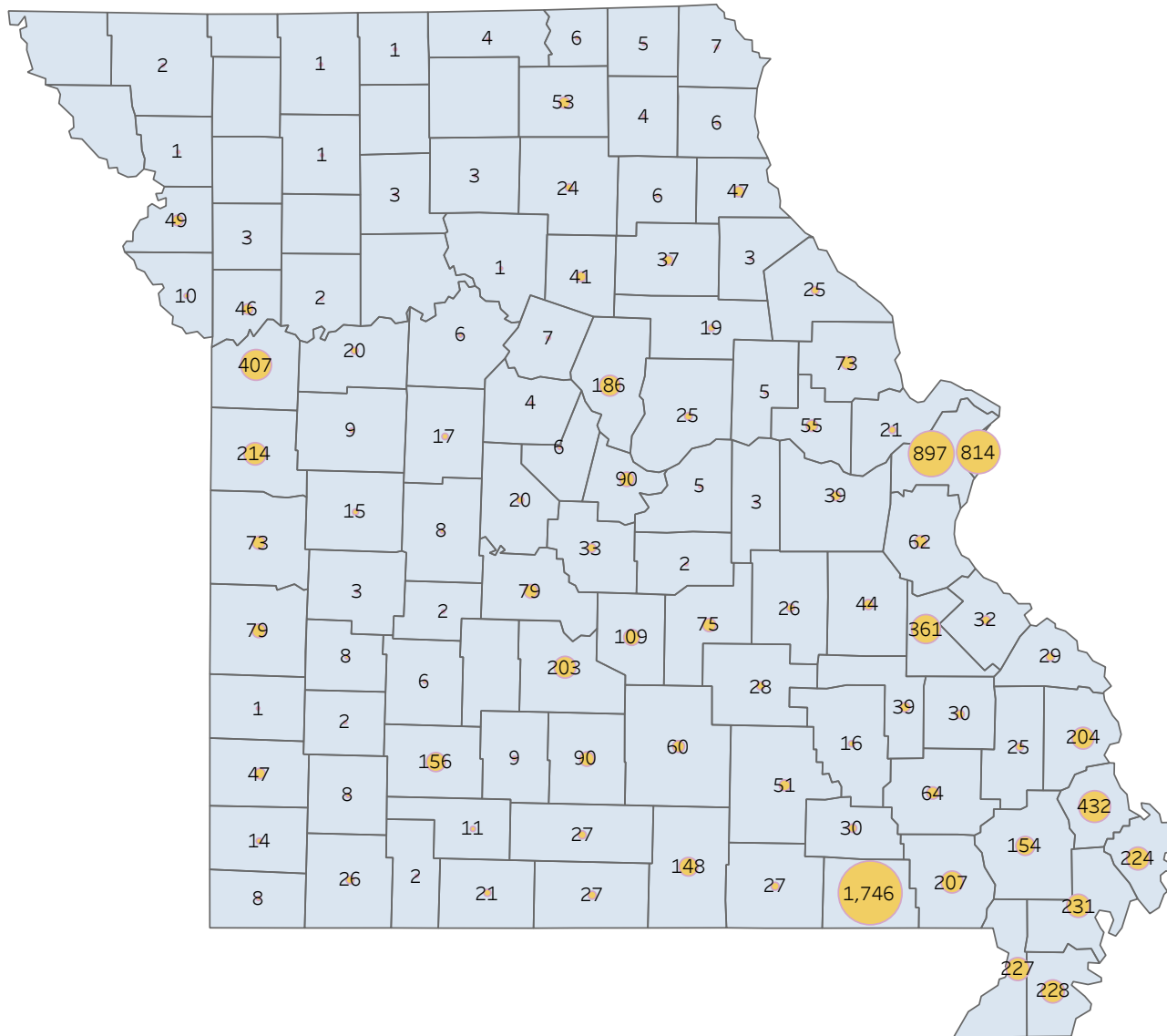
Metropolitan Survey Map

Metro St. Louis E&T programs survey zip codes

Kansas City area E&T programs survey zip codes



Survey counts



Survey on Program Line

County Name	Program		Grand Total
	MWA	SkillUP	
Grand Total	2,526	6,662	9,202
RIPLEY	48	1,698	1,746
ST. LOUIS COUNTY	9	887	897
ST. LOUIS CITY	4	809	814
SCOTT	120	311	432
JACKSON	6	400	407
ST. FRANCOIS	273	80	361
NEW MADRID	50	181	231
PEMISCOT	27	201	228
DUNKLIN	57	170	227
MISSISSIPPI	51	172	224
CASS		214	214
BUTLER	172	35	207
CAPE GIRARDEAU	162	42	204
LACLEDE	150	53	203
BOONE	117	69	186
GREENE	39	116	156
STODDARD	51	103	154
HOWELL	116	32	148
PULASKI	108	1	109
COLE	29	61	90
WRIGHT	73	17	90
CAMDEN	57	22	79
VERNON		79	79
PHELPS	17	58	75
BATES	1	72	73
LINCOLN	68	5	73
WAYNE	53	11	64
JEFFERSON		62	62
TEXAS	57	3	60
WARREN	42	13	55
ADAIR	40	13	53
SHANNON	37	14	51
BUCHANAN	5	44	49
JASPER		47	47
MARION	25	22	47
CLAY	1	45	46
WASHINGTON	22	22	44
RANDOLPH	29	12	41
FRANKLIN	2	37	39
IRON	33	6	39
MONROE	4	33	37
MILLER	18	15	33

Survey on Program Line

County Name	Program		Grand Total
	MWA	SkillUP	
STE. GENEVIEVE	31	1	32
CARTER	25	5	30
MADISON	24	6	30
PERRY	26	3	29
DENT	16	12	28
DOUGLAS	20	7	27
OREGON	26	1	27
OZARK	25	2	27
BARRY		26	26
CRAWFORD	6	20	26
BOLLINGER	8	17	25
CALLAWAY	12	13	25
PIKE	19	6	25
MACON	11	13	24
ST. CHARLES	2	19	21
TANEY	3	18	21
LAFAYETTE	2	18	20
MORGAN	7	13	20
AUDRAIN	14	5	19
PETTIS	1	16	17
REYNOLDS	15	1	16
HENRY	1	14	15
NEWTON		14	14
CHRISTIAN		11	11
PLATTE		10	10
JOHNSON		9	9
WEBSTER	6	3	9
BENTON	3	5	8
CEDAR		8	8
LAWRENCE		8	8
MCDONALD		8	8
CLARK	7		7
HOWARD	5	2	7
LEWIS	4	2	6
MONITEAU		6	6
POLK	3	3	6
SALINE		6	6
SCHUYLER	6		6
SHELBY		6	6
MONTGOMERY	2	3	5
OSAGE	1	4	5
SCOTLAND	4	1	5
COOPER	3	1	4

Survey on Program Line

County Name	Program		Grand Total
	MWA	SkillUP	
KNOX	3	1	4
PUTNAM	1	3	4
CLINTON	3		3
GASCONADE	2	1	3
LINN	1	2	3
LIVINGSTON	2	1	3
RALLS	1	2	3
ST. CLAIR		3	3
DADE		2	2
HICKORY		2	2
MARIES	1	1	2
NODAWAY		2	2
RAY		2	2
STONE	1	1	2
ANDREW		1	1
BARTON		1	1
CHARITON		1	1
DAVISS		1	1
HARRISON		1	1
MERCER		1	1