



QUICK FACTS ABOUT DSS IN Missouri

MO HealthNet

Number of people enrolled for MO HealthNet services ⁽¹⁾	826,631
MO HealthNet dollars spent in state fiscal year 2009 ⁽²⁾	\$5,760.8 mil
Estimated portion of \$5,760.8 mil that was federal dollars	\$3,605.1 mil
MO HealthNet dollars for inpatient hospital services	\$560.3 mil
MO HealthNet dollars for physician services	\$434.3 mil
MO HealthNet dollars for nursing home services	\$885.4 mil
MO HealthNet dollars for pharmacy services	\$684.8 mil
MO HealthNet dollars for managed care payments	\$1,096.4 mil

Family Support

Child support collections (IV-D and non-IV-D)	\$837.6 mil
Average monthly temporary assistance families ⁽³⁾	41,140
Total temporary assistance payments ⁽⁴⁾	\$114.2 mil
Average monthly food stamp benefit recipients	768,911
Total food stamp benefits received	\$1,021.4 mil

Child Protection and Permanency

Children involved in hotline reports	74,278
Children with substantiated abuse or neglect	5,758
Children with family assessments	37,683
Average monthly children in foster care	9,532
Children adopted	1,078
Total Children's Services expenditures ⁽⁵⁾	\$191.9 mil
Average monthly children receiving subsidized child care	43,149
Child care expenditures	\$157.6 mil

Youth Services

Youths Committed ⁽⁶⁾	1,092
Average monthly youths in DYS custody	1,606

(1) Does not include Women's Health Services.

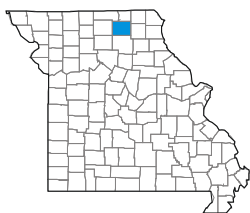
(2) Does not include Buy-In for Medicare premiums.

(3) Includes Transitional Employment Benefit (TEB) cases.

(4) Does not include TEB cases.

(5) Payments to Performance Based Contractors are only included at the statewide level.

(6) Does not include seven (7) dual jurisdiction cases statewide.



QUICK FACTS ABOUT DSS IN Adair

MO HealthNet

Number of people enrolled for MO HealthNet services ⁽¹⁾	3,368
MO HealthNet dollars spent in state fiscal year 2009 ⁽²⁾	\$35.4 mil
Estimated portion of \$35.4 mil that was federal dollars	\$22.1 mil
MO HealthNet dollars for inpatient hospital services	\$3.5 mil
MO HealthNet dollars for physician services	\$3.4 mil
MO HealthNet dollars for nursing home services	\$3.9 mil
MO HealthNet dollars for pharmacy services	\$5.4 mil
MO HealthNet dollars for managed care payments	\$99,218

Family Support

Child support collections (IV-D and non-IV-D)	\$3.3 mil
Average monthly temporary assistance families ⁽³⁾	66
Total temporary assistance payments ⁽⁴⁾	\$0.2 mil
Average monthly food stamp benefit recipients	2,690
Total food stamp benefits received	\$3.2 mil

Child Protection and Permanency

Children involved in hotline reports	331
Children with substantiated abuse or neglect	24
Children with family assessments	178
Average monthly children in foster care	64
Children adopted	3
Total Children's Services expenditures ⁽⁵⁾	\$1.1 mil
Average monthly children receiving subsidized child care	41
Child care expenditures	\$78,426

Youth Services

Youths Committed ⁽⁶⁾	2
Average monthly youths in DYS custody	5

SFY-2009

(1) Does not include Women's Health Services.

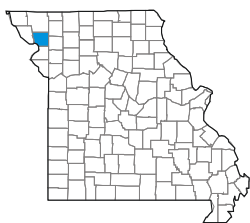
(2) Does not include Buy-In for Medicare premiums.

(3) Includes Transitional Employment Benefit (TEB) cases.

(4) Does not include TEB cases.

(5) Payments to Performance Based Contractors are only included at the statewide level.

(6) Does not include seven (7) dual jurisdiction cases statewide.



QUICK FACTS ABOUT DSS IN Andrew

MO HealthNet

Number of people enrolled for MO HealthNet services ⁽¹⁾	1,427
MO HealthNet dollars spent in state fiscal year 2009 ⁽²⁾	\$11.0 mil
Estimated portion of \$11.0 mil that was federal dollars	\$6.9 mil
MO HealthNet dollars for inpatient hospital services	\$0.9 mil
MO HealthNet dollars for physician services	\$1.1 mil
MO HealthNet dollars for nursing home services	\$2.7 mil
MO HealthNet dollars for pharmacy services	\$1.4 mil
MO HealthNet dollars for managed care payments	\$9,413

Family Support

Child support collections (IV-D and non-IV-D)	\$4.6 mil
Average monthly temporary assistance families ⁽³⁾	42
Total temporary assistance payments ⁽⁴⁾	\$0.1 mil
Average monthly food stamp benefit recipients	1,110
Total food stamp benefits received	\$1.3 mil

Child Protection and Permanency

Children involved in hotline reports	183
Children with substantiated abuse or neglect	8
Children with family assessments	99
Average monthly children in foster care	2
Children adopted	0
Total Children's Services expenditures ⁽⁵⁾	\$32,292
Average monthly children receiving subsidized child care	51
Child care expenditures	\$0.2 mil

Youth Services

Youths Committed ⁽⁶⁾	1
Average monthly youths in DYS custody	0

(1) Does not include Women's Health Services.

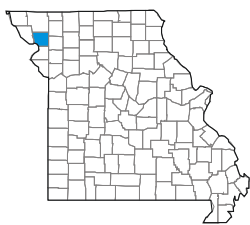
(2) Does not include Buy-In for Medicare premiums.

(3) Includes Transitional Employment Benefit (TEB) cases.

(4) Does not include TEB cases.

(5) Payments to Performance Based Contractors are only included at the statewide level.

(6) Does not include seven (7) dual jurisdiction cases statewide.



QUICK FACTS ABOUT DSS IN Atchison

MO HealthNet

Number of people enrolled for MO HealthNet services ⁽¹⁾	653
MO HealthNet dollars spent in state fiscal year 2009 ⁽²⁾	\$5.6 mil
Estimated portion of \$5.6 mil that was federal dollars	\$3.5 mil
MO HealthNet dollars for inpatient hospital services	\$0.4 mil
MO HealthNet dollars for physician services	\$0.4 mil
MO HealthNet dollars for nursing home services	\$1.6 mil
MO HealthNet dollars for pharmacy services	\$0.7 mil
MO HealthNet dollars for managed care payments	\$1,294

Family Support

Child support collections (IV-D and non-IV-D)	\$1.5 mil
Average monthly temporary assistance families ⁽³⁾	18
Total temporary assistance payments ⁽⁴⁾	\$49,740
Average monthly food stamp benefit recipients	468
Total food stamp benefits received	\$0.5 mil

Child Protection and Permanency

Children involved in hotline reports	72
Children with substantiated abuse or neglect	1
Children with family assessments	38
Average monthly children in foster care	2
Children adopted	0
Total Children's Services expenditures ⁽⁵⁾	\$26,808
Average monthly children receiving subsidized child care	7
Child care expenditures	\$17,431

Youth Services

Youths Committed ⁽⁶⁾	1
Average monthly youths in DYS custody	0

(1) Does not include Women's Health Services.

(2) Does not include Buy-In for Medicare premiums.

(3) Includes Transitional Employment Benefit (TEB) cases.

(4) Does not include TEB cases.

(5) Payments to Performance Based Contractors are only included at the statewide level.

(6) Does not include seven (7) dual jurisdiction cases statewide.



QUICK FACTS ABOUT DSS IN Audrain

MO HealthNet

Number of people enrolled for MO HealthNet services ⁽¹⁾	3,630
MO HealthNet dollars spent in state fiscal year 2009 ⁽²⁾	\$25.7 mil
Estimated portion of \$25.7 mil that was federal dollars	\$16.1 mil
MO HealthNet dollars for inpatient hospital services	\$1.2 mil
MO HealthNet dollars for physician services	\$1.1 mil
MO HealthNet dollars for nursing home services	\$4.6 mil
MO HealthNet dollars for pharmacy services	\$2.1 mil
MO HealthNet dollars for managed care payments	\$7.2 mil

Family Support

Child support collections (IV-D and non-IV-D)	\$4.5 mil
Average monthly temporary assistance families ⁽³⁾	168
Total temporary assistance payments ⁽⁴⁾	\$0.5 mil
Average monthly food stamp benefit recipients	3,263
Total food stamp benefits received	\$4.2 mil

Child Protection and Permanency

Children involved in hotline reports	387
Children with substantiated abuse or neglect	38
Children with family assessments	197
Average monthly children in foster care	27
Children adopted	1
Total Children's Services expenditures ⁽⁵⁾	\$0.4 mil
Average monthly children receiving subsidized child care	87
Child care expenditures	\$0.2 mil

Youth Services

Youths Committed ⁽⁶⁾	5
Average monthly youths in DYS custody	10

(1) Does not include Women's Health Services.

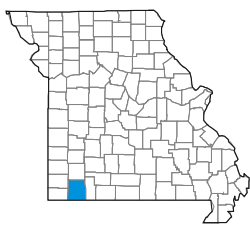
(2) Does not include Buy-In for Medicare premiums.

(3) Includes Transitional Employment Benefit (TEB) cases.

(4) Does not include TEB cases.

(5) Payments to Performance Based Contractors are only included at the statewide level.

(6) Does not include seven (7) dual jurisdiction cases statewide.



QUICK FACTS ABOUT DSS IN Barry

MO HealthNet

Number of people enrolled for MO HealthNet services ⁽¹⁾	6,352
MO HealthNet dollars spent in state fiscal year 2009 ⁽²⁾	\$37.4 mil
Estimated portion of \$37.4 mil that was federal dollars	\$23.4 mil
MO HealthNet dollars for inpatient hospital services	\$5.1 mil
MO HealthNet dollars for physician services	\$4.1 mil
MO HealthNet dollars for nursing home services	\$5.0 mil
MO HealthNet dollars for pharmacy services	\$5.7 mil
MO HealthNet dollars for managed care payments	\$16,922

Family Support

Child support collections (IV-D and non-IV-D)	\$5.1 mil
Average monthly temporary assistance families ⁽³⁾	259
Total temporary assistance payments ⁽⁴⁾	\$0.7 mil
Average monthly food stamp benefit recipients	5,734
Total food stamp benefits received	\$7.2 mil

Child Protection and Permanency

Children involved in hotline reports	579
Children with substantiated abuse or neglect	67
Children with family assessments	311
Average monthly children in foster care	103
Children adopted	9
Total Children's Services expenditures ⁽⁵⁾	\$1.3 mil
Average monthly children receiving subsidized child care	82
Child care expenditures	\$0.2 mil

Youth Services

Youths Committed ⁽⁶⁾	7
Average monthly youths in DYS custody	8

(1) Does not include Women's Health Services.

(2) Does not include Buy-In for Medicare premiums.

(3) Includes Transitional Employment Benefit (TEB) cases.

(4) Does not include TEB cases.

(5) Payments to Performance Based Contractors are only included at the statewide level.

(6) Does not include seven (7) dual jurisdiction cases statewide.



QUICK FACTS ABOUT DSS IN Barton

MO HealthNet

Number of people enrolled for MO HealthNet services ⁽¹⁾	2,372
MO HealthNet dollars spent in state fiscal year 2009 ⁽²⁾	\$13.6 mil
Estimated portion of \$13.6 mil that was federal dollars	\$8.5 mil
MO HealthNet dollars for inpatient hospital services	\$2.0 mil
MO HealthNet dollars for physician services	\$1.3 mil
MO HealthNet dollars for nursing home services	\$2.0 mil
MO HealthNet dollars for pharmacy services	\$2.4 mil
MO HealthNet dollars for managed care payments	\$27,412

Family Support

Child support collections (IV-D and non-IV-D)	\$2.1 mil
Average monthly temporary assistance families ⁽³⁾	112
Total temporary assistance payments ⁽⁴⁾	\$0.3 mil
Average monthly food stamp benefit recipients	2,209
Total food stamp benefits received	\$2.7 mil

Child Protection and Permanency

Children involved in hotline reports	200
Children with substantiated abuse or neglect	21
Children with family assessments	116
Average monthly children in foster care	17
Children adopted	2
Total Children's Services expenditures ⁽⁵⁾	\$0.4 mil
Average monthly children receiving subsidized child care	58
Child care expenditures	\$0.1 mil

Youth Services

Youths Committed ⁽⁶⁾	2
Average monthly youths in DYS custody	8

(1) Does not include Women's Health Services.

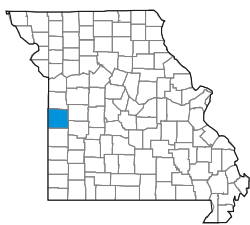
(2) Does not include Buy-In for Medicare premiums.

(3) Includes Transitional Employment Benefit (TEB) cases.

(4) Does not include TEB cases.

(5) Payments to Performance Based Contractors are only included at the statewide level.

(6) Does not include seven (7) dual jurisdiction cases statewide.



QUICK FACTS ABOUT DSS IN Bates

MO HealthNet

Number of people enrolled for MO HealthNet services ⁽¹⁾	2,513
MO HealthNet dollars spent in state fiscal year 2009 ⁽²⁾	\$29.4 mil
Estimated portion of \$29.4 mil that was federal dollars	\$18.4 mil
MO HealthNet dollars for inpatient hospital services	\$1.4 mil
MO HealthNet dollars for physician services	\$1.1 mil
MO HealthNet dollars for nursing home services	\$3.9 mil
MO HealthNet dollars for pharmacy services	\$5.4 mil
MO HealthNet dollars for managed care payments	\$4.4 mil

Family Support

Child support collections (IV-D and non-IV-D)	\$2.9 mil
Average monthly temporary assistance families ⁽³⁾	80
Total temporary assistance payments ⁽⁴⁾	\$0.2 mil
Average monthly food stamp benefit recipients	2,169
Total food stamp benefits received	\$2.7 mil

Child Protection and Permanency

Children involved in hotline reports	285
Children with substantiated abuse or neglect	20
Children with family assessments	138
Average monthly children in foster care	23
Children adopted	1
Total Children's Services expenditures ⁽⁵⁾	\$0.4 mil
Average monthly children receiving subsidized child care	21
Child care expenditures	\$39,544

Youth Services

Youths Committed ⁽⁶⁾	1
Average monthly youths in DYS custody	2

(1) Does not include Women's Health Services.

(2) Does not include Buy-In for Medicare premiums.

(3) Includes Transitional Employment Benefit (TEB) cases.

(4) Does not include TEB cases.

(5) Payments to Performance Based Contractors are only included at the statewide level.

(6) Does not include seven (7) dual jurisdiction cases statewide.



QUICK FACTS ABOUT DSS IN Benton

MO HealthNet

Number of people enrolled for MO HealthNet services ⁽¹⁾	3,495
MO HealthNet dollars spent in state fiscal year 2009 ⁽²⁾	\$23.6 mil
Estimated portion of \$23.6 mil that was federal dollars	\$14.8 mil
MO HealthNet dollars for inpatient hospital services	\$1.7 mil
MO HealthNet dollars for physician services	\$1.4 mil
MO HealthNet dollars for nursing home services	\$3.7 mil
MO HealthNet dollars for pharmacy services	\$2.9 mil
MO HealthNet dollars for managed care payments	\$6.0 mil

Family Support

Child support collections (IV-D and non-IV-D)	\$2.1 mil
Average monthly temporary assistance families ⁽³⁾	183
Total temporary assistance payments ⁽⁴⁾	\$0.5 mil
Average monthly food stamp benefit recipients	3,289
Total food stamp benefits received	\$4.2 mil

Child Protection and Permanency

Children involved in hotline reports	172
Children with substantiated abuse or neglect	23
Children with family assessments	79
Average monthly children in foster care	11
Children adopted	0
Total Children's Services expenditures ⁽⁵⁾	\$0.3 mil
Average monthly children receiving subsidized child care	75
Child care expenditures	\$0.2 mil

Youth Services

Youths Committed ⁽⁶⁾	2
Average monthly youths in DYS custody	3

(1) Does not include Women's Health Services.

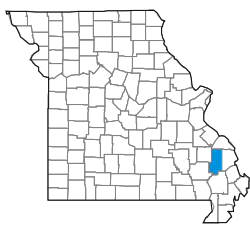
(2) Does not include Buy-In for Medicare premiums.

(3) Includes Transitional Employment Benefit (TEB) cases.

(4) Does not include TEB cases.

(5) Payments to Performance Based Contractors are only included at the statewide level.

(6) Does not include seven (7) dual jurisdiction cases statewide.



QUICK FACTS ABOUT DSS IN Bollinger

MO HealthNet

Number of people enrolled for MO HealthNet services ⁽¹⁾	2,415
MO HealthNet dollars spent in state fiscal year 2009 ⁽²⁾	\$16.9 mil
Estimated portion of \$16.9 mil that was federal dollars	\$10.6 mil
MO HealthNet dollars for inpatient hospital services	\$2.3 mil
MO HealthNet dollars for physician services	\$2.3 mil
MO HealthNet dollars for nursing home services	\$1.8 mil
MO HealthNet dollars for pharmacy services	\$3.1 mil
MO HealthNet dollars for managed care payments	\$39,335

Family Support

Child support collections (IV-D and non-IV-D)	\$1.7 mil
Average monthly temporary assistance families ⁽³⁾	91
Total temporary assistance payments ⁽⁴⁾	\$0.3 mil
Average monthly food stamp benefit recipients	2,111
Total food stamp benefits received	\$2.6 mil

Child Protection and Permanency

Children involved in hotline reports	184
Children with substantiated abuse or neglect	9
Children with family assessments	92
Average monthly children in foster care	22
Children adopted	1
Total Children's Services expenditures ⁽⁵⁾	\$0.1 mil
Average monthly children receiving subsidized child care	50
Child care expenditures	\$94,789

Youth Services

Youths Committed ⁽⁶⁾	3
Average monthly youths in DYS custody	3

(1) Does not include Women's Health Services.

(2) Does not include Buy-In for Medicare premiums.

(3) Includes Transitional Employment Benefit (TEB) cases.

(4) Does not include TEB cases.

(5) Payments to Performance Based Contractors are only included at the statewide level.

(6) Does not include seven (7) dual jurisdiction cases statewide.



QUICK FACTS ABOUT DSS IN Boone

MO HealthNet

Number of people enrolled for MO HealthNet services ⁽¹⁾	16,908
MO HealthNet dollars spent in state fiscal year 2009 ⁽²⁾	\$134.2 mil
Estimated portion of \$134.2 mil that was federal dollars	\$84.0 mil
MO HealthNet dollars for inpatient hospital services	\$9.1 mil
MO HealthNet dollars for physician services	\$8.4 mil
MO HealthNet dollars for nursing home services	\$12.1 mil
MO HealthNet dollars for pharmacy services	\$11.3 mil
MO HealthNet dollars for managed care payments	\$34.4 mil

Family Support

Child support collections (IV-D and non-IV-D)	\$17.8 mil
Average monthly temporary assistance families ⁽³⁾	943
Total temporary assistance payments ⁽⁴⁾	\$2.6 mil
Average monthly food stamp benefit recipients	16,562
Total food stamp benefits received	\$22.9 mil

Child Protection and Permanency

Children involved in hotline reports	1,479
Children with substantiated abuse or neglect	78
Children with family assessments	786
Average monthly children in foster care	209
Children adopted	18
Total Children's Services expenditures ⁽⁵⁾	\$3.8 mil
Average monthly children receiving subsidized child care	1,179
Child care expenditures	\$4.7 mil

Youth Services

Youths Committed ⁽⁶⁾	19
Average monthly youths in DYS custody	54

(1) Does not include Women's Health Services.

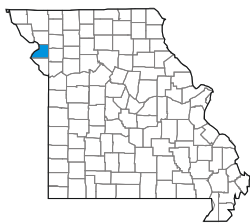
(2) Does not include Buy-In for Medicare premiums.

(3) Includes Transitional Employment Benefit (TEB) cases.

(4) Does not include TEB cases.

(5) Payments to Performance Based Contractors are only included at the statewide level.

(6) Does not include seven (7) dual jurisdiction cases statewide.



QUICK FACTS ABOUT DSS IN Buchanan

MO HealthNet

Number of people enrolled for MO HealthNet services ⁽¹⁾	15,080
MO HealthNet dollars spent in state fiscal year 2009 ⁽²⁾	\$113.7 mil
Estimated portion of \$113.7 mil that was federal dollars	\$71.1 mil
MO HealthNet dollars for inpatient hospital services	\$15.6 mil
MO HealthNet dollars for physician services	\$11.0 mil
MO HealthNet dollars for nursing home services	\$11.7 mil
MO HealthNet dollars for pharmacy services	\$16.1 mil
MO HealthNet dollars for managed care payments	\$0.2 mil

Family Support

Child support collections (IV-D and non-IV-D)	\$18.8 mil
Average monthly temporary assistance families ⁽³⁾	786
Total temporary assistance payments ⁽⁴⁾	\$2.1 mil
Average monthly food stamp benefit recipients	14,109
Total food stamp benefits received	\$18.9 mil

Child Protection and Permanency

Children involved in hotline reports	1,591
Children with substantiated abuse or neglect	89
Children with family assessments	841
Average monthly children in foster care	61
Children adopted	2
Total Children's Services expenditures ⁽⁵⁾	\$1.1 mil
Average monthly children receiving subsidized child care	678
Child care expenditures	\$2.5 mil

Youth Services

Youths Committed ⁽⁶⁾	14
Average monthly youths in DYS custody	14

(1) Does not include Women's Health Services.

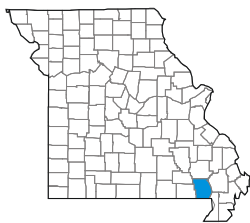
(2) Does not include Buy-In for Medicare premiums.

(3) Includes Transitional Employment Benefit (TEB) cases.

(4) Does not include TEB cases.

(5) Payments to Performance Based Contractors are only included at the statewide level.

(6) Does not include seven (7) dual jurisdiction cases statewide.



QUICK FACTS ABOUT DSS IN Butler

MO HealthNet

Number of people enrolled for MO HealthNet services ⁽¹⁾	10,859
MO HealthNet dollars spent in state fiscal year 2009 ⁽²⁾	\$86.6 mil
Estimated portion of \$86.6 mil that was federal dollars	\$54.2 mil
MO HealthNet dollars for inpatient hospital services	\$11.5 mil
MO HealthNet dollars for physician services	\$12.3 mil
MO HealthNet dollars for nursing home services	\$10.7 mil
MO HealthNet dollars for pharmacy services	\$16.6 mil
MO HealthNet dollars for managed care payments	\$69,894

Family Support

Child support collections (IV-D and non-IV-D)	\$5.8 mil
Average monthly temporary assistance families ⁽³⁾	628
Total temporary assistance payments ⁽⁴⁾	\$1.7 mil
Average monthly food stamp benefit recipients	9,469
Total food stamp benefits received	\$11.8 mil

Child Protection and Permanency

Children involved in hotline reports	816
Children with substantiated abuse or neglect	47
Children with family assessments	436
Average monthly children in foster care	70
Children adopted	8
Total Children's Services expenditures ⁽⁵⁾	\$1.1 mil
Average monthly children receiving subsidized child care	395
Child care expenditures	\$1.0 mil

Youth Services

Youths Committed ⁽⁶⁾	14
Average monthly youths in DYS custody	35

(1) Does not include Women's Health Services.

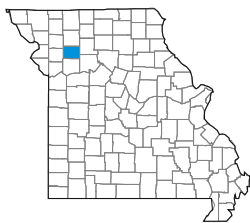
(2) Does not include Buy-In for Medicare premiums.

(3) Includes Transitional Employment Benefit (TEB) cases.

(4) Does not include TEB cases.

(5) Payments to Performance Based Contractors are only included at the statewide level.

(6) Does not include seven (7) dual jurisdiction cases statewide.



QUICK FACTS ABOUT DSS IN Caldwell

MO HealthNet

Number of people enrolled for MO HealthNet services ⁽¹⁾	1,190
MO HealthNet dollars spent in state fiscal year 2009 ⁽²⁾	\$7.1 mil
Estimated portion of \$7.1 mil that was federal dollars	\$4.5 mil
MO HealthNet dollars for inpatient hospital services	\$1.2 mil
MO HealthNet dollars for physician services	\$1.2 mil
MO HealthNet dollars for nursing home services	\$1.2 mil
MO HealthNet dollars for pharmacy services	\$0.8 mil
MO HealthNet dollars for managed care payments	\$32,426

Family Support

Child support collections (IV-D and non-IV-D)	\$1.7 mil
Average monthly temporary assistance families ⁽³⁾	57
Total temporary assistance payments ⁽⁴⁾	\$0.2 mil
Average monthly food stamp benefit recipients	1,067
Total food stamp benefits received	\$1.3 mil

Child Protection and Permanency

Children involved in hotline reports	331
Children with substantiated abuse or neglect	6
Children with family assessments	62
Average monthly children in foster care	13
Children adopted	0
Total Children's Services expenditures ⁽⁵⁾	\$0.2 mil
Average monthly children receiving subsidized child care	7
Child care expenditures	\$18,092

Youth Services

Youths Committed ⁽⁶⁾	3
Average monthly youths in DYS custody	5

(1) Does not include Women's Health Services.

(2) Does not include Buy-In for Medicare premiums.

(3) Includes Transitional Employment Benefit (TEB) cases.

(4) Does not include TEB cases.

(5) Payments to Performance Based Contractors are only included at the statewide level.

(6) Does not include seven (7) dual jurisdiction cases statewide.



QUICK FACTS ABOUT DSS IN Callaway

MO HealthNet

Number of people enrolled for MO HealthNet services ⁽¹⁾	5,059
MO HealthNet dollars spent in state fiscal year 2009 ⁽²⁾	\$35.0 mil
Estimated portion of \$35.0 mil that was federal dollars	\$21.9 mil
MO HealthNet dollars for inpatient hospital services	\$3.4 mil
MO HealthNet dollars for physician services	\$1.7 mil
MO HealthNet dollars for nursing home services	\$4.2 mil
MO HealthNet dollars for pharmacy services	\$3.3 mil
MO HealthNet dollars for managed care payments	\$10.4 mil

Family Support

Child support collections (IV-D and non-IV-D)	\$5.0 mil
Average monthly temporary assistance families ⁽³⁾	240
Total temporary assistance payments ⁽⁴⁾	\$0.6 mil
Average monthly food stamp benefit recipients	4,629
Total food stamp benefits received	\$6.1 mil

Child Protection and Permanency

Children involved in hotline reports	331
Children with substantiated abuse or neglect	41
Children with family assessments	327
Average monthly children in foster care	83
Children adopted	4
Total Children's Services expenditures ⁽⁵⁾	\$1.7 mil
Average monthly children receiving subsidized child care	126
Child care expenditures	\$0.3 mil

Youth Services

Youths Committed ⁽⁶⁾	3
Average monthly youths in DYS custody	11

SFY-2009

(1) Does not include Women's Health Services.

(2) Does not include Buy-In for Medicare premiums.

(3) Includes Transitional Employment Benefit (TEB) cases.

(4) Does not include TEB cases.

(5) Payments to Performance Based Contractors are only included at the statewide level.

(6) Does not include seven (7) dual jurisdiction cases statewide.



QUICK FACTS ABOUT DSS IN Camden

MO HealthNet

Number of people enrolled for MO HealthNet services ⁽¹⁾	5,193
MO HealthNet dollars spent in state fiscal year 2009 ⁽²⁾	\$29.4 mil
Estimated portion of \$29.4 mil that was federal dollars	\$18.4 mil
MO HealthNet dollars for inpatient hospital services	\$1.9 mil
MO HealthNet dollars for physician services	\$1.5 mil
MO HealthNet dollars for nursing home services	\$3.8 mil
MO HealthNet dollars for pharmacy services	\$2.7 mil
MO HealthNet dollars for managed care payments	\$10.6 mil

Family Support

Child support collections (IV-D and non-IV-D)	\$4.2 mil
Average monthly temporary assistance families ⁽³⁾	170
Total temporary assistance payments ⁽⁴⁾	\$0.5 mil
Average monthly food stamp benefit recipients	4,746
Total food stamp benefits received	\$6.1 mil

Child Protection and Permanency

Children involved in hotline reports	492
Children with substantiated abuse or neglect	44
Children with family assessments	239
Average monthly children in foster care	45
Children adopted	0
Total Children's Services expenditures ⁽⁵⁾	\$0.3 mil
Average monthly children receiving subsidized child care	60
Child care expenditures	\$0.1 mil

Youth Services

Youths Committed ⁽⁶⁾	6
Average monthly youths in DYS custody	8

(1) Does not include Women's Health Services.

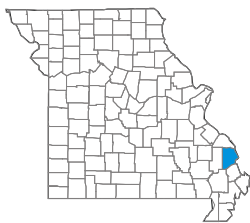
(2) Does not include Buy-In for Medicare premiums.

(3) Includes Transitional Employment Benefit (TEB) cases.

(4) Does not include TEB cases.

(5) Payments to Performance Based Contractors are only included at the statewide level.

(6) Does not include seven (7) dual jurisdiction cases statewide.



QUICK FACTS ABOUT DSS IN Cape Girardeau

MO HealthNet

Number of people enrolled for MO HealthNet services ⁽¹⁾	9,522
MO HealthNet dollars spent in state fiscal year 2009 ⁽²⁾	\$72.4 mil
Estimated portion of \$72.4 mil that was federal dollars	\$45.3 mil
MO HealthNet dollars for inpatient hospital services	\$9.5 mil
MO HealthNet dollars for physician services	\$7.7 mil
MO HealthNet dollars for nursing home services	\$14.2 mil
MO HealthNet dollars for pharmacy services	\$10.9 mil
MO HealthNet dollars for managed care payments	\$0.1 mil

Family Support

Child support collections (IV-D and non-IV-D)	\$11.7 mil
Average monthly temporary assistance families ⁽³⁾	464
Total temporary assistance payments ⁽⁴⁾	\$1.2 mil
Average monthly food stamp benefit recipients	8,513
Total food stamp benefits received	\$11.2 mil

Child Protection and Permanency

Children involved in hotline reports	823
Children with substantiated abuse or neglect	57
Children with family assessments	489
Average monthly children in foster care	108
Children adopted	6
Total Children's Services expenditures ⁽⁵⁾	\$1.5 mil
Average monthly children receiving subsidized child care	478
Child care expenditures	\$1.0 mil

Youth Services

Youths Committed ⁽⁶⁾	13
Average monthly youths in DYS custody	40

(1) Does not include Women's Health Services.

(2) Does not include Buy-In for Medicare premiums.

(3) Includes Transitional Employment Benefit (TEB) cases.

(4) Does not include TEB cases.

(5) Payments to Performance Based Contractors are only included at the statewide level.

(6) Does not include seven (7) dual jurisdiction cases statewide.



QUICK FACTS ABOUT DSS IN Carroll

MO HealthNet

Number of people enrolled for MO HealthNet services ⁽¹⁾	1,440
MO HealthNet dollars spent in state fiscal year 2009 ⁽²⁾	\$10.1 mil
Estimated portion of \$10.1 mil that was federal dollars	\$6.3 mil
MO HealthNet dollars for inpatient hospital services	\$1.0 mil
MO HealthNet dollars for physician services	\$0.8 mil
MO HealthNet dollars for nursing home services	\$2.2 mil
MO HealthNet dollars for pharmacy services	\$1.5 mil
MO HealthNet dollars for managed care payments	\$54,804

Family Support

Child support collections (IV-D and non-IV-D)	\$1.8 mil
Average monthly temporary assistance families ⁽³⁾	66
Total temporary assistance payments ⁽⁴⁾	\$0.2 mil
Average monthly food stamp benefit recipients	1,214
Total food stamp benefits received	\$1.4 mil

Child Protection and Permanency

Children involved in hotline reports	138
Children with substantiated abuse or neglect	4
Children with family assessments	72
Average monthly children in foster care	2
Children adopted	1
Total Children's Services expenditures ⁽⁵⁾	\$32,188
Average monthly children receiving subsidized child care	13
Child care expenditures	\$21,177

Youth Services

Youths Committed ⁽⁶⁾	4
Average monthly youths in DYS custody	4

(1) Does not include Women's Health Services.

(2) Does not include Buy-In for Medicare premiums.

(3) Includes Transitional Employment Benefit (TEB) cases.

(4) Does not include TEB cases.

(5) Payments to Performance Based Contractors are only included at the statewide level.

(6) Does not include seven (7) dual jurisdiction cases statewide.



QUICK FACTS ABOUT DSS IN Carter

MO HealthNet

Number of people enrolled for MO HealthNet services ⁽¹⁾	1,749
MO HealthNet dollars spent in state fiscal year 2009 ⁽²⁾	\$13.0 mil
Estimated portion of \$13.0 mil that was federal dollars	\$8.1 mil
MO HealthNet dollars for inpatient hospital services	\$1.4 mil
MO HealthNet dollars for physician services	\$2.0 mil
MO HealthNet dollars for nursing home services	\$1.0 mil
MO HealthNet dollars for pharmacy services	\$2.5 mil
MO HealthNet dollars for managed care payments	\$18,520

Family Support

Child support collections (IV-D and non-IV-D)	\$1.2 mil
Average monthly temporary assistance families ⁽³⁾	56
Total temporary assistance payments ⁽⁴⁾	\$0.2 mil
Average monthly food stamp benefit recipients	1,586
Total food stamp benefits received	\$1.8 mil

Child Protection and Permanency

Children involved in hotline reports	331
Children with substantiated abuse or neglect	5
Children with family assessments	32
Average monthly children in foster care	3
Children adopted	0
Total Children's Services expenditures ⁽⁵⁾	\$63,050
Average monthly children receiving subsidized child care	13
Child care expenditures	\$19,131

Youth Services

Youths Committed ⁽⁶⁾	0
Average monthly youths in DYS custody	0

(1) Does not include Women's Health Services.

(2) Does not include Buy-In for Medicare premiums.

(3) Includes Transitional Employment Benefit (TEB) cases.

(4) Does not include TEB cases.

(5) Payments to Performance Based Contractors are only included at the statewide level.

(6) Does not include seven (7) dual jurisdiction cases statewide.



QUICK FACTS ABOUT DSS IN Cass

MO HealthNet

Number of people enrolled for MO HealthNet services ⁽¹⁾	9,642
MO HealthNet dollars spent in state fiscal year 2009 ⁽²⁾	\$69.2 mil
Estimated portion of \$69.2 mil that was federal dollars	\$43.3 mil
MO HealthNet dollars for inpatient hospital services	\$3.7 mil
MO HealthNet dollars for physician services	\$2.6 mil
MO HealthNet dollars for nursing home services	\$15.0 mil
MO HealthNet dollars for pharmacy services	\$8.7 mil
MO HealthNet dollars for managed care payments	\$19.5 mil

Family Support

Child support collections (IV-D and non-IV-D)	\$13.8 mil
Average monthly temporary assistance families ⁽³⁾	464
Total temporary assistance payments ⁽⁴⁾	\$1.3 mil
Average monthly food stamp benefit recipients	8,496
Total food stamp benefits received	\$11.4 mil

Child Protection and Permanency

Children involved in hotline reports	981
Children with substantiated abuse or neglect	61
Children with family assessments	464
Average monthly children in foster care	97
Children adopted	20
Total Children's Services expenditures ⁽⁵⁾	\$2.4 mil
Average monthly children receiving subsidized child care	396
Child care expenditures	\$1.4 mil

Youth Services

Youths Committed ⁽⁶⁾	9
Average monthly youths in DYS custody	5

SFY-2009

(1) Does not include Women's Health Services.

(2) Does not include Buy-In for Medicare premiums.

(3) Includes Transitional Employment Benefit (TEB) cases.

(4) Does not include TEB cases.

(5) Payments to Performance Based Contractors are only included at the statewide level.

(6) Does not include seven (7) dual jurisdiction cases statewide.



QUICK FACTS ABOUT DSS IN Cedar

MO HealthNet

Number of people enrolled for MO HealthNet services ⁽¹⁾	2,917
MO HealthNet dollars spent in state fiscal year 2009 ⁽²⁾	\$19.6 mil
Estimated portion of \$19.6 mil that was federal dollars	\$12.3 mil
MO HealthNet dollars for inpatient hospital services	\$1.0 mil
MO HealthNet dollars for physician services	\$1.1 mil
MO HealthNet dollars for nursing home services	\$3.2 mil
MO HealthNet dollars for pharmacy services	\$2.3 mil
MO HealthNet dollars for managed care payments	\$4.9 mil

Family Support

Child support collections (IV-D and non-IV-D)	\$1.8 mil
Average monthly temporary assistance families ⁽³⁾	134
Total temporary assistance payments ⁽⁴⁾	\$0.4 mil
Average monthly food stamp benefit recipients	2,627
Total food stamp benefits received	\$3.2 mil

Child Protection and Permanency

Children involved in hotline reports	229
Children with substantiated abuse or neglect	13
Children with family assessments	142
Average monthly children in foster care	15
Children adopted	5
Total Children's Services expenditures ⁽⁵⁾	\$0.3 mil
Average monthly children receiving subsidized child care	72
Child care expenditures	\$0.1 mil

Youth Services

Youths Committed ⁽⁶⁾	1
Average monthly youths in DYS custody	5

SFY-2009

(1) Does not include Women's Health Services.

(2) Does not include Buy-In for Medicare premiums.

(3) Includes Transitional Employment Benefit (TEB) cases.

(4) Does not include TEB cases.

(5) Payments to Performance Based Contractors are only included at the statewide level.

(6) Does not include seven (7) dual jurisdiction cases statewide.



QUICK FACTS ABOUT DSS IN Chariton

MO HealthNet

Number of people enrolled for MO HealthNet services ⁽¹⁾	1,003
MO HealthNet dollars spent in state fiscal year 2009 ⁽²⁾	\$8.0 mil
Estimated portion of \$8.0 mil that was federal dollars	\$5.0 mil
MO HealthNet dollars for inpatient hospital services	\$0.4 mil
MO HealthNet dollars for physician services	\$0.4 mil
MO HealthNet dollars for nursing home services	\$3.2 mil
MO HealthNet dollars for pharmacy services	\$0.6 mil
MO HealthNet dollars for managed care payments	\$1.7 mil

Family Support

Child support collections (IV-D and non-IV-D)	\$1.4 mil
Average monthly temporary assistance families ⁽³⁾	24
Total temporary assistance payments ⁽⁴⁾	\$67,428
Average monthly food stamp benefit recipients	716
Total food stamp benefits received	\$0.8 mil

Child Protection and Permanency

Children involved in hotline reports	331
Children with substantiated abuse or neglect	29
Children with family assessments	32
Average monthly children in foster care	22
Children adopted	8
Total Children's Services expenditures ⁽⁵⁾	\$83,649
Average monthly children receiving subsidized child care	19
Child care expenditures	\$40,032

Youth Services

Youths Committed ⁽⁶⁾	0
Average monthly youths in DYS custody	0

(1) Does not include Women's Health Services.

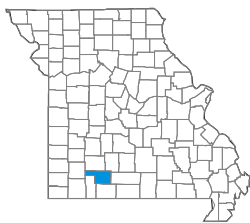
(2) Does not include Buy-In for Medicare premiums.

(3) Includes Transitional Employment Benefit (TEB) cases.

(4) Does not include TEB cases.

(5) Payments to Performance Based Contractors are only included at the statewide level.

(6) Does not include seven (7) dual jurisdiction cases statewide.



QUICK FACTS ABOUT DSS IN Christian

MO HealthNet

Number of people enrolled for MO HealthNet services ⁽¹⁾	8,386
MO HealthNet dollars spent in state fiscal year 2009 ⁽²⁾	\$39.7 mil
Estimated portion of \$39.7 mil that was federal dollars	\$24.8 mil
MO HealthNet dollars for inpatient hospital services	\$5.2 mil
MO HealthNet dollars for physician services	\$5.0 mil
MO HealthNet dollars for nursing home services	\$4.4 mil
MO HealthNet dollars for pharmacy services	\$8.6 mil
MO HealthNet dollars for managed care payments	\$77,923

Family Support

Child support collections (IV-D and non-IV-D)	\$9.4 mil
Average monthly temporary assistance families ⁽³⁾	286
Total temporary assistance payments ⁽⁴⁾	\$0.8 mil
Average monthly food stamp benefit recipients	7,400
Total food stamp benefits received	\$9.6 mil

Child Protection and Permanency

Children involved in hotline reports	1,015
Children with substantiated abuse or neglect	63
Children with family assessments	505
Average monthly children in foster care	126
Children adopted	12
Total Children's Services expenditures ⁽⁵⁾	\$2.3 mil
Average monthly children receiving subsidized child care	312
Child care expenditures	\$0.8 mil

Youth Services

Youths Committed ⁽⁶⁾	24
Average monthly youths in DYS custody	27

SFY-2009

(1) Does not include Women's Health Services.

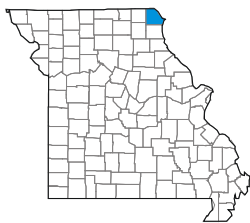
(2) Does not include Buy-In for Medicare premiums.

(3) Includes Transitional Employment Benefit (TEB) cases.

(4) Does not include TEB cases.

(5) Payments to Performance Based Contractors are only included at the statewide level.

(6) Does not include seven (7) dual jurisdiction cases statewide.



QUICK FACTS ABOUT DSS IN Clark

MO HealthNet

Number of people enrolled for MO HealthNet services ⁽¹⁾	1,065
MO HealthNet dollars spent in state fiscal year 2009 ⁽²⁾	\$5.7 mil
Estimated portion of \$5.7 mil that was federal dollars	\$3.5 mil
MO HealthNet dollars for inpatient hospital services	\$0.6 mil
MO HealthNet dollars for physician services	\$0.6 mil
MO HealthNet dollars for nursing home services	\$1.2 mil
MO HealthNet dollars for pharmacy services	\$1.3 mil
MO HealthNet dollars for managed care payments	\$2,975

Family Support

Child support collections (IV-D and non-IV-D)	\$1.5 mil
Average monthly temporary assistance families ⁽³⁾	16
Total temporary assistance payments ⁽⁴⁾	\$42,960
Average monthly food stamp benefit recipients	754
Total food stamp benefits received	\$0.8 mil

Child Protection and Permanency

Children involved in hotline reports	84
Children with substantiated abuse or neglect	4
Children with family assessments	43
Average monthly children in foster care	29
Children adopted	0
Total Children's Services expenditures ⁽⁵⁾	\$0.6 mil
Average monthly children receiving subsidized child care	20
Child care expenditures	\$49,981

Youth Services

Youths Committed ⁽⁶⁾	0
Average monthly youths in DYS custody	0

(1) Does not include Women's Health Services.

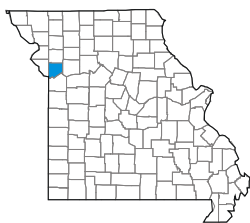
(2) Does not include Buy-In for Medicare premiums.

(3) Includes Transitional Employment Benefit (TEB) cases.

(4) Does not include TEB cases.

(5) Payments to Performance Based Contractors are only included at the statewide level.

(6) Does not include seven (7) dual jurisdiction cases statewide.



QUICK FACTS ABOUT DSS IN Clay

MO HealthNet

Number of people enrolled for MO HealthNet services ⁽¹⁾	18,176
MO HealthNet dollars spent in state fiscal year 2009 ⁽²⁾	\$127.0 mil
Estimated portion of \$127.0 mil that was federal dollars	\$79.5 mil
MO HealthNet dollars for inpatient hospital services	\$9.0 mil
MO HealthNet dollars for physician services	\$6.1 mil
MO HealthNet dollars for nursing home services	\$23.0 mil
MO HealthNet dollars for pharmacy services	\$14.6 mil
MO HealthNet dollars for managed care payments	\$37.1 mil

Family Support

Child support collections (IV-D and non-IV-D)	\$34.5 mil
Average monthly temporary assistance families ⁽³⁾	736
Total temporary assistance payments ⁽⁴⁾	\$2.1 mil
Average monthly food stamp benefit recipients	16,366
Total food stamp benefits received	\$22.1 mil

Child Protection and Permanency

Children involved in hotline reports	1,931
Children with substantiated abuse or neglect	138
Children with family assessments	915
Average monthly children in foster care	116
Children adopted	29
Total Children's Services expenditures ⁽⁵⁾	\$2.9 mil
Average monthly children receiving subsidized child care	782
Child care expenditures	\$2.8 mil

Youth Services

Youths Committed ⁽⁶⁾	26
Average monthly youths in DYS custody	34

(1) Does not include Women's Health Services.

(2) Does not include Buy-In for Medicare premiums.

(3) Includes Transitional Employment Benefit (TEB) cases.

(4) Does not include TEB cases.

(5) Payments to Performance Based Contractors are only included at the statewide level.

(6) Does not include seven (7) dual jurisdiction cases statewide.



QUICK FACTS ABOUT DSS IN Clinton

MO HealthNet

Number of people enrolled for MO HealthNet services ⁽¹⁾	1,880
MO HealthNet dollars spent in state fiscal year 2009 ⁽²⁾	\$13.5 mil
Estimated portion of \$13.5 mil that was federal dollars	\$8.5 mil
MO HealthNet dollars for inpatient hospital services	\$2.0 mil
MO HealthNet dollars for physician services	\$1.2 mil
MO HealthNet dollars for nursing home services	\$3.9 mil
MO HealthNet dollars for pharmacy services	\$1.6 mil
MO HealthNet dollars for managed care payments	\$66,718

Family Support

Child support collections (IV-D and non-IV-D)	\$4.0 mil
Average monthly temporary assistance families ⁽³⁾	62
Total temporary assistance payments ⁽⁴⁾	\$0.2 mil
Average monthly food stamp benefit recipients	1,518
Total food stamp benefits received	\$1.9 mil

Child Protection and Permanency

Children involved in hotline reports	213
Children with substantiated abuse or neglect	27
Children with family assessments	120
Average monthly children in foster care	26
Children adopted	3
Total Children's Services expenditures ⁽⁵⁾	\$0.8 mil
Average monthly children receiving subsidized child care	29
Child care expenditures	\$82,786

Youth Services

Youths Committed ⁽⁶⁾	4
Average monthly youths in DYS custody	8

(1) Does not include Women's Health Services.

(2) Does not include Buy-In for Medicare premiums.

(3) Includes Transitional Employment Benefit (TEB) cases.

(4) Does not include TEB cases.

(5) Payments to Performance Based Contractors are only included at the statewide level.

(6) Does not include seven (7) dual jurisdiction cases statewide.



QUICK FACTS ABOUT DSS IN Cole

MO HealthNet

Number of people enrolled for MO HealthNet services ⁽¹⁾	9,418
MO HealthNet dollars spent in state fiscal year 2009 ⁽²⁾	\$53.6 mil
Estimated portion of \$53.6 mil that was federal dollars	\$33.6 mil
MO HealthNet dollars for inpatient hospital services	\$3.6 mil
MO HealthNet dollars for physician services	\$2.5 mil
MO HealthNet dollars for nursing home services	\$8.5 mil
MO HealthNet dollars for pharmacy services	\$4.3 mil
MO HealthNet dollars for managed care payments	\$16.3 mil

Family Support

Child support collections (IV-D and non-IV-D)	\$9.5 mil
Average monthly temporary assistance families ⁽³⁾	524
Total temporary assistance payments ⁽⁴⁾	\$1.5 mil
Average monthly food stamp benefit recipients	7,361
Total food stamp benefits received	\$10.0 mil

Child Protection and Permanency

Children involved in hotline reports	834
Children with substantiated abuse or neglect	23
Children with family assessments	381
Average monthly children in foster care	118
Children adopted	9
Total Children's Services expenditures ⁽⁵⁾	\$2.4 mil
Average monthly children receiving subsidized child care	322
Child care expenditures	\$1.2 mil

Youth Services

Youths Committed ⁽⁶⁾	15
Average monthly youths in DYS custody	15

(1) Does not include Women's Health Services.

(2) Does not include Buy-In for Medicare premiums.

(3) Includes Transitional Employment Benefit (TEB) cases.

(4) Does not include TEB cases.

(5) Payments to Performance Based Contractors are only included at the statewide level.

(6) Does not include seven (7) dual jurisdiction cases statewide.



QUICK FACTS ABOUT DSS IN Cooper

MO HealthNet

Number of people enrolled for MO HealthNet services ⁽¹⁾	2,141
MO HealthNet dollars spent in state fiscal year 2009 ⁽²⁾	\$17.0 mil
Estimated portion of \$17.0 mil that was federal dollars	\$10.7 mil
MO HealthNet dollars for inpatient hospital services	\$0.9 mil
MO HealthNet dollars for physician services	\$0.8 mil
MO HealthNet dollars for nursing home services	\$3.7 mil
MO HealthNet dollars for pharmacy services	\$1.1 mil
MO HealthNet dollars for managed care payments	\$4.3 mil

Family Support

Child support collections (IV-D and non-IV-D)	\$2.7 mil
Average monthly temporary assistance families ⁽³⁾	104
Total temporary assistance payments ⁽⁴⁾	\$0.3 mil
Average monthly food stamp benefit recipients	2,045
Total food stamp benefits received	\$2.6 mil

Child Protection and Permanency

Children involved in hotline reports	264
Children with substantiated abuse or neglect	14
Children with family assessments	145
Average monthly children in foster care	23
Children adopted	0
Total Children's Services expenditures ⁽⁵⁾	\$0.1 mil
Average monthly children receiving subsidized child care	95
Child care expenditures	\$0.2 mil

Youth Services

Youths Committed ⁽⁶⁾	0
Average monthly youths in DYS custody	1

(1) Does not include Women's Health Services.

(2) Does not include Buy-In for Medicare premiums.

(3) Includes Transitional Employment Benefit (TEB) cases.

(4) Does not include TEB cases.

(5) Payments to Performance Based Contractors are only included at the statewide level.

(6) Does not include seven (7) dual jurisdiction cases statewide.



QUICK FACTS ABOUT DSS IN Crawford

MO HealthNet

Number of people enrolled for MO HealthNet services ⁽¹⁾	4,746
MO HealthNet dollars spent in state fiscal year 2009 ⁽²⁾	\$32.4 mil
Estimated portion of \$32.4 mil that was federal dollars	\$20.3 mil
MO HealthNet dollars for inpatient hospital services	\$4.3 mil
MO HealthNet dollars for physician services	\$3.9 mil
MO HealthNet dollars for nursing home services	\$5.4 mil
MO HealthNet dollars for pharmacy services	\$5.8 mil
MO HealthNet dollars for managed care payments	\$0.3 mil

Family Support

Child support collections (IV-D and non-IV-D)	\$3.9 mil
Average monthly temporary assistance families ⁽³⁾	225
Total temporary assistance payments ⁽⁴⁾	\$0.6 mil
Average monthly food stamp benefit recipients	4,523
Total food stamp benefits received	\$5.8 mil

Child Protection and Permanency

Children involved in hotline reports	331
Children with substantiated abuse or neglect	14
Children with family assessments	226
Average monthly children in foster care	71
Children adopted	5
Total Children's Services expenditures ⁽⁵⁾	\$1.1 mil
Average monthly children receiving subsidized child care	79
Child care expenditures	\$0.2 mil

Youth Services

Youths Committed ⁽⁶⁾	8
Average monthly youths in DYS custody	9

(1) Does not include Women's Health Services.

(2) Does not include Buy-In for Medicare premiums.

(3) Includes Transitional Employment Benefit (TEB) cases.

(4) Does not include TEB cases.

(5) Payments to Performance Based Contractors are only included at the statewide level.

(6) Does not include seven (7) dual jurisdiction cases statewide.



QUICK FACTS ABOUT DSS IN Dade

MO HealthNet

Number of people enrolled for MO HealthNet services ⁽¹⁾	1,308
MO HealthNet dollars spent in state fiscal year 2009 ⁽²⁾	\$7.2 mil
Estimated portion of \$7.2 mil that was federal dollars	\$4.5 mil
MO HealthNet dollars for inpatient hospital services	\$0.5 mil
MO HealthNet dollars for physician services	\$0.8 mil
MO HealthNet dollars for nursing home services	\$2.4 mil
MO HealthNet dollars for pharmacy services	\$1.2 mil
MO HealthNet dollars for managed care payments	\$22,461

Family Support

Child support collections (IV-D and non-IV-D)	\$1.1 mil
Average monthly temporary assistance families ⁽³⁾	51
Total temporary assistance payments ⁽⁴⁾	\$0.1 mil
Average monthly food stamp benefit recipients	1,086
Total food stamp benefits received	\$1.2 mil

Child Protection and Permanency

Children involved in hotline reports	331
Children with substantiated abuse or neglect	5
Children with family assessments	48
Average monthly children in foster care	8
Children adopted	1
Total Children's Services expenditures ⁽⁵⁾	\$0.3 mil
Average monthly children receiving subsidized child care	9
Child care expenditures	\$22,314

Youth Services

Youths Committed ⁽⁶⁾	0
Average monthly youths in DYS custody	1

(1) Does not include Women's Health Services.

(2) Does not include Buy-In for Medicare premiums.

(3) Includes Transitional Employment Benefit (TEB) cases.

(4) Does not include TEB cases.

(5) Payments to Performance Based Contractors are only included at the statewide level.

(6) Does not include seven (7) dual jurisdiction cases statewide.



QUICK FACTS ABOUT DSS IN Dallas

MO HealthNet

Number of people enrolled for MO HealthNet services ⁽¹⁾	3,176
MO HealthNet dollars spent in state fiscal year 2009 ⁽²⁾	\$18.7 mil
Estimated portion of \$18.7 mil that was federal dollars	\$11.7 mil
MO HealthNet dollars for inpatient hospital services	\$2.3 mil
MO HealthNet dollars for physician services	\$2.6 mil
MO HealthNet dollars for nursing home services	\$3.4 mil
MO HealthNet dollars for pharmacy services	\$3.8 mil
MO HealthNet dollars for managed care payments	\$64,794

Family Support

Child support collections (IV-D and non-IV-D)	\$2.5 mil
Average monthly temporary assistance families ⁽³⁾	151
Total temporary assistance payments ⁽⁴⁾	\$0.4 mil
Average monthly food stamp benefit recipients	2,997
Total food stamp benefits received	\$3.7 mil

Child Protection and Permanency

Children involved in hotline reports	274
Children with substantiated abuse or neglect	29
Children with family assessments	133
Average monthly children in foster care	19
Children adopted	0
Total Children's Services expenditures ⁽⁵⁾	\$0.3 mil
Average monthly children receiving subsidized child care	42
Child care expenditures	\$87,055

Youth Services

Youths Committed ⁽⁶⁾	9
Average monthly youths in DYS custody	11

(1) Does not include Women's Health Services.

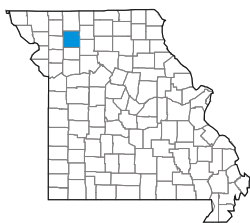
(2) Does not include Buy-In for Medicare premiums.

(3) Includes Transitional Employment Benefit (TEB) cases.

(4) Does not include TEB cases.

(5) Payments to Performance Based Contractors are only included at the statewide level.

(6) Does not include seven (7) dual jurisdiction cases statewide.



QUICK FACTS ABOUT DSS IN Daviess

MO HealthNet

Number of people enrolled for MO HealthNet services ⁽¹⁾	1,097
MO HealthNet dollars spent in state fiscal year 2009 ⁽²⁾	\$5.6 mil
Estimated portion of \$5.6 mil that was federal dollars	\$3.5 mil
MO HealthNet dollars for inpatient hospital services	\$1.0 mil
MO HealthNet dollars for physician services	\$0.7 mil
MO HealthNet dollars for nursing home services	\$0.5 mil
MO HealthNet dollars for pharmacy services	\$1.0 mil
MO HealthNet dollars for managed care payments	\$15,232

Family Support

Child support collections (IV-D and non-IV-D)	\$1.6 mil
Average monthly temporary assistance families ⁽³⁾	41
Total temporary assistance payments ⁽⁴⁾	\$0.1 mil
Average monthly food stamp benefit recipients	904
Total food stamp benefits received	\$1.1 mil

Child Protection and Permanency

Children involved in hotline reports	123
Children with substantiated abuse or neglect	11
Children with family assessments	55
Average monthly children in foster care	6
Children adopted	0
Total Children's Services expenditures ⁽⁵⁾	\$28,252
Average monthly children receiving subsidized child care	10
Child care expenditures	\$17,951

Youth Services

Youths Committed ⁽⁶⁾	3
Average monthly youths in DYS custody	3

(1) Does not include Women's Health Services.

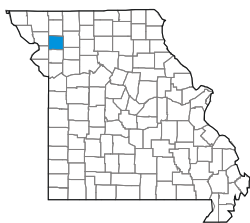
(2) Does not include Buy-In for Medicare premiums.

(3) Includes Transitional Employment Benefit (TEB) cases.

(4) Does not include TEB cases.

(5) Payments to Performance Based Contractors are only included at the statewide level.

(6) Does not include seven (7) dual jurisdiction cases statewide.



QUICK FACTS ABOUT DSS IN DeKalb

MO HealthNet

Number of people enrolled for MO HealthNet services ⁽¹⁾	1,123
MO HealthNet dollars spent in state fiscal year 2009 ⁽²⁾	\$8.3 mil
Estimated portion of \$8.3 mil that was federal dollars	\$5.2 mil
MO HealthNet dollars for inpatient hospital services	\$1.0 mil
MO HealthNet dollars for physician services	\$0.8 mil
MO HealthNet dollars for nursing home services	\$1.4 mil
MO HealthNet dollars for pharmacy services	\$1.4 mil
MO HealthNet dollars for managed care payments	\$19,817

Family Support

Child support collections (IV-D and non-IV-D)	\$1.6 mil
Average monthly temporary assistance families ⁽³⁾	33
Total temporary assistance payments ⁽⁴⁾	\$82,068
Average monthly food stamp benefit recipients	905
Total food stamp benefits received	\$1.1 mil

Child Protection and Permanency

Children involved in hotline reports	105
Children with substantiated abuse or neglect	8
Children with family assessments	52
Average monthly children in foster care	6
Children adopted	0
Total Children's Services expenditures ⁽⁵⁾	\$0.1 mil
Average monthly children receiving subsidized child care	18
Child care expenditures	\$47,872

Youth Services

Youths Committed ⁽⁶⁾	2
Average monthly youths in DYS custody	5

(1) Does not include Women's Health Services.

(2) Does not include Buy-In for Medicare premiums.

(3) Includes Transitional Employment Benefit (TEB) cases.

(4) Does not include TEB cases.

(5) Payments to Performance Based Contractors are only included at the statewide level.

(6) Does not include seven (7) dual jurisdiction cases statewide.



QUICK FACTS ABOUT DSS IN Dent

MO HealthNet	
Number of people enrolled for MO HealthNet services ⁽¹⁾	3,572
MO HealthNet dollars spent in state fiscal year 2009 ⁽²⁾	\$25.3 mil
Estimated portion of \$25.3 mil that was federal dollars	\$15.9 mil
MO HealthNet dollars for inpatient hospital services	\$3.2 mil
MO HealthNet dollars for physician services	\$2.6 mil
MO HealthNet dollars for nursing home services	\$3.1 mil
MO HealthNet dollars for pharmacy services	\$3.6 mil
MO HealthNet dollars for managed care payments	\$0.1 mil
Family Support	
Child support collections (IV-D and non-IV-D)	\$2.3 mil
Average monthly temporary assistance families ⁽³⁾	115
Total temporary assistance payments ⁽⁴⁾	\$0.3 mil
Average monthly food stamp benefit recipients	3,010
Total food stamp benefits received	\$3.7 mil
Child Protection and Permanency	
Children involved in hotline reports	290
Children with substantiated abuse or neglect	13
Children with family assessments	119
Average monthly children in foster care	33
Children adopted	9
Total Children's Services expenditures ⁽⁵⁾	\$1.1 mil
Average monthly children receiving subsidized child care	28
Child care expenditures	\$51,285
Youth Services	
Youths Committed ⁽⁶⁾	1
Average monthly youths in DYS custody	3

SFY-2009

(1) Does not include Women's Health Services.

(2) Does not include Buy-In for Medicare premiums.

(3) Includes Transitional Employment Benefit (TEB) cases.

(4) Does not include TEB cases.

(5) Payments to Performance Based Contractors are only included at the statewide level.

(6) Does not include seven (7) dual jurisdiction cases statewide.



QUICK FACTS ABOUT DSS IN Douglas

MO HealthNet

Number of people enrolled for MO HealthNet services ⁽¹⁾	3,043
MO HealthNet dollars spent in state fiscal year 2009 ⁽²⁾	\$15.0 mil
Estimated portion of \$15.0 mil that was federal dollars	\$9.4 mil
MO HealthNet dollars for inpatient hospital services	\$2.0 mil
MO HealthNet dollars for physician services	\$2.7 mil
MO HealthNet dollars for nursing home services	\$1.8 mil
MO HealthNet dollars for pharmacy services	\$3.1 mil
MO HealthNet dollars for managed care payments	\$8,173

Family Support

Child support collections (IV-D and non-IV-D)	\$2.0 mil
Average monthly temporary assistance families ⁽³⁾	111
Total temporary assistance payments ⁽⁴⁾	\$0.3 mil
Average monthly food stamp benefit recipients	2,804
Total food stamp benefits received	\$3.5 mil

Child Protection and Permanency

Children involved in hotline reports	192
Children with substantiated abuse or neglect	26
Children with family assessments	91
Average monthly children in foster care	9
Children adopted	0
Total Children's Services expenditures ⁽⁵⁾	\$0.2 mil
Average monthly children receiving subsidized child care	27
Child care expenditures	\$52,897

Youth Services

Youths Committed ⁽⁶⁾	2
Average monthly youths in DYS custody	3

(1) Does not include Women's Health Services.

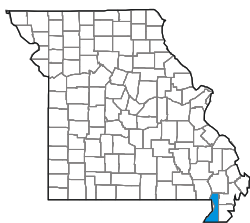
(2) Does not include Buy-In for Medicare premiums.

(3) Includes Transitional Employment Benefit (TEB) cases.

(4) Does not include TEB cases.

(5) Payments to Performance Based Contractors are only included at the statewide level.

(6) Does not include seven (7) dual jurisdiction cases statewide.



QUICK FACTS ABOUT DSS IN Dunklin

MO HealthNet

Number of people enrolled for MO HealthNet services ⁽¹⁾	10,253
MO HealthNet dollars spent in state fiscal year 2009 ⁽²⁾	\$91.0 mil
Estimated portion of \$91.0 mil that was federal dollars	\$57.0 mil
MO HealthNet dollars for inpatient hospital services	\$10.0 mil
MO HealthNet dollars for physician services	\$9.7 mil
MO HealthNet dollars for nursing home services	\$12.5 mil
MO HealthNet dollars for pharmacy services	\$17.1 mil
MO HealthNet dollars for managed care payments	\$29,809

Family Support

Child support collections (IV-D and non-IV-D)	\$5.7 mil
Average monthly temporary assistance families ⁽³⁾	611
Total temporary assistance payments ⁽⁴⁾	\$1.7 mil
Average monthly food stamp benefit recipients	9,472
Total food stamp benefits received	\$12.0 mil

Child Protection and Permanency

Children involved in hotline reports	707
Children with substantiated abuse or neglect	37
Children with family assessments	317
Average monthly children in foster care	73
Children adopted	0
Total Children's Services expenditures ⁽⁵⁾	\$0.6 mil
Average monthly children receiving subsidized child care	242
Child care expenditures	\$0.5 mil

Youth Services

Youths Committed ⁽⁶⁾	5
Average monthly youths in DYS custody	9

(1) Does not include Women's Health Services.

(2) Does not include Buy-In for Medicare premiums.

(3) Includes Transitional Employment Benefit (TEB) cases.

(4) Does not include TEB cases.

(5) Payments to Performance Based Contractors are only included at the statewide level.

(6) Does not include seven (7) dual jurisdiction cases statewide.



QUICK FACTS ABOUT DSS IN Franklin

MO HealthNet

Number of people enrolled for MO HealthNet services ⁽¹⁾	10,061
MO HealthNet dollars spent in state fiscal year 2009 ⁽²⁾	\$68.1 mil
Estimated portion of \$68.1 mil that was federal dollars	\$42.6 mil
MO HealthNet dollars for inpatient hospital services	\$5.4 mil
MO HealthNet dollars for physician services	\$3.7 mil
MO HealthNet dollars for nursing home services	\$11.3 mil
MO HealthNet dollars for pharmacy services	\$7.0 mil
MO HealthNet dollars for managed care payments	\$20.5 mil

Family Support

Child support collections (IV-D and non-IV-D)	\$12.9 mil
Average monthly temporary assistance families ⁽³⁾	350
Total temporary assistance payments ⁽⁴⁾	\$1.0 mil
Average monthly food stamp benefit recipients	9,336
Total food stamp benefits received	\$12.0 mil

Child Protection and Permanency

Children involved in hotline reports	1,172
Children with substantiated abuse or neglect	95
Children with family assessments	582
Average monthly children in foster care	141
Children adopted	25
Total Children's Services expenditures ⁽⁵⁾	\$2.1 mil
Average monthly children receiving subsidized child care	317
Child care expenditures	\$1.1 mil

Youth Services

Youths Committed ⁽⁶⁾	16
Average monthly youths in DYS custody	27

(1) Does not include Women's Health Services.

(2) Does not include Buy-In for Medicare premiums.

(3) Includes Transitional Employment Benefit (TEB) cases.

(4) Does not include TEB cases.

(5) Payments to Performance Based Contractors are only included at the statewide level.

(6) Does not include seven (7) dual jurisdiction cases statewide.



QUICK FACTS ABOUT DSS IN Gasconade

MO HealthNet

Number of people enrolled for MO HealthNet services ⁽¹⁾	1,873
MO HealthNet dollars spent in state fiscal year 2009 ⁽²⁾	\$16.3 mil
Estimated portion of \$16.3 mil that was federal dollars	\$10.2 mil
MO HealthNet dollars for inpatient hospital services	\$1.3 mil
MO HealthNet dollars for physician services	\$0.7 mil
MO HealthNet dollars for nursing home services	\$5.5 mil
MO HealthNet dollars for pharmacy services	\$1.4 mil
MO HealthNet dollars for managed care payments	\$3.4 mil

Family Support

Child support collections (IV-D and non-IV-D)	\$2.1 mil
Average monthly temporary assistance families ⁽³⁾	36
Total temporary assistance payments ⁽⁴⁾	\$0.1 mil
Average monthly food stamp benefit recipients	1,660
Total food stamp benefits received	\$2.1 mil

Child Protection and Permanency

Children involved in hotline reports	204
Children with substantiated abuse or neglect	3
Children with family assessments	115
Average monthly children in foster care	7
Children adopted	0
Total Children's Services expenditures ⁽⁵⁾	\$0.1 mil
Average monthly children receiving subsidized child care	48
Child care expenditures	\$99,319

Youth Services

Youths Committed ⁽⁶⁾	2
Average monthly youths in DYS custody	4

(1) Does not include Women's Health Services.

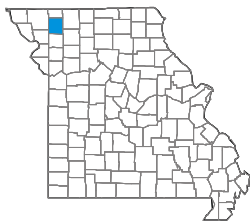
(2) Does not include Buy-In for Medicare premiums.

(3) Includes Transitional Employment Benefit (TEB) cases.

(4) Does not include TEB cases.

(5) Payments to Performance Based Contractors are only included at the statewide level.

(6) Does not include seven (7) dual jurisdiction cases statewide.



QUICK FACTS ABOUT DSS IN Gentry

MO HealthNet

Number of people enrolled for MO HealthNet services ⁽¹⁾	856
MO HealthNet dollars spent in state fiscal year 2009 ⁽²⁾	\$11.9 mil
Estimated portion of \$11.9 mil that was federal dollars	\$7.5 mil
MO HealthNet dollars for inpatient hospital services	\$1.0 mil
MO HealthNet dollars for physician services	\$0.6 mil
MO HealthNet dollars for nursing home services	\$2.4 mil
MO HealthNet dollars for pharmacy services	\$0.9 mil
MO HealthNet dollars for managed care payments	\$1,127

Family Support

Child support collections (IV-D and non-IV-D)	\$1.0 mil
Average monthly temporary assistance families ⁽³⁾	17
Total temporary assistance payments ⁽⁴⁾	\$42,420
Average monthly food stamp benefit recipients	551
Total food stamp benefits received	\$0.6 mil

Child Protection and Permanency

Children involved in hotline reports	69
Children with substantiated abuse or neglect	2
Children with family assessments	41
Average monthly children in foster care	8
Children adopted	3
Total Children's Services expenditures ⁽⁵⁾	\$60,838
Average monthly children receiving subsidized child care	26
Child care expenditures	\$45,470

Youth Services

Youths Committed ⁽⁶⁾	1
Average monthly youths in DYS custody	2

(1) Does not include Women's Health Services.

(2) Does not include Buy-In for Medicare premiums.

(3) Includes Transitional Employment Benefit (TEB) cases.

(4) Does not include TEB cases.

(5) Payments to Performance Based Contractors are only included at the statewide level.

(6) Does not include seven (7) dual jurisdiction cases statewide.



QUICK FACTS ABOUT DSS IN Greene

MO HealthNet

Number of people enrolled for MO HealthNet services ⁽¹⁾	35,765
MO HealthNet dollars spent in state fiscal year 2009 ⁽²⁾	\$228.9 mil
Estimated portion of \$228.9 mil that was federal dollars	\$143.2 mil
MO HealthNet dollars for inpatient hospital services	\$28.8 mil
MO HealthNet dollars for physician services	\$24.1 mil
MO HealthNet dollars for nursing home services	\$36.0 mil
MO HealthNet dollars for pharmacy services	\$39.2 mil
MO HealthNet dollars for managed care payments	\$0.5 mil

Family Support

Child support collections (IV-D and non-IV-D)	\$37.2 mil
Average monthly temporary assistance families ⁽³⁾	1,611
Total temporary assistance payments ⁽⁴⁾	\$4.5 mil
Average monthly food stamp benefit recipients	32,921
Total food stamp benefits received	\$43.5 mil

Child Protection and Permanency

Children involved in hotline reports	4,548
Children with substantiated abuse or neglect	234
Children with family assessments	3,489
Average monthly children in foster care	771
Children adopted	78
Total Children's Services expenditures ⁽⁵⁾	\$9.8 mil
Average monthly children receiving subsidized child care	1,414
Child care expenditures	\$4.9 mil

Youth Services

Youths Committed ⁽⁶⁾	36
Average monthly youths in DYS custody	62

(1) Does not include Women's Health Services.

(2) Does not include Buy-In for Medicare premiums.

(3) Includes Transitional Employment Benefit (TEB) cases.

(4) Does not include TEB cases.

(5) Payments to Performance Based Contractors are only included at the statewide level.

(6) Does not include seven (7) dual jurisdiction cases statewide.



QUICK FACTS ABOUT DSS IN Grundy

MO HealthNet	
Number of people enrolled for MO HealthNet services ⁽¹⁾	1,597
MO HealthNet dollars spent in state fiscal year 2009 ⁽²⁾	\$12.5 mil
Estimated portion of \$12.5 mil that was federal dollars	\$7.8 mil
MO HealthNet dollars for inpatient hospital services	\$2.1 mil
MO HealthNet dollars for physician services	\$0.9 mil
MO HealthNet dollars for nursing home services	\$3.1 mil
MO HealthNet dollars for pharmacy services	\$1.5 mil
MO HealthNet dollars for managed care payments	\$25,596
Family Support	
Child support collections (IV-D and non-IV-D)	\$1.8 mil
Average monthly temporary assistance families ⁽³⁾	51
Total temporary assistance payments ⁽⁴⁾	\$0.1 mil
Average monthly food stamp benefit recipients	1,288
Total food stamp benefits received	\$1.4 mil
Child Protection and Permanency	
Children involved in hotline reports	176
Children with substantiated abuse or neglect	6
Children with family assessments	104
Average monthly children in foster care	28
Children adopted	1
Total Children's Services expenditures ⁽⁵⁾	\$0.4 mil
Average monthly children receiving subsidized child care	43
Child care expenditures	\$87,827
Youth Services	
Youths Committed ⁽⁶⁾	2
Average monthly youths in DYS custody	2

SFY-2009

(1) Does not include Women's Health Services.

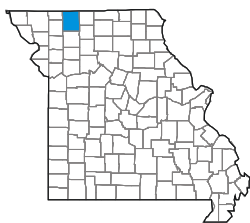
(2) Does not include Buy-In for Medicare premiums.

(3) Includes Transitional Employment Benefit (TEB) cases.

(4) Does not include TEB cases.

(5) Payments to Performance Based Contractors are only included at the statewide level.

(6) Does not include seven (7) dual jurisdiction cases statewide.



QUICK FACTS ABOUT DSS IN Harrison

MO HealthNet

Number of people enrolled for MO HealthNet services ⁽¹⁾	1,559
MO HealthNet dollars spent in state fiscal year 2009 ⁽²⁾	\$12.0 mil
Estimated portion of \$12.0 mil that was federal dollars	\$7.5 mil
MO HealthNet dollars for inpatient hospital services	\$1.1 mil
MO HealthNet dollars for physician services	\$1.0 mil
MO HealthNet dollars for nursing home services	\$2.9 mil
MO HealthNet dollars for pharmacy services	\$1.4 mil
MO HealthNet dollars for managed care payments	\$7,173

Family Support

Child support collections (IV-D and non-IV-D)	\$1.4 mil
Average monthly temporary assistance families ⁽³⁾	38
Total temporary assistance payments ⁽⁴⁾	\$93,936
Average monthly food stamp benefit recipients	1,206
Total food stamp benefits received	\$1.4 mil

Child Protection and Permanency

Children involved in hotline reports	109
Children with substantiated abuse or neglect	13
Children with family assessments	59
Average monthly children in foster care	15
Children adopted	0
Total Children's Services expenditures ⁽⁵⁾	\$0.1 mil
Average monthly children receiving subsidized child care	33
Child care expenditures	\$54,558

Youth Services

Youths Committed ⁽⁶⁾	2
Average monthly youths in DYS custody	2

(1) Does not include Women's Health Services.

(2) Does not include Buy-In for Medicare premiums.

(3) Includes Transitional Employment Benefit (TEB) cases.

(4) Does not include TEB cases.

(5) Payments to Performance Based Contractors are only included at the statewide level.

(6) Does not include seven (7) dual jurisdiction cases statewide.



QUICK FACTS ABOUT DSS IN Henry

MO HealthNet

Number of people enrolled for MO HealthNet services ⁽¹⁾	3,758
MO HealthNet dollars spent in state fiscal year 2009 ⁽²⁾	\$26.6 mil
Estimated portion of \$26.6 mil that was federal dollars	\$16.6 mil
MO HealthNet dollars for inpatient hospital services	\$1.6 mil
MO HealthNet dollars for physician services	\$1.6 mil
MO HealthNet dollars for nursing home services	\$4.1 mil
MO HealthNet dollars for pharmacy services	\$3.5 mil
MO HealthNet dollars for managed care payments	\$6.2 mil

Family Support

Child support collections (IV-D and non-IV-D)	\$3.5 mil
Average monthly temporary assistance families ⁽³⁾	193
Total temporary assistance payments ⁽⁴⁾	\$0.5 mil
Average monthly food stamp benefit recipients	3,542
Total food stamp benefits received	\$4.4 mil

Child Protection and Permanency

Children involved in hotline reports	371
Children with substantiated abuse or neglect	20
Children with family assessments	228
Average monthly children in foster care	39
Children adopted	4
Total Children's Services expenditures ⁽⁵⁾	\$0.6 mil
Average monthly children receiving subsidized child care	128
Child care expenditures	\$0.3 mil

Youth Services

Youths Committed ⁽⁶⁾	1
Average monthly youths in DYS custody	2

(1) Does not include Women's Health Services.

(2) Does not include Buy-In for Medicare premiums.

(3) Includes Transitional Employment Benefit (TEB) cases.

(4) Does not include TEB cases.

(5) Payments to Performance Based Contractors are only included at the statewide level.

(6) Does not include seven (7) dual jurisdiction cases statewide.



QUICK FACTS ABOUT DSS IN Hickory

MO HealthNet	
Number of people enrolled for MO HealthNet services ⁽¹⁾	1,604
MO HealthNet dollars spent in state fiscal year 2009 ⁽²⁾	\$9.0 mil
Estimated portion of \$9.0 mil that was federal dollars	\$5.6 mil
MO HealthNet dollars for inpatient hospital services	\$0.7 mil
MO HealthNet dollars for physician services	\$1.2 mil
MO HealthNet dollars for nursing home services	\$1.2 mil
MO HealthNet dollars for pharmacy services	\$1.8 mil
MO HealthNet dollars for managed care payments	\$61,522
Family Support	
Child support collections (IV-D and non-IV-D)	\$1.1 mil
Average monthly temporary assistance families ⁽³⁾	48
Total temporary assistance payments ⁽⁴⁾	\$0.1 mil
Average monthly food stamp benefit recipients	1,403
Total food stamp benefits received	\$1.6 mil
Child Protection and Permanency	
Children involved in hotline reports	108
Children with substantiated abuse or neglect	8
Children with family assessments	38
Average monthly children in foster care	14
Children adopted	0
Total Children's Services expenditures ⁽⁵⁾	\$0.2 mil
Average monthly children receiving subsidized child care	26
Child care expenditures	\$47,813
Youth Services	
Youths Committed ⁽⁶⁾	0
Average monthly youths in DYS custody	2

SFY-2009

(1) Does not include Women's Health Services.

(2) Does not include Buy-In for Medicare premiums.

(3) Includes Transitional Employment Benefit (TEB) cases.

(4) Does not include TEB cases.

(5) Payments to Performance Based Contractors are only included at the statewide level.

(6) Does not include seven (7) dual jurisdiction cases statewide.



QUICK FACTS ABOUT DSS IN Holt

MO HealthNet

Number of people enrolled for MO HealthNet services ⁽¹⁾	597
MO HealthNet dollars spent in state fiscal year 2009 ⁽²⁾	\$4.7 mil
Estimated portion of \$4.7 mil that was federal dollars	\$2.9 mil
MO HealthNet dollars for inpatient hospital services	\$0.4 mil
MO HealthNet dollars for physician services	\$0.4 mil
MO HealthNet dollars for nursing home services	\$1.7 mil
MO HealthNet dollars for pharmacy services	\$0.6 mil
MO HealthNet dollars for managed care payments	\$63

Family Support

Child support collections (IV-D and non-IV-D)	\$0.9 mil
Average monthly temporary assistance families ⁽³⁾	16
Total temporary assistance payments ⁽⁴⁾	\$46,284
Average monthly food stamp benefit recipients	402
Total food stamp benefits received	\$0.5 mil

Child Protection and Permanency

Children involved in hotline reports	73
Children with substantiated abuse or neglect	3
Children with family assessments	30
Average monthly children in foster care	6
Children adopted	0
Total Children's Services expenditures ⁽⁵⁾	\$81,819
Average monthly children receiving subsidized child care	4
Child care expenditures	\$7,268

Youth Services

Youths Committed ⁽⁶⁾	1
Average monthly youths in DYS custody	1

(1) Does not include Women's Health Services.

(2) Does not include Buy-In for Medicare premiums.

(3) Includes Transitional Employment Benefit (TEB) cases.

(4) Does not include TEB cases.

(5) Payments to Performance Based Contractors are only included at the statewide level.

(6) Does not include seven (7) dual jurisdiction cases statewide.



QUICK FACTS ABOUT DSS IN Howard

MO HealthNet

Number of people enrolled for MO HealthNet services ⁽¹⁾	1,455
MO HealthNet dollars spent in state fiscal year 2009 ⁽²⁾	\$11.9 mil
Estimated portion of \$11.9 mil that was federal dollars	\$7.4 mil
MO HealthNet dollars for inpatient hospital services	\$0.7 mil
MO HealthNet dollars for physician services	\$0.4 mil
MO HealthNet dollars for nursing home services	\$1.8 mil
MO HealthNet dollars for pharmacy services	\$0.9 mil
MO HealthNet dollars for managed care payments	\$2.6 mil

Family Support

Child support collections (IV-D and non-IV-D)	\$1.6 mil
Average monthly temporary assistance families ⁽³⁾	50
Total temporary assistance payments ⁽⁴⁾	\$0.1 mil
Average monthly food stamp benefit recipients	1,160
Total food stamp benefits received	\$1.4 mil

Child Protection and Permanency

Children involved in hotline reports	130
Children with substantiated abuse or neglect	6
Children with family assessments	94
Average monthly children in foster care	7
Children adopted	3
Total Children's Services expenditures ⁽⁵⁾	\$0.2 mil
Average monthly children receiving subsidized child care	30
Child care expenditures	\$65,512

Youth Services

Youths Committed ⁽⁶⁾	0
Average monthly youths in DYS custody	0

(1) Does not include Women's Health Services.

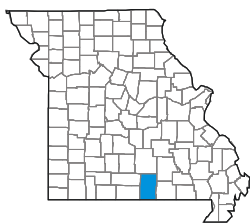
(2) Does not include Buy-In for Medicare premiums.

(3) Includes Transitional Employment Benefit (TEB) cases.

(4) Does not include TEB cases.

(5) Payments to Performance Based Contractors are only included at the statewide level.

(6) Does not include seven (7) dual jurisdiction cases statewide.



QUICK FACTS ABOUT DSS IN Howell

MO HealthNet

Number of people enrolled for MO HealthNet services ⁽¹⁾	8,682
MO HealthNet dollars spent in state fiscal year 2009 ⁽²⁾	\$56.8 mil
Estimated portion of \$56.8 mil that was federal dollars	\$35.6 mil
MO HealthNet dollars for inpatient hospital services	\$6.3 mil
MO HealthNet dollars for physician services	\$8.7 mil
MO HealthNet dollars for nursing home services	\$10.7 mil
MO HealthNet dollars for pharmacy services	\$8.1 mil
MO HealthNet dollars for managed care payments	\$60,275

Family Support

Child support collections (IV-D and non-IV-D)	\$6.5 mil
Average monthly temporary assistance families ⁽³⁾	381
Total temporary assistance payments ⁽⁴⁾	\$1.1 mil
Average monthly food stamp benefit recipients	8,052
Total food stamp benefits received	\$9.9 mil

Child Protection and Permanency

Children involved in hotline reports	794
Children with substantiated abuse or neglect	71
Children with family assessments	320
Average monthly children in foster care	67
Children adopted	2
Total Children's Services expenditures ⁽⁵⁾	\$1.2 mil
Average monthly children receiving subsidized child care	242
Child care expenditures	\$0.5 mil

Youth Services

Youths Committed ⁽⁶⁾	2
Average monthly youths in DYS custody	2

(1) Does not include Women's Health Services.

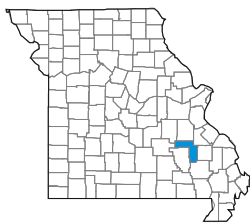
(2) Does not include Buy-In for Medicare premiums.

(3) Includes Transitional Employment Benefit (TEB) cases.

(4) Does not include TEB cases.

(5) Payments to Performance Based Contractors are only included at the statewide level.

(6) Does not include seven (7) dual jurisdiction cases statewide.



QUICK FACTS ABOUT DSS IN Iron

MO HealthNet

Number of people enrolled for MO HealthNet services ⁽¹⁾	2,401
MO HealthNet dollars spent in state fiscal year 2009 ⁽²⁾	\$21.8 mil
Estimated portion of \$21.8 mil that was federal dollars	\$13.6 mil
MO HealthNet dollars for inpatient hospital services	\$2.2 mil
MO HealthNet dollars for physician services	\$2.0 mil
MO HealthNet dollars for nursing home services	\$2.9 mil
MO HealthNet dollars for pharmacy services	\$4.4 mil
MO HealthNet dollars for managed care payments	\$0.1 mil

Family Support

Child support collections (IV-D and non-IV-D)	\$1.8 mil
Average monthly temporary assistance families ⁽³⁾	88
Total temporary assistance payments ⁽⁴⁾	\$0.2 mil
Average monthly food stamp benefit recipients	2,134
Total food stamp benefits received	\$2.6 mil

Child Protection and Permanency

Children involved in hotline reports	168
Children with substantiated abuse or neglect	15
Children with family assessments	72
Average monthly children in foster care	16
Children adopted	0
Total Children's Services expenditures ⁽⁵⁾	\$0.1 mil
Average monthly children receiving subsidized child care	13
Child care expenditures	\$23,475

Youth Services

Youths Committed ⁽⁶⁾	0
Average monthly youths in DYS custody	3

(1) Does not include Women's Health Services.

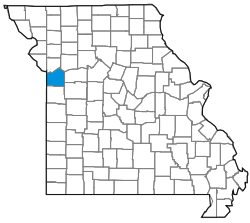
(2) Does not include Buy-In for Medicare premiums.

(3) Includes Transitional Employment Benefit (TEB) cases.

(4) Does not include TEB cases.

(5) Payments to Performance Based Contractors are only included at the statewide level.

(6) Does not include seven (7) dual jurisdiction cases statewide.



QUICK FACTS ABOUT DSS IN Jackson

MO HealthNet

Number of people enrolled for MO HealthNet services ⁽¹⁾	103,112
MO HealthNet dollars spent in state fiscal year 2009 ⁽²⁾	\$707.3 mil
Estimated portion of \$707.3 mil that was federal dollars	\$442.6 mil
MO HealthNet dollars for inpatient hospital services	\$65.9 mil
MO HealthNet dollars for physician services	\$46.3 mil
MO HealthNet dollars for nursing home services	\$102.0 mil
MO HealthNet dollars for pharmacy services	\$70.9 mil
MO HealthNet dollars for managed care payments	\$209.3 mil

Family Support

Child support collections (IV-D and non-IV-D)	\$105.8 mil
Average monthly temporary assistance families ⁽³⁾	6,669
Total temporary assistance payments ⁽⁴⁾	\$18.7 mil
Average monthly food stamp benefit recipients	100,008
Total food stamp benefits received	\$141.6 mil

Child Protection and Permanency

Children involved in hotline reports	8,754
Children with substantiated abuse or neglect	667
Children with family assessments	4,894
Average monthly children in foster care	1,091
Children adopted	180
Total Children's Services expenditures ⁽⁵⁾	\$27.7 mil
Average monthly children receiving subsidized child care	6,474
Child care expenditures	\$25.8 mil

Youth Services

Youths Committed ⁽⁶⁾	54
Average monthly youths in DYS custody	91

(1) Does not include Women's Health Services.

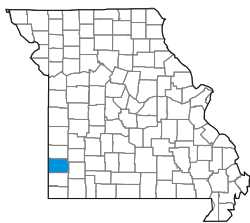
(2) Does not include Buy-In for Medicare premiums.

(3) Includes Transitional Employment Benefit (TEB) cases.

(4) Does not include TEB cases.

(5) Payments to Performance Based Contractors are only included at the statewide level.

(6) Does not include seven (7) dual jurisdiction cases statewide.



QUICK FACTS ABOUT DSS IN Jasper

MO HealthNet

Number of people enrolled for MO HealthNet services ⁽¹⁾	20,719
MO HealthNet dollars spent in state fiscal year 2009 ⁽²⁾	\$127.6 mil
Estimated portion of \$127.6 mil that was federal dollars	\$79.8 mil
MO HealthNet dollars for inpatient hospital services	\$19.0 mil
MO HealthNet dollars for physician services	\$13.1 mil
MO HealthNet dollars for nursing home services	\$17.8 mil
MO HealthNet dollars for pharmacy services	\$22.7 mil
MO HealthNet dollars for managed care payments	\$0.1 mil

Family Support

Child support collections (IV-D and non-IV-D)	\$19.3 mil
Average monthly temporary assistance families ⁽³⁾	808
Total temporary assistance payments ⁽⁴⁾	\$2.3 mil
Average monthly food stamp benefit recipients	18,260
Total food stamp benefits received	\$23.3 mil

Child Protection and Permanency

Children involved in hotline reports	2,060
Children with substantiated abuse or neglect	129
Children with family assessments	931
Average monthly children in foster care	370
Children adopted	70
Total Children's Services expenditures ⁽⁵⁾	\$6.9 mil
Average monthly children receiving subsidized child care	414
Child care expenditures	\$1.2 mil

Youth Services

Youths Committed ⁽⁶⁾	48
Average monthly youths in DYS custody	70

SFY-2009

(1) Does not include Women's Health Services.

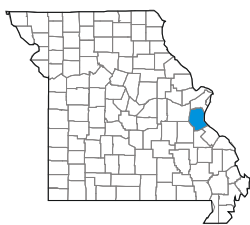
(2) Does not include Buy-In for Medicare premiums.

(3) Includes Transitional Employment Benefit (TEB) cases.

(4) Does not include TEB cases.

(5) Payments to Performance Based Contractors are only included at the statewide level.

(6) Does not include seven (7) dual jurisdiction cases statewide.



QUICK FACTS ABOUT DSS IN Jefferson

MO HealthNet

Number of people enrolled for MO HealthNet services ⁽¹⁾	21,267
MO HealthNet dollars spent in state fiscal year 2009 ⁽²⁾	\$147.5 mil
Estimated portion of \$147.5 mil that was federal dollars	\$92.3 mil
MO HealthNet dollars for inpatient hospital services	\$12.3 mil
MO HealthNet dollars for physician services	\$8.5 mil
MO HealthNet dollars for nursing home services	\$27.2 mil
MO HealthNet dollars for pharmacy services	\$14.1 mil
MO HealthNet dollars for managed care payments	\$44.3 mil

Family Support

Child support collections (IV-D and non-IV-D)	\$28.9 mil
Average monthly temporary assistance families ⁽³⁾	763
Total temporary assistance payments ⁽⁴⁾	\$2.1 mil
Average monthly food stamp benefit recipients	19,601
Total food stamp benefits received	\$26.1 mil

Child Protection and Permanency

Children involved in hotline reports	2,261
Children with substantiated abuse or neglect	244
Children with family assessments	1,299
Average monthly children in foster care	366
Children adopted	26
Total Children's Services expenditures ⁽⁵⁾	\$4.0 mil
Average monthly children receiving subsidized child care	850
Child care expenditures	\$3.1 mil

Youth Services

Youths Committed ⁽⁶⁾	49
Average monthly youths in DYS custody	57

SFY-2009

(1) Does not include Women's Health Services.

(2) Does not include Buy-In for Medicare premiums.

(3) Includes Transitional Employment Benefit (TEB) cases.

(4) Does not include TEB cases.

(5) Payments to Performance Based Contractors are only included at the statewide level.

(6) Does not include seven (7) dual jurisdiction cases statewide.



QUICK FACTS ABOUT DSS IN Johnson

MO HealthNet

Number of people enrolled for MO HealthNet services ⁽¹⁾	5,138
MO HealthNet dollars spent in state fiscal year 2009 ⁽²⁾	\$37.3 mil
Estimated portion of \$37.3 mil that was federal dollars	\$23.3 mil
MO HealthNet dollars for inpatient hospital services	\$1.9 mil
MO HealthNet dollars for physician services	\$1.8 mil
MO HealthNet dollars for nursing home services	\$6.2 mil
MO HealthNet dollars for pharmacy services	\$5.3 mil
MO HealthNet dollars for managed care payments	\$10.5 mil

Family Support

Child support collections (IV-D and non-IV-D)	\$7.3 mil
Average monthly temporary assistance families ⁽³⁾	247
Total temporary assistance payments ⁽⁴⁾	\$0.7 mil
Average monthly food stamp benefit recipients	4,821
Total food stamp benefits received	\$6.3 mil

Child Protection and Permanency

Children involved in hotline reports	490
Children with substantiated abuse or neglect	28
Children with family assessments	253
Average monthly children in foster care	84
Children adopted	7
Total Children's Services expenditures ⁽⁵⁾	\$1.7 mil
Average monthly children receiving subsidized child care	261
Child care expenditures	\$0.9 mil

Youth Services

Youths Committed ⁽⁶⁾	3
Average monthly youths in DYS custody	3

(1) Does not include Women's Health Services.

(2) Does not include Buy-In for Medicare premiums.

(3) Includes Transitional Employment Benefit (TEB) cases.

(4) Does not include TEB cases.

(5) Payments to Performance Based Contractors are only included at the statewide level.

(6) Does not include seven (7) dual jurisdiction cases statewide.



QUICK FACTS ABOUT DSS IN Knox

MO HealthNet

Number of people enrolled for MO HealthNet services ⁽¹⁾	636
MO HealthNet dollars spent in state fiscal year 2009 ⁽²⁾	\$4.9 mil
Estimated portion of \$4.9 mil that was federal dollars	\$3.0 mil
MO HealthNet dollars for inpatient hospital services	\$0.5 mil
MO HealthNet dollars for physician services	\$0.7 mil
MO HealthNet dollars for nursing home services	\$0.8 mil
MO HealthNet dollars for pharmacy services	\$1.0 mil
MO HealthNet dollars for managed care payments	\$7,398

Family Support

Child support collections (IV-D and non-IV-D)	\$1.1 mil
Average monthly temporary assistance families ⁽³⁾	9
Total temporary assistance payments ⁽⁴⁾	\$24,372
Average monthly food stamp benefit recipients	434
Total food stamp benefits received	\$0.5 mil

Child Protection and Permanency

Children involved in hotline reports	54
Children with substantiated abuse or neglect	4
Children with family assessments	33
Average monthly children in foster care	6
Children adopted	0
Total Children's Services expenditures ⁽⁵⁾	\$87,879
Average monthly children receiving subsidized child care	11
Child care expenditures	\$19,636

Youth Services

Youths Committed ⁽⁶⁾	0
Average monthly youths in DYS custody	0

(1) Does not include Women's Health Services.

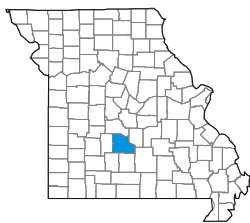
(2) Does not include Buy-In for Medicare premiums.

(3) Includes Transitional Employment Benefit (TEB) cases.

(4) Does not include TEB cases.

(5) Payments to Performance Based Contractors are only included at the statewide level.

(6) Does not include seven (7) dual jurisdiction cases statewide.



QUICK FACTS ABOUT DSS IN Laclede

MO HealthNet

Number of people enrolled for MO HealthNet services ⁽¹⁾	6,855
MO HealthNet dollars spent in state fiscal year 2009 ⁽²⁾	\$35.9 mil
Estimated portion of \$35.9 mil that was federal dollars	\$22.5 mil
MO HealthNet dollars for inpatient hospital services	\$2.2 mil
MO HealthNet dollars for physician services	\$2.0 mil
MO HealthNet dollars for nursing home services	\$4.4 mil
MO HealthNet dollars for pharmacy services	\$4.2 mil
MO HealthNet dollars for managed care payments	\$13.4 mil

Family Support

Child support collections (IV-D and non-IV-D)	\$5.3 mil
Average monthly temporary assistance families ⁽³⁾	252
Total temporary assistance payments ⁽⁴⁾	\$0.7 mil
Average monthly food stamp benefit recipients	6,243
Total food stamp benefits received	\$7.8 mil

Child Protection and Permanency

Children involved in hotline reports	752
Children with substantiated abuse or neglect	95
Children with family assessments	332
Average monthly children in foster care	136
Children adopted	17
Total Children's Services expenditures ⁽⁵⁾	\$1.0 mil
Average monthly children receiving subsidized child care	110
Child care expenditures	\$0.2 mil

Youth Services

Youths Committed ⁽⁶⁾	6
Average monthly youths in DYS custody	9

SFY-2009

(1) Does not include Women's Health Services.

(2) Does not include Buy-In for Medicare premiums.

(3) Includes Transitional Employment Benefit (TEB) cases.

(4) Does not include TEB cases.

(5) Payments to Performance Based Contractors are only included at the statewide level.

(6) Does not include seven (7) dual jurisdiction cases statewide.



QUICK FACTS ABOUT DSS IN Lafayette

MO HealthNet

Number of people enrolled for MO HealthNet services ⁽¹⁾	4,435
MO HealthNet dollars spent in state fiscal year 2009 ⁽²⁾	\$46.6 mil
Estimated portion of \$46.6 mil that was federal dollars	\$29.1 mil
MO HealthNet dollars for inpatient hospital services	\$1.6 mil
MO HealthNet dollars for physician services	\$1.7 mil
MO HealthNet dollars for nursing home services	\$5.7 mil
MO HealthNet dollars for pharmacy services	\$4.3 mil
MO HealthNet dollars for managed care payments	\$8.4 mil

Family Support

Child support collections (IV-D and non-IV-D)	\$5.6 mil
Average monthly temporary assistance families ⁽³⁾	219
Total temporary assistance payments ⁽⁴⁾	\$0.6 mil
Average monthly food stamp benefit recipients	4,033
Total food stamp benefits received	\$5.2 mil

Child Protection and Permanency

Children involved in hotline reports	399
Children with substantiated abuse or neglect	32
Children with family assessments	274
Average monthly children in foster care	33
Children adopted	3
Total Children's Services expenditures ⁽⁵⁾	\$0.6 mil
Average monthly children receiving subsidized child care	148
Child care expenditures	\$0.4 mil

Youth Services

Youths Committed ⁽⁶⁾	13
Average monthly youths in DYS custody	18

(1) Does not include Women's Health Services.

(2) Does not include Buy-In for Medicare premiums.

(3) Includes Transitional Employment Benefit (TEB) cases.

(4) Does not include TEB cases.

(5) Payments to Performance Based Contractors are only included at the statewide level.

(6) Does not include seven (7) dual jurisdiction cases statewide.



QUICK FACTS ABOUT DSS IN Lawrence

MO HealthNet

Number of people enrolled for MO HealthNet services ⁽¹⁾	6,063
MO HealthNet dollars spent in state fiscal year 2009 ⁽²⁾	\$37.0 mil
Estimated portion of \$37.0 mil that was federal dollars	\$23.2 mil
MO HealthNet dollars for inpatient hospital services	\$5.3 mil
MO HealthNet dollars for physician services	\$3.9 mil
MO HealthNet dollars for nursing home services	\$6.4 mil
MO HealthNet dollars for pharmacy services	\$5.9 mil
MO HealthNet dollars for managed care payments	\$50,614

Family Support

Child support collections (IV-D and non-IV-D)	\$5.3 mil
Average monthly temporary assistance families ⁽³⁾	205
Total temporary assistance payments ⁽⁴⁾	\$0.6 mil
Average monthly food stamp benefit recipients	4,979
Total food stamp benefits received	\$6.0 mil

Child Protection and Permanency

Children involved in hotline reports	547
Children with substantiated abuse or neglect	27
Children with family assessments	364
Average monthly children in foster care	88
Children adopted	13
Total Children's Services expenditures ⁽⁵⁾	\$1.8 mil
Average monthly children receiving subsidized child care	98
Child care expenditures	\$0.2 mil

Youth Services

Youths Committed ⁽⁶⁾	4
Average monthly youths in DYS custody	8

SFY-2009

(1) Does not include Women's Health Services.

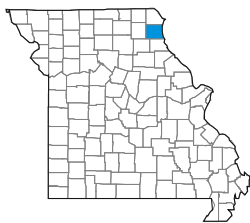
(2) Does not include Buy-In for Medicare premiums.

(3) Includes Transitional Employment Benefit (TEB) cases.

(4) Does not include TEB cases.

(5) Payments to Performance Based Contractors are only included at the statewide level.

(6) Does not include seven (7) dual jurisdiction cases statewide.



QUICK FACTS ABOUT DSS IN Lewis

MO HealthNet

Number of people enrolled for MO HealthNet services ⁽¹⁾	1,224
MO HealthNet dollars spent in state fiscal year 2009 ⁽²⁾	\$8.7 mil
Estimated portion of \$8.7 mil that was federal dollars	\$5.4 mil
MO HealthNet dollars for inpatient hospital services	\$0.8 mil
MO HealthNet dollars for physician services	\$0.9 mil
MO HealthNet dollars for nursing home services	\$3.5 mil
MO HealthNet dollars for pharmacy services	\$1.2 mil
MO HealthNet dollars for managed care payments	\$32,361

Family Support

Child support collections (IV-D and non-IV-D)	\$1.6 mil
Average monthly temporary assistance families ⁽³⁾	38
Total temporary assistance payments ⁽⁴⁾	\$92,052
Average monthly food stamp benefit recipients	971
Total food stamp benefits received	\$1.1 mil

Child Protection and Permanency

Children involved in hotline reports	121
Children with substantiated abuse or neglect	11
Children with family assessments	69
Average monthly children in foster care	19
Children adopted	0
Total Children's Services expenditures ⁽⁵⁾	\$0.4 mil
Average monthly children receiving subsidized child care	21
Child care expenditures	\$49,164

Youth Services

Youths Committed ⁽⁶⁾	3
Average monthly youths in DYS custody	2

(1) Does not include Women's Health Services.

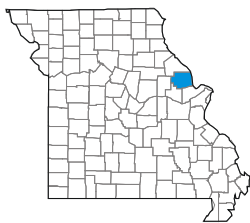
(2) Does not include Buy-In for Medicare premiums.

(3) Includes Transitional Employment Benefit (TEB) cases.

(4) Does not include TEB cases.

(5) Payments to Performance Based Contractors are only included at the statewide level.

(6) Does not include seven (7) dual jurisdiction cases statewide.



QUICK FACTS ABOUT DSS IN Lincoln

MO HealthNet

Number of people enrolled for MO HealthNet services ⁽¹⁾	6,478
MO HealthNet dollars spent in state fiscal year 2009 ⁽²⁾	\$41.9 mil
Estimated portion of \$41.9 mil that was federal dollars	\$26.2 mil
MO HealthNet dollars for inpatient hospital services	\$4.2 mil
MO HealthNet dollars for physician services	\$2.2 mil
MO HealthNet dollars for nursing home services	\$5.4 mil
MO HealthNet dollars for pharmacy services	\$4.5 mil
MO HealthNet dollars for managed care payments	\$13.4 mil

Family Support

Child support collections (IV-D and non-IV-D)	\$6.5 mil
Average monthly temporary assistance families ⁽³⁾	301
Total temporary assistance payments ⁽⁴⁾	\$0.8 mil
Average monthly food stamp benefit recipients	6,247
Total food stamp benefits received	\$8.3 mil

Child Protection and Permanency

Children involved in hotline reports	731
Children with substantiated abuse or neglect	77
Children with family assessments	306
Average monthly children in foster care	75
Children adopted	9
Total Children's Services expenditures ⁽⁵⁾	\$1.6 mil
Average monthly children receiving subsidized child care	118
Child care expenditures	\$0.3 mil

Youth Services

Youths Committed ⁽⁶⁾	7
Average monthly youths in DYS custody	17

SFY-2009

(1) Does not include Women's Health Services.

(2) Does not include Buy-In for Medicare premiums.

(3) Includes Transitional Employment Benefit (TEB) cases.

(4) Does not include TEB cases.

(5) Payments to Performance Based Contractors are only included at the statewide level.

(6) Does not include seven (7) dual jurisdiction cases statewide.



QUICK FACTS ABOUT DSS IN Linn

MO HealthNet

Number of people enrolled for MO HealthNet services ⁽¹⁾	1,986
MO HealthNet dollars spent in state fiscal year 2009 ⁽²⁾	\$14.1 mil
Estimated portion of \$14.1 mil that was federal dollars	\$8.8 mil
MO HealthNet dollars for inpatient hospital services	\$1.0 mil
MO HealthNet dollars for physician services	\$0.9 mil
MO HealthNet dollars for nursing home services	\$3.7 mil
MO HealthNet dollars for pharmacy services	\$1.2 mil
MO HealthNet dollars for managed care payments	\$3.4 mil

Family Support

Child support collections (IV-D and non-IV-D)	\$2.6 mil
Average monthly temporary assistance families ⁽³⁾	55
Total temporary assistance payments ⁽⁴⁾	\$0.1 mil
Average monthly food stamp benefit recipients	1,568
Total food stamp benefits received	\$1.8 mil

Child Protection and Permanency

Children involved in hotline reports	161
Children with substantiated abuse or neglect	17
Children with family assessments	57
Average monthly children in foster care	30
Children adopted	0
Total Children's Services expenditures ⁽⁵⁾	\$0.6 mil
Average monthly children receiving subsidized child care	41
Child care expenditures	\$80,067

Youth Services

Youths Committed ⁽⁶⁾	3
Average monthly youths in DYS custody	2

(1) Does not include Women's Health Services.

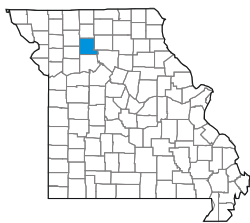
(2) Does not include Buy-In for Medicare premiums.

(3) Includes Transitional Employment Benefit (TEB) cases.

(4) Does not include TEB cases.

(5) Payments to Performance Based Contractors are only included at the statewide level.

(6) Does not include seven (7) dual jurisdiction cases statewide.



QUICK FACTS ABOUT DSS IN Livingston

MO HealthNet

Number of people enrolled for MO HealthNet services ⁽¹⁾	2,203
MO HealthNet dollars spent in state fiscal year 2009 ⁽²⁾	\$16.5 mil
Estimated portion of \$16.5 mil that was federal dollars	\$10.3 mil
MO HealthNet dollars for inpatient hospital services	\$2.3 mil
MO HealthNet dollars for physician services	\$1.3 mil
MO HealthNet dollars for nursing home services	\$4.1 mil
MO HealthNet dollars for pharmacy services	\$2.3 mil
MO HealthNet dollars for managed care payments	\$44,383

Family Support

Child support collections (IV-D and non-IV-D)	\$2.6 mil
Average monthly temporary assistance families ⁽³⁾	89
Total temporary assistance payments ⁽⁴⁾	\$0.2 mil
Average monthly food stamp benefit recipients	1,758
Total food stamp benefits received	\$2.1 mil

Child Protection and Permanency

Children involved in hotline reports	255
Children with substantiated abuse or neglect	24
Children with family assessments	118
Average monthly children in foster care	24
Children adopted	0
Total Children's Services expenditures ⁽⁵⁾	\$0.4 mil
Average monthly children receiving subsidized child care	104
Child care expenditures	\$0.2 mil

Youth Services

Youths Committed ⁽⁶⁾	5
Average monthly youths in DYS custody	7

(1) Does not include Women's Health Services.

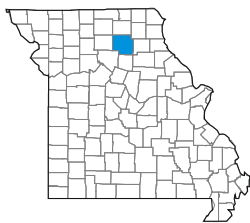
(2) Does not include Buy-In for Medicare premiums.

(3) Includes Transitional Employment Benefit (TEB) cases.

(4) Does not include TEB cases.

(5) Payments to Performance Based Contractors are only included at the statewide level.

(6) Does not include seven (7) dual jurisdiction cases statewide.



QUICK FACTS ABOUT DSS IN Macon

MO HealthNet

Number of people enrolled for MO HealthNet services ⁽¹⁾	2,277
MO HealthNet dollars spent in state fiscal year 2009 ⁽²⁾	\$18.5 mil
Estimated portion of \$18.5 mil that was federal dollars	\$11.6 mil
MO HealthNet dollars for inpatient hospital services	\$1.0 mil
MO HealthNet dollars for physician services	\$0.9 mil
MO HealthNet dollars for nursing home services	\$5.3 mil
MO HealthNet dollars for pharmacy services	\$1.6 mil
MO HealthNet dollars for managed care payments	\$3.9 mil

Family Support

Child support collections (IV-D and non-IV-D)	\$2.8 mil
Average monthly temporary assistance families ⁽³⁾	51
Total temporary assistance payments ⁽⁴⁾	\$0.1 mil
Average monthly food stamp benefit recipients	1,795
Total food stamp benefits received	\$2.1 mil

Child Protection and Permanency

Children involved in hotline reports	210
Children with substantiated abuse or neglect	18
Children with family assessments	98
Average monthly children in foster care	42
Children adopted	6
Total Children's Services expenditures ⁽⁵⁾	\$0.8 mil
Average monthly children receiving subsidized child care	56
Child care expenditures	\$0.1 mil

Youth Services

Youths Committed ⁽⁶⁾	3
Average monthly youths in DYS custody	8

(1) Does not include Women's Health Services.

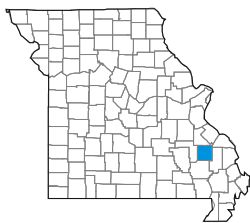
(2) Does not include Buy-In for Medicare premiums.

(3) Includes Transitional Employment Benefit (TEB) cases.

(4) Does not include TEB cases.

(5) Payments to Performance Based Contractors are only included at the statewide level.

(6) Does not include seven (7) dual jurisdiction cases statewide.



QUICK FACTS ABOUT DSS IN Madison

MO HealthNet

Number of people enrolled for MO HealthNet services ⁽¹⁾	2,521
MO HealthNet dollars spent in state fiscal year 2009 ⁽²⁾	\$20.6 mil
Estimated portion of \$20.6 mil that was federal dollars	\$12.9 mil
MO HealthNet dollars for inpatient hospital services	\$1.2 mil
MO HealthNet dollars for physician services	\$1.2 mil
MO HealthNet dollars for nursing home services	\$3.0 mil
MO HealthNet dollars for pharmacy services	\$2.0 mil
MO HealthNet dollars for managed care payments	\$4.5 mil

Family Support

Child support collections (IV-D and non-IV-D)	\$2.0 mil
Average monthly temporary assistance families ⁽³⁾	103
Total temporary assistance payments ⁽⁴⁾	\$0.3 mil
Average monthly food stamp benefit recipients	2,285
Total food stamp benefits received	\$2.7 mil

Child Protection and Permanency

Children involved in hotline reports	154
Children with substantiated abuse or neglect	9
Children with family assessments	87
Average monthly children in foster care	21
Children adopted	0
Total Children's Services expenditures ⁽⁵⁾	\$0.5 mil
Average monthly children receiving subsidized child care	92
Child care expenditures	\$0.2 mil

Youth Services

Youths Committed ⁽⁶⁾	6
Average monthly youths in DYS custody	9

(1) Does not include Women's Health Services.

(2) Does not include Buy-In for Medicare premiums.

(3) Includes Transitional Employment Benefit (TEB) cases.

(4) Does not include TEB cases.

(5) Payments to Performance Based Contractors are only included at the statewide level.

(6) Does not include seven (7) dual jurisdiction cases statewide.



QUICK FACTS ABOUT DSS IN Marion

MO HealthNet

Number of people enrolled for MO HealthNet services ⁽¹⁾	1,233
MO HealthNet dollars spent in state fiscal year 2009 ⁽²⁾	\$8.3 mil
Estimated portion of \$8.3 mil that was federal dollars	\$5.2 mil
MO HealthNet dollars for inpatient hospital services	\$0.4 mil
MO HealthNet dollars for physician services	\$0.4 mil
MO HealthNet dollars for nursing home services	\$1.6 mil
MO HealthNet dollars for pharmacy services	\$1.6 mil
MO HealthNet dollars for managed care payments	\$2.3 mil

Family Support

Child support collections (IV-D and non-IV-D)	\$1.1 mil
Average monthly temporary assistance families ⁽³⁾	40
Total temporary assistance payments ⁽⁴⁾	\$0.1 mil
Average monthly food stamp benefit recipients	1,110
Total food stamp benefits received	\$1.3 mil

Child Protection and Permanency

Children involved in hotline reports	158
Children with substantiated abuse or neglect	17
Children with family assessments	85
Average monthly children in foster care	6
Children adopted	0
Total Children's Services expenditures ⁽⁵⁾	\$60,842
Average monthly children receiving subsidized child care	10
Child care expenditures	\$17,752

Youth Services

Youths Committed ⁽⁶⁾	2
Average monthly youths in DYS custody	3

(1) Does not include Women's Health Services.

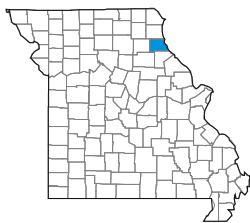
(2) Does not include Buy-In for Medicare premiums.

(3) Includes Transitional Employment Benefit (TEB) cases.

(4) Does not include TEB cases.

(5) Payments to Performance Based Contractors are only included at the statewide level.

(6) Does not include seven (7) dual jurisdiction cases statewide.



QUICK FACTS ABOUT DSS IN Marion

MO HealthNet

Number of people enrolled for MO HealthNet services ⁽¹⁾	5,458
MO HealthNet dollars spent in state fiscal year 2009 ⁽²⁾	\$48.2 mil
Estimated portion of \$48.2 mil that was federal dollars	\$30.1 mil
MO HealthNet dollars for inpatient hospital services	\$2.4 mil
MO HealthNet dollars for physician services	\$2.1 mil
MO HealthNet dollars for nursing home services	\$11.0 mil
MO HealthNet dollars for pharmacy services	\$4.6 mil
MO HealthNet dollars for managed care payments	\$9.9 mil

Family Support

Child support collections (IV-D and non-IV-D)	\$6.1 mil
Average monthly temporary assistance families ⁽³⁾	236
Total temporary assistance payments ⁽⁴⁾	\$0.6 mil
Average monthly food stamp benefit recipients	4,563
Total food stamp benefits received	\$5.6 mil

Child Protection and Permanency

Children involved in hotline reports	457
Children with substantiated abuse or neglect	23
Children with family assessments	274
Average monthly children in foster care	30
Children adopted	6
Total Children's Services expenditures ⁽⁵⁾	\$0.6 mil
Average monthly children receiving subsidized child care	194
Child care expenditures	\$0.4 mil

Youth Services

Youths Committed ⁽⁶⁾	17
Average monthly youths in DYS custody	23

SFY-2009

(1) Does not include Women's Health Services.

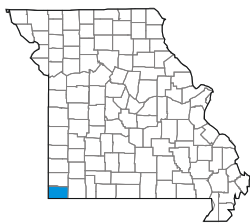
(2) Does not include Buy-In for Medicare premiums.

(3) Includes Transitional Employment Benefit (TEB) cases.

(4) Does not include TEB cases.

(5) Payments to Performance Based Contractors are only included at the statewide level.

(6) Does not include seven (7) dual jurisdiction cases statewide.



QUICK FACTS ABOUT DSS IN McDonald

MO HealthNet

Number of people enrolled for MO HealthNet services ⁽¹⁾	4,734
MO HealthNet dollars spent in state fiscal year 2009 ⁽²⁾	\$22.6 mil
Estimated portion of \$22.6 mil that was federal dollars	\$14.1 mil
MO HealthNet dollars for inpatient hospital services	\$3.4 mil
MO HealthNet dollars for physician services	\$3.1 mil
MO HealthNet dollars for nursing home services	\$3.1 mil
MO HealthNet dollars for pharmacy services	\$4.1 mil
MO HealthNet dollars for managed care payments	\$10,008

Family Support

Child support collections (IV-D and non-IV-D)	\$3.3 mil
Average monthly temporary assistance families ⁽³⁾	174
Total temporary assistance payments ⁽⁴⁾	\$0.5 mil
Average monthly food stamp benefit recipients	4,247
Total food stamp benefits received	\$5.3 mil

Child Protection and Permanency

Children involved in hotline reports	466
Children with substantiated abuse or neglect	64
Children with family assessments	201
Average monthly children in foster care	99
Children adopted	4
Total Children's Services expenditures ⁽⁵⁾	\$1.1 mil
Average monthly children receiving subsidized child care	45
Child care expenditures	\$91,850

Youth Services

Youths Committed ⁽⁶⁾	10
Average monthly youths in DYS custody	10

(1) Does not include Women's Health Services.

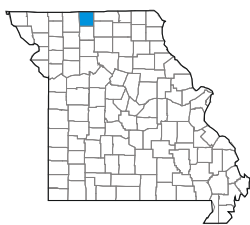
(2) Does not include Buy-In for Medicare premiums.

(3) Includes Transitional Employment Benefit (TEB) cases.

(4) Does not include TEB cases.

(5) Payments to Performance Based Contractors are only included at the statewide level.

(6) Does not include seven (7) dual jurisdiction cases statewide.



QUICK FACTS ABOUT DSS IN Mercer

MO HealthNet

Number of people enrolled for MO HealthNet services ⁽¹⁾	492
MO HealthNet dollars spent in state fiscal year 2009 ⁽²⁾	\$3.3 mil
Estimated portion of \$3.3 mil that was federal dollars	\$2.1 mil
MO HealthNet dollars for inpatient hospital services	\$0.4 mil
MO HealthNet dollars for physician services	\$0.3 mil
MO HealthNet dollars for nursing home services	\$0.8 mil
MO HealthNet dollars for pharmacy services	\$0.5 mil
MO HealthNet dollars for managed care payments	\$2,174

Family Support

Child support collections (IV-D and non-IV-D)	\$0.4 mil
Average monthly temporary assistance families ⁽³⁾	13
Total temporary assistance payments ⁽⁴⁾	\$37,500
Average monthly food stamp benefit recipients	356
Total food stamp benefits received	\$0.4 mil

Child Protection and Permanency

Children involved in hotline reports	44
Children with substantiated abuse or neglect	7
Children with family assessments	20
Average monthly children in foster care	0
Children adopted	0
Total Children's Services expenditures ⁽⁵⁾	\$10,015
Average monthly children receiving subsidized child care	2
Child care expenditures	\$3,200

Youth Services

Youths Committed ⁽⁶⁾	0
Average monthly youths in DYS custody	1

(1) Does not include Women's Health Services.

(2) Does not include Buy-In for Medicare premiums.

(3) Includes Transitional Employment Benefit (TEB) cases.

(4) Does not include TEB cases.

(5) Payments to Performance Based Contractors are only included at the statewide level.

(6) Does not include seven (7) dual jurisdiction cases statewide.



QUICK FACTS ABOUT DSS IN Miller

MO HealthNet

Number of people enrolled for MO HealthNet services ⁽¹⁾	4,566
MO HealthNet dollars spent in state fiscal year 2009 ⁽²⁾	\$26.2 mil
Estimated portion of \$26.2 mil that was federal dollars	\$16.4 mil
MO HealthNet dollars for inpatient hospital services	\$2.3 mil
MO HealthNet dollars for physician services	\$1.7 mil
MO HealthNet dollars for nursing home services	\$4.2 mil
MO HealthNet dollars for pharmacy services	\$3.0 mil
MO HealthNet dollars for managed care payments	\$8.9 mil

Family Support

Child support collections (IV-D and non-IV-D)	\$3.2 mil
Average monthly temporary assistance families ⁽³⁾	186
Total temporary assistance payments ⁽⁴⁾	\$0.5 mil
Average monthly food stamp benefit recipients	4,250
Total food stamp benefits received	\$5.4 mil

Child Protection and Permanency

Children involved in hotline reports	527
Children with substantiated abuse or neglect	61
Children with family assessments	232
Average monthly children in foster care	67
Children adopted	1
Total Children's Services expenditures ⁽⁵⁾	\$0.5 mil
Average monthly children receiving subsidized child care	47
Child care expenditures	\$93,722

Youth Services

Youths Committed ⁽⁶⁾	5
Average monthly youths in DYS custody	8

(1) Does not include Women's Health Services.

(2) Does not include Buy-In for Medicare premiums.

(3) Includes Transitional Employment Benefit (TEB) cases.

(4) Does not include TEB cases.

(5) Payments to Performance Based Contractors are only included at the statewide level.

(6) Does not include seven (7) dual jurisdiction cases statewide.



QUICK FACTS ABOUT DSS IN Mississippi

MO HealthNet

Number of people enrolled for MO HealthNet services ⁽¹⁾	3,847
MO HealthNet dollars spent in state fiscal year 2009 ⁽²⁾	\$27.2 mil
Estimated portion of \$27.2 mil that was federal dollars	\$17.0 mil
MO HealthNet dollars for inpatient hospital services	\$2.5 mil
MO HealthNet dollars for physician services	\$3.0 mil
MO HealthNet dollars for nursing home services	\$3.6 mil
MO HealthNet dollars for pharmacy services	\$4.6 mil
MO HealthNet dollars for managed care payments	\$20,680

Family Support

Child support collections (IV-D and non-IV-D)	\$2.9 mil
Average monthly temporary assistance families ⁽³⁾	242
Total temporary assistance payments ⁽⁴⁾	\$0.6 mil
Average monthly food stamp benefit recipients	3,829
Total food stamp benefits received	\$4.9 mil

Child Protection and Permanency

Children involved in hotline reports	277
Children with substantiated abuse or neglect	8
Children with family assessments	126
Average monthly children in foster care	10
Children adopted	0
Total Children's Services expenditures ⁽⁵⁾	\$87,334
Average monthly children receiving subsidized child care	228
Child care expenditures	\$0.4 mil

Youth Services

Youths Committed ⁽⁶⁾	10
Average monthly youths in DYS custody	28

(1) Does not include Women's Health Services.

(2) Does not include Buy-In for Medicare premiums.

(3) Includes Transitional Employment Benefit (TEB) cases.

(4) Does not include TEB cases.

(5) Payments to Performance Based Contractors are only included at the statewide level.

(6) Does not include seven (7) dual jurisdiction cases statewide.



QUICK FACTS ABOUT DSS IN Moniteau

MO HealthNet

Number of people enrolled for MO HealthNet services ⁽¹⁾	1,831
MO HealthNet dollars spent in state fiscal year 2009 ⁽²⁾	\$11.7 mil
Estimated portion of \$11.7 mil that was federal dollars	\$7.3 mil
MO HealthNet dollars for inpatient hospital services	\$0.7 mil
MO HealthNet dollars for physician services	\$0.6 mil
MO HealthNet dollars for nursing home services	\$2.4 mil
MO HealthNet dollars for pharmacy services	\$1.1 mil
MO HealthNet dollars for managed care payments	\$3.7 mil

Family Support

Child support collections (IV-D and non-IV-D)	\$1.8 mil
Average monthly temporary assistance families ⁽³⁾	76
Total temporary assistance payments ⁽⁴⁾	\$0.2 mil
Average monthly food stamp benefit recipients	1,613
Total food stamp benefits received	\$2.0 mil

Child Protection and Permanency

Children involved in hotline reports	177
Children with substantiated abuse or neglect	24
Children with family assessments	84
Average monthly children in foster care	17
Children adopted	0
Total Children's Services expenditures ⁽⁵⁾	\$0.2 mil
Average monthly children receiving subsidized child care	63
Child care expenditures	\$0.1 mil

Youth Services

Youths Committed ⁽⁶⁾	2
Average monthly youths in DYS custody	3

SFY-2009

(1) Does not include Women's Health Services.

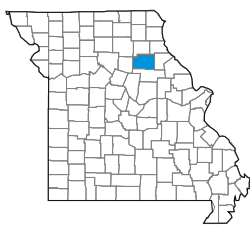
(2) Does not include Buy-In for Medicare premiums.

(3) Includes Transitional Employment Benefit (TEB) cases.

(4) Does not include TEB cases.

(5) Payments to Performance Based Contractors are only included at the statewide level.

(6) Does not include seven (7) dual jurisdiction cases statewide.



QUICK FACTS ABOUT DSS IN Monroe

MO HealthNet

Number of people enrolled for MO HealthNet services ⁽¹⁾	1,101
MO HealthNet dollars spent in state fiscal year 2009 ⁽²⁾	\$8.2 mil
Estimated portion of \$8.2 mil that was federal dollars	\$5.1 mil
MO HealthNet dollars for inpatient hospital services	\$0.6 mil
MO HealthNet dollars for physician services	\$0.4 mil
MO HealthNet dollars for nursing home services	\$1.4 mil
MO HealthNet dollars for pharmacy services	\$0.7 mil
MO HealthNet dollars for managed care payments	\$1.9 mil

Family Support

Child support collections (IV-D and non-IV-D)	\$1.2 mil
Average monthly temporary assistance families ⁽³⁾	27
Total temporary assistance payments ⁽⁴⁾	\$71,736
Average monthly food stamp benefit recipients	857
Total food stamp benefits received	\$1.0 mil

Child Protection and Permanency

Children involved in hotline reports	121
Children with substantiated abuse or neglect	2
Children with family assessments	89
Average monthly children in foster care	11
Children adopted	0
Total Children's Services expenditures ⁽⁵⁾	\$0.2 mil
Average monthly children receiving subsidized child care	35
Child care expenditures	\$58,210

Youth Services

Youths Committed ⁽⁶⁾	2
Average monthly youths in DYS custody	4

(1) Does not include Women's Health Services.

(2) Does not include Buy-In for Medicare premiums.

(3) Includes Transitional Employment Benefit (TEB) cases.

(4) Does not include TEB cases.

(5) Payments to Performance Based Contractors are only included at the statewide level.

(6) Does not include seven (7) dual jurisdiction cases statewide.



QUICK FACTS ABOUT DSS IN Montgomery

MO HealthNet

Number of people enrolled for MO HealthNet services ⁽¹⁾	2,010
MO HealthNet dollars spent in state fiscal year 2009 ⁽²⁾	\$14.3 mil
Estimated portion of \$14.3 mil that was federal dollars	\$8.9 mil
MO HealthNet dollars for inpatient hospital services	\$0.7 mil
MO HealthNet dollars for physician services	\$0.8 mil
MO HealthNet dollars for nursing home services	\$4.9 mil
MO HealthNet dollars for pharmacy services	\$0.9 mil
MO HealthNet dollars for managed care payments	\$3.7 mil

Family Support

Child support collections (IV-D and non-IV-D)	\$1.6 mil
Average monthly temporary assistance families ⁽³⁾	83
Total temporary assistance payments ⁽⁴⁾	\$0.2 mil
Average monthly food stamp benefit recipients	1,679
Total food stamp benefits received	\$2.1 mil

Child Protection and Permanency

Children involved in hotline reports	222
Children with substantiated abuse or neglect	24
Children with family assessments	113
Average monthly children in foster care	31
Children adopted	2
Total Children's Services expenditures ⁽⁵⁾	\$0.6 mil
Average monthly children receiving subsidized child care	20
Child care expenditures	\$39,642

Youth Services

Youths Committed ⁽⁶⁾	0
Average monthly youths in DYS custody	2

(1) Does not include Women's Health Services.

(2) Does not include Buy-In for Medicare premiums.

(3) Includes Transitional Employment Benefit (TEB) cases.

(4) Does not include TEB cases.

(5) Payments to Performance Based Contractors are only included at the statewide level.

(6) Does not include seven (7) dual jurisdiction cases statewide.



QUICK FACTS ABOUT DSS IN Morgan

MO HealthNet

Number of people enrolled for MO HealthNet services ⁽¹⁾	3,725
MO HealthNet dollars spent in state fiscal year 2009 ⁽²⁾	\$21.2 mil
Estimated portion of \$21.2 mil that was federal dollars	\$13.3 mil
MO HealthNet dollars for inpatient hospital services	\$1.6 mil
MO HealthNet dollars for physician services	\$1.2 mil
MO HealthNet dollars for nursing home services	\$4.2 mil
MO HealthNet dollars for pharmacy services	\$1.9 mil
MO HealthNet dollars for managed care payments	\$6.8 mil

Family Support

Child support collections (IV-D and non-IV-D)	\$2.1 mil
Average monthly temporary assistance families ⁽³⁾	149
Total temporary assistance payments ⁽⁴⁾	\$0.4 mil
Average monthly food stamp benefit recipients	3,333
Total food stamp benefits received	\$4.2 mil

Child Protection and Permanency

Children involved in hotline reports	332
Children with substantiated abuse or neglect	71
Children with family assessments	125
Average monthly children in foster care	27
Children adopted	5
Total Children's Services expenditures ⁽⁵⁾	\$0.3 mil
Average monthly children receiving subsidized child care	61
Child care expenditures	\$0.1 mil

Youth Services

Youths Committed ⁽⁶⁾	4
Average monthly youths in DYS custody	9

(1) Does not include Women's Health Services.

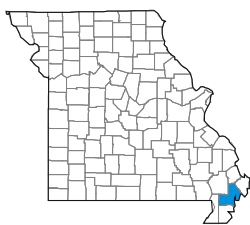
(2) Does not include Buy-In for Medicare premiums.

(3) Includes Transitional Employment Benefit (TEB) cases.

(4) Does not include TEB cases.

(5) Payments to Performance Based Contractors are only included at the statewide level.

(6) Does not include seven (7) dual jurisdiction cases statewide.



QUICK FACTS ABOUT DSS IN New Madrid

MO HealthNet

Number of people enrolled for MO HealthNet services ⁽¹⁾	5,111
MO HealthNet dollars spent in state fiscal year 2009 ⁽²⁾	\$39.1 mil
Estimated portion of \$39.1 mil that was federal dollars	\$24.5 mil
MO HealthNet dollars for inpatient hospital services	\$3.6 mil
MO HealthNet dollars for physician services	\$4.6 mil
MO HealthNet dollars for nursing home services	\$7.2 mil
MO HealthNet dollars for pharmacy services	\$6.6 mil
MO HealthNet dollars for managed care payments	\$17,564

Family Support

Child support collections (IV-D and non-IV-D)	\$4.2 mil
Average monthly temporary assistance families ⁽³⁾	296
Total temporary assistance payments ⁽⁴⁾	\$0.8 mil
Average monthly food stamp benefit recipients	4,657
Total food stamp benefits received	\$5.8 mil

Child Protection and Permanency

Children involved in hotline reports	329
Children with substantiated abuse or neglect	23
Children with family assessments	156
Average monthly children in foster care	40
Children adopted	2
Total Children's Services expenditures ⁽⁵⁾	\$0.6 mil
Average monthly children receiving subsidized child care	180
Child care expenditures	\$0.4 mil

Youth Services

Youths Committed ⁽⁶⁾	5
Average monthly youths in DYS custody	8

(1) Does not include Women's Health Services.

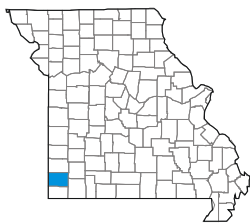
(2) Does not include Buy-In for Medicare premiums.

(3) Includes Transitional Employment Benefit (TEB) cases.

(4) Does not include TEB cases.

(5) Payments to Performance Based Contractors are only included at the statewide level.

(6) Does not include seven (7) dual jurisdiction cases statewide.



QUICK FACTS ABOUT DSS IN Newton

MO HealthNet

Number of people enrolled for MO HealthNet services ⁽¹⁾	8,406
MO HealthNet dollars spent in state fiscal year 2009 ⁽²⁾	\$51.6 mil
Estimated portion of \$51.6 mil that was federal dollars	\$32.3 mil
MO HealthNet dollars for inpatient hospital services	\$8.2 mil
MO HealthNet dollars for physician services	\$5.4 mil
MO HealthNet dollars for nursing home services	\$10.1 mil
MO HealthNet dollars for pharmacy services	\$9.7 mil
MO HealthNet dollars for managed care payments	\$23,316

Family Support

Child support collections (IV-D and non-IV-D)	\$7.9 mil
Average monthly temporary assistance families ⁽³⁾	261
Total temporary assistance payments ⁽⁴⁾	\$0.7 mil
Average monthly food stamp benefit recipients	6,729
Total food stamp benefits received	\$8.4 mil

Child Protection and Permanency

Children involved in hotline reports	891
Children with substantiated abuse or neglect	122
Children with family assessments	451
Average monthly children in foster care	178
Children adopted	37
Total Children's Services expenditures ⁽⁵⁾	\$3.0 mil
Average monthly children receiving subsidized child care	192
Child care expenditures	\$0.5 mil

Youth Services

Youths Committed ⁽⁶⁾	41
Average monthly youths in DYS custody	47

(1) Does not include Women's Health Services.

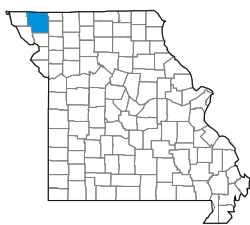
(2) Does not include Buy-In for Medicare premiums.

(3) Includes Transitional Employment Benefit (TEB) cases.

(4) Does not include TEB cases.

(5) Payments to Performance Based Contractors are only included at the statewide level.

(6) Does not include seven (7) dual jurisdiction cases statewide.



QUICK FACTS ABOUT DSS IN Nodaway

MO HealthNet

Number of people enrolled for MO HealthNet services ⁽¹⁾	1,655
MO HealthNet dollars spent in state fiscal year 2009 ⁽²⁾	\$14.4 mil
Estimated portion of \$14.4 mil that was federal dollars	\$9.0 mil
MO HealthNet dollars for inpatient hospital services	\$1.5 mil
MO HealthNet dollars for physician services	\$1.3 mil
MO HealthNet dollars for nursing home services	\$3.5 mil
MO HealthNet dollars for pharmacy services	\$1.6 mil
MO HealthNet dollars for managed care payments	\$25,952

Family Support

Child support collections (IV-D and non-IV-D)	\$2.8 mil
Average monthly temporary assistance families ⁽³⁾	56
Total temporary assistance payments ⁽⁴⁾	\$0.2 mil
Average monthly food stamp benefit recipients	1,190
Total food stamp benefits received	\$1.4 mil

Child Protection and Permanency

Children involved in hotline reports	189
Children with substantiated abuse or neglect	17
Children with family assessments	92
Average monthly children in foster care	20
Children adopted	2
Total Children's Services expenditures ⁽⁵⁾	\$0.4 mil
Average monthly children receiving subsidized child care	32
Child care expenditures	\$61,444

Youth Services

Youths Committed ⁽⁶⁾	2
Average monthly youths in DYS custody	5

(1) Does not include Women's Health Services.

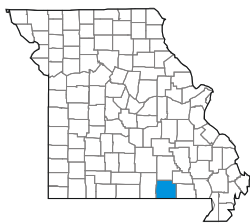
(2) Does not include Buy-In for Medicare premiums.

(3) Includes Transitional Employment Benefit (TEB) cases.

(4) Does not include TEB cases.

(5) Payments to Performance Based Contractors are only included at the statewide level.

(6) Does not include seven (7) dual jurisdiction cases statewide.



QUICK FACTS ABOUT DSS IN Oregon

MO HealthNet

Number of people enrolled for MO HealthNet services ⁽¹⁾	2,640
MO HealthNet dollars spent in state fiscal year 2009 ⁽²⁾	\$18.8 mil
Estimated portion of \$18.8 mil that was federal dollars	\$11.8 mil
MO HealthNet dollars for inpatient hospital services	\$1.7 mil
MO HealthNet dollars for physician services	\$2.7 mil
MO HealthNet dollars for nursing home services	\$2.0 mil
MO HealthNet dollars for pharmacy services	\$3.4 mil
MO HealthNet dollars for managed care payments	\$13,897

Family Support

Child support collections (IV-D and non-IV-D)	\$1.0 mil
Average monthly temporary assistance families ⁽³⁾	115
Total temporary assistance payments ⁽⁴⁾	\$0.3 mil
Average monthly food stamp benefit recipients	2,182
Total food stamp benefits received	\$2.6 mil

Child Protection and Permanency

Children involved in hotline reports	170
Children with substantiated abuse or neglect	8
Children with family assessments	74
Average monthly children in foster care	30
Children adopted	9
Total Children's Services expenditures ⁽⁵⁾	\$0.8 mil
Average monthly children receiving subsidized child care	56
Child care expenditures	\$98,282

Youth Services

Youths Committed ⁽⁶⁾	0
Average monthly youths in DYS custody	1

(1) Does not include Women's Health Services.

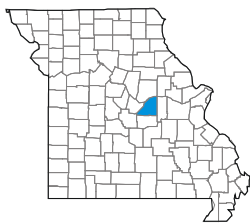
(2) Does not include Buy-In for Medicare premiums.

(3) Includes Transitional Employment Benefit (TEB) cases.

(4) Does not include TEB cases.

(5) Payments to Performance Based Contractors are only included at the statewide level.

(6) Does not include seven (7) dual jurisdiction cases statewide.



QUICK FACTS ABOUT DSS IN Osage

MO HealthNet

Number of people enrolled for MO HealthNet services ⁽¹⁾	1,172
MO HealthNet dollars spent in state fiscal year 2009 ⁽²⁾	\$9.5 mil
Estimated portion of \$9.5 mil that was federal dollars	\$6.0 mil
MO HealthNet dollars for inpatient hospital services	\$0.8 mil
MO HealthNet dollars for physician services	\$0.4 mil
MO HealthNet dollars for nursing home services	\$2.7 mil
MO HealthNet dollars for pharmacy services	\$0.7 mil
MO HealthNet dollars for managed care payments	\$2.1 mil

Family Support

Child support collections (IV-D and non-IV-D)	\$1.0 mil
Average monthly temporary assistance families ⁽³⁾	36
Total temporary assistance payments ⁽⁴⁾	\$0.1 mil
Average monthly food stamp benefit recipients	995
Total food stamp benefits received	\$1.3 mil

Child Protection and Permanency

Children involved in hotline reports	134
Children with substantiated abuse or neglect	0
Children with family assessments	51
Average monthly children in foster care	7
Children adopted	0
Total Children's Services expenditures ⁽⁵⁾	\$88,668
Average monthly children receiving subsidized child care	33
Child care expenditures	\$73,704

Youth Services

Youths Committed ⁽⁶⁾	0
Average monthly youths in DYS custody	5

(1) Does not include Women's Health Services.

(2) Does not include Buy-In for Medicare premiums.

(3) Includes Transitional Employment Benefit (TEB) cases.

(4) Does not include TEB cases.

(5) Payments to Performance Based Contractors are only included at the statewide level.

(6) Does not include seven (7) dual jurisdiction cases statewide.



QUICK FACTS ABOUT DSS IN Ozark

MO HealthNet

Number of people enrolled for MO HealthNet services ⁽¹⁾	1,981
MO HealthNet dollars spent in state fiscal year 2009 ⁽²⁾	\$9.2 mil
Estimated portion of \$9.2 mil that was federal dollars	\$5.8 mil
MO HealthNet dollars for inpatient hospital services	\$1.1 mil
MO HealthNet dollars for physician services	\$1.6 mil
MO HealthNet dollars for nursing home services	\$1.2 mil
MO HealthNet dollars for pharmacy services	\$1.9 mil
MO HealthNet dollars for managed care payments	\$5,675

Family Support

Child support collections (IV-D and non-IV-D)	\$1.1 mil
Average monthly temporary assistance families ⁽³⁾	82
Total temporary assistance payments ⁽⁴⁾	\$0.2 mil
Average monthly food stamp benefit recipients	1,903
Total food stamp benefits received	\$2.4 mil

Child Protection and Permanency

Children involved in hotline reports	133
Children with substantiated abuse or neglect	9
Children with family assessments	62
Average monthly children in foster care	8
Children adopted	2
Total Children's Services expenditures ⁽⁵⁾	\$0.1 mil
Average monthly children receiving subsidized child care	9
Child care expenditures	\$17,260

Youth Services

Youths Committed ⁽⁶⁾	2
Average monthly youths in DYS custody	1

(1) Does not include Women's Health Services.

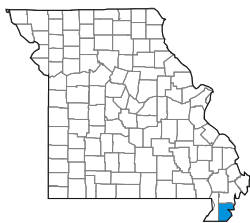
(2) Does not include Buy-In for Medicare premiums.

(3) Includes Transitional Employment Benefit (TEB) cases.

(4) Does not include TEB cases.

(5) Payments to Performance Based Contractors are only included at the statewide level.

(6) Does not include seven (7) dual jurisdiction cases statewide.



QUICK FACTS ABOUT DSS IN Pemiscot

MO HealthNet

Number of people enrolled for MO HealthNet services ⁽¹⁾	6,836
MO HealthNet dollars spent in state fiscal year 2009 ⁽²⁾	\$53.4 mil
Estimated portion of \$53.4 mil that was federal dollars	\$33.4 mil
MO HealthNet dollars for inpatient hospital services	\$6.7 mil
MO HealthNet dollars for physician services	\$7.1 mil
MO HealthNet dollars for nursing home services	\$4.8 mil
MO HealthNet dollars for pharmacy services	\$9.7 mil
MO HealthNet dollars for managed care payments	\$31,106

Family Support

Child support collections (IV-D and non-IV-D)	\$5.0 mil
Average monthly temporary assistance families ⁽³⁾	422
Total temporary assistance payments ⁽⁴⁾	\$1.2 mil
Average monthly food stamp benefit recipients	6,237
Total food stamp benefits received	\$8.0 mil

Child Protection and Permanency

Children involved in hotline reports	551
Children with substantiated abuse or neglect	40
Children with family assessments	217
Average monthly children in foster care	43
Children adopted	4
Total Children's Services expenditures ⁽⁵⁾	\$0.7 mil
Average monthly children receiving subsidized child care	182
Child care expenditures	\$0.4 mil

Youth Services

Youths Committed ⁽⁶⁾	8
Average monthly youths in DYS custody	10

(1) Does not include Women's Health Services.

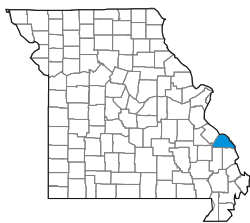
(2) Does not include Buy-In for Medicare premiums.

(3) Includes Transitional Employment Benefit (TEB) cases.

(4) Does not include TEB cases.

(5) Payments to Performance Based Contractors are only included at the statewide level.

(6) Does not include seven (7) dual jurisdiction cases statewide.



QUICK FACTS ABOUT DSS IN Perry

MO HealthNet

Number of people enrolled for MO HealthNet services ⁽¹⁾	2,544
MO HealthNet dollars spent in state fiscal year 2009 ⁽²⁾	\$20.0 mil
Estimated portion of \$20.0 mil that was federal dollars	\$12.5 mil
MO HealthNet dollars for inpatient hospital services	\$1.1 mil
MO HealthNet dollars for physician services	\$1.1 mil
MO HealthNet dollars for nursing home services	\$3.0 mil
MO HealthNet dollars for pharmacy services	\$1.6 mil
MO HealthNet dollars for managed care payments	\$4.7 mil

Family Support

Child support collections (IV-D and non-IV-D)	\$3.2 mil
Average monthly temporary assistance families ⁽³⁾	106
Total temporary assistance payments ⁽⁴⁾	\$0.3 mil
Average monthly food stamp benefit recipients	2,317
Total food stamp benefits received	\$2.9 mil

Child Protection and Permanency

Children involved in hotline reports	240
Children with substantiated abuse or neglect	17
Children with family assessments	135
Average monthly children in foster care	22
Children adopted	1
Total Children's Services expenditures ⁽⁵⁾	\$0.2 mil
Average monthly children receiving subsidized child care	88
Child care expenditures	\$0.2 mil

Youth Services

Youths Committed ⁽⁶⁾	6
Average monthly youths in DYS custody	11

(1) Does not include Women's Health Services.

(2) Does not include Buy-In for Medicare premiums.

(3) Includes Transitional Employment Benefit (TEB) cases.

(4) Does not include TEB cases.

(5) Payments to Performance Based Contractors are only included at the statewide level.

(6) Does not include seven (7) dual jurisdiction cases statewide.



QUICK FACTS ABOUT DSS IN Pettis

MO HealthNet

Number of people enrolled for MO HealthNet services ⁽¹⁾	7,413
MO HealthNet dollars spent in state fiscal year 2009 ⁽²⁾	\$52.5 mil
Estimated portion of \$52.5 mil that was federal dollars	\$32.9 mil
MO HealthNet dollars for inpatient hospital services	\$3.3 mil
MO HealthNet dollars for physician services	\$2.5 mil
MO HealthNet dollars for nursing home services	\$8.9 mil
MO HealthNet dollars for pharmacy services	\$5.6 mil
MO HealthNet dollars for managed care payments	\$14.6 mil

Family Support

Child support collections (IV-D and non-IV-D)	\$7.9 mil
Average monthly temporary assistance families ⁽³⁾	349
Total temporary assistance payments ⁽⁴⁾	\$1.0 mil
Average monthly food stamp benefit recipients	6,336
Total food stamp benefits received	\$8.0 mil

Child Protection and Permanency

Children involved in hotline reports	686
Children with substantiated abuse or neglect	36
Children with family assessments	322
Average monthly children in foster care	65
Children adopted	15
Total Children's Services expenditures ⁽⁵⁾	\$0.8 mil
Average monthly children receiving subsidized child care	208
Child care expenditures	\$0.5 mil

Youth Services

Youths Committed ⁽⁶⁾	8
Average monthly youths in DYS custody	15

SFY-2009

(1) Does not include Women's Health Services.

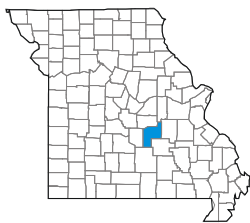
(2) Does not include Buy-In for Medicare premiums.

(3) Includes Transitional Employment Benefit (TEB) cases.

(4) Does not include TEB cases.

(5) Payments to Performance Based Contractors are only included at the statewide level.

(6) Does not include seven (7) dual jurisdiction cases statewide.



QUICK FACTS ABOUT DSS IN Phelps

MO HealthNet

Number of people enrolled for MO HealthNet services ⁽¹⁾	6,909
MO HealthNet dollars spent in state fiscal year 2009 ⁽²⁾	\$51.8 mil
Estimated portion of \$51.8 mil that was federal dollars	\$32.4 mil
MO HealthNet dollars for inpatient hospital services	\$3.6 mil
MO HealthNet dollars for physician services	\$2.9 mil
MO HealthNet dollars for nursing home services	\$6.7 mil
MO HealthNet dollars for pharmacy services	\$5.5 mil
MO HealthNet dollars for managed care payments	\$13.2 mil

Family Support

Child support collections (IV-D and non-IV-D)	\$5.5 mil
Average monthly temporary assistance families ⁽³⁾	302
Total temporary assistance payments ⁽⁴⁾	\$0.8 mil
Average monthly food stamp benefit recipients	5,486
Total food stamp benefits received	\$6.9 mil

Child Protection and Permanency

Children involved in hotline reports	634
Children with substantiated abuse or neglect	83
Children with family assessments	318
Average monthly children in foster care	127
Children adopted	22
Total Children's Services expenditures ⁽⁵⁾	\$1.8 mil
Average monthly children receiving subsidized child care	179
Child care expenditures	\$0.4 mil

Youth Services

Youths Committed ⁽⁶⁾	7
Average monthly youths in DYS custody	11

SFY-2009

(1) Does not include Women's Health Services.

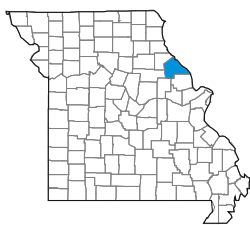
(2) Does not include Buy-In for Medicare premiums.

(3) Includes Transitional Employment Benefit (TEB) cases.

(4) Does not include TEB cases.

(5) Payments to Performance Based Contractors are only included at the statewide level.

(6) Does not include seven (7) dual jurisdiction cases statewide.



QUICK FACTS ABOUT DSS IN Pike

MO HealthNet

Number of people enrolled for MO HealthNet services ⁽¹⁾	2,481
MO HealthNet dollars spent in state fiscal year 2009 ⁽²⁾	\$20.8 mil
Estimated portion of \$20.8 mil that was federal dollars	\$13.0 mil
MO HealthNet dollars for inpatient hospital services	\$1.1 mil
MO HealthNet dollars for physician services	\$1.1 mil
MO HealthNet dollars for nursing home services	\$3.3 mil
MO HealthNet dollars for pharmacy services	\$2.0 mil
MO HealthNet dollars for managed care payments	\$4.7 mil

Family Support

Child support collections (IV-D and non-IV-D)	\$3.3 mil
Average monthly temporary assistance families ⁽³⁾	86
Total temporary assistance payments ⁽⁴⁾	\$0.2 mil
Average monthly food stamp benefit recipients	1,991
Total food stamp benefits received	\$2.4 mil

Child Protection and Permanency

Children involved in hotline reports	245
Children with substantiated abuse or neglect	39
Children with family assessments	128
Average monthly children in foster care	44
Children adopted	3
Total Children's Services expenditures ⁽⁵⁾	\$0.7 mil
Average monthly children receiving subsidized child care	47
Child care expenditures	\$72,875

Youth Services

Youths Committed ⁽⁶⁾	2
Average monthly youths in DYS custody	4

(1) Does not include Women's Health Services.

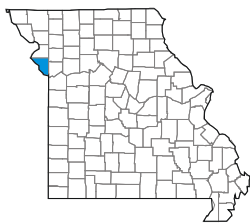
(2) Does not include Buy-In for Medicare premiums.

(3) Includes Transitional Employment Benefit (TEB) cases.

(4) Does not include TEB cases.

(5) Payments to Performance Based Contractors are only included at the statewide level.

(6) Does not include seven (7) dual jurisdiction cases statewide.



QUICK FACTS ABOUT DSS IN Platte

MO HealthNet

Number of people enrolled for MO HealthNet services ⁽¹⁾	4,712
MO HealthNet dollars spent in state fiscal year 2009 ⁽²⁾	\$34.6 mil
Estimated portion of \$34.6 mil that was federal dollars	\$21.6 mil
MO HealthNet dollars for inpatient hospital services	\$2.4 mil
MO HealthNet dollars for physician services	\$1.6 mil
MO HealthNet dollars for nursing home services	\$5.3 mil
MO HealthNet dollars for pharmacy services	\$3.8 mil
MO HealthNet dollars for managed care payments	\$10.1 mil

Family Support

Child support collections (IV-D and non-IV-D)	\$12.4 mil
Average monthly temporary assistance families ⁽³⁾	228
Total temporary assistance payments ⁽⁴⁾	\$0.7 mil
Average monthly food stamp benefit recipients	4,114
Total food stamp benefits received	\$5.8 mil

Child Protection and Permanency

Children involved in hotline reports	681
Children with substantiated abuse or neglect	60
Children with family assessments	337
Average monthly children in foster care	28
Children adopted	0
Total Children's Services expenditures ⁽⁵⁾	\$0.5 mil
Average monthly children receiving subsidized child care	178
Child care expenditures	\$0.7 mil

Youth Services

Youths Committed ⁽⁶⁾	11
Average monthly youths in DYS custody	14

SFY-2009

(1) Does not include Women's Health Services.

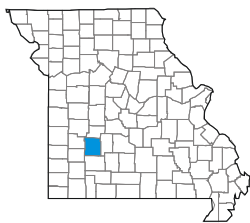
(2) Does not include Buy-In for Medicare premiums.

(3) Includes Transitional Employment Benefit (TEB) cases.

(4) Does not include TEB cases.

(5) Payments to Performance Based Contractors are only included at the statewide level.

(6) Does not include seven (7) dual jurisdiction cases statewide.



QUICK FACTS ABOUT DSS IN Polk

MO HealthNet

Number of people enrolled for MO HealthNet services ⁽¹⁾	5,450
MO HealthNet dollars spent in state fiscal year 2009 ⁽²⁾	\$41.2 mil
Estimated portion of \$41.2 mil that was federal dollars	\$25.8 mil
MO HealthNet dollars for inpatient hospital services	\$2.3 mil
MO HealthNet dollars for physician services	\$2.4 mil
MO HealthNet dollars for nursing home services	\$6.1 mil
MO HealthNet dollars for pharmacy services	\$5.8 mil
MO HealthNet dollars for managed care payments	\$9.9 mil

Family Support

Child support collections (IV-D and non-IV-D)	\$3.6 mil
Average monthly temporary assistance families ⁽³⁾	226
Total temporary assistance payments ⁽⁴⁾	\$0.7 mil
Average monthly food stamp benefit recipients	5,143
Total food stamp benefits received	\$6.5 mil

Child Protection and Permanency

Children involved in hotline reports	522
Children with substantiated abuse or neglect	40
Children with family assessments	288
Average monthly children in foster care	32
Children adopted	2
Total Children's Services expenditures ⁽⁵⁾	\$0.6 mil
Average monthly children receiving subsidized child care	130
Child care expenditures	\$0.3 mil

Youth Services

Youths Committed ⁽⁶⁾	8
Average monthly youths in DYS custody	9

(1) Does not include Women's Health Services.

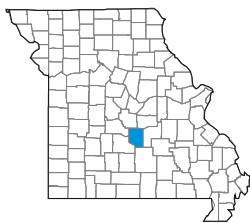
(2) Does not include Buy-In for Medicare premiums.

(3) Includes Transitional Employment Benefit (TEB) cases.

(4) Does not include TEB cases.

(5) Payments to Performance Based Contractors are only included at the statewide level.

(6) Does not include seven (7) dual jurisdiction cases statewide.



QUICK FACTS ABOUT DSS IN Pulaski

MO HealthNet

Number of people enrolled for MO HealthNet services ⁽¹⁾	4,899
MO HealthNet dollars spent in state fiscal year 2009 ⁽²⁾	\$30.0 mil
Estimated portion of \$30.0 mil that was federal dollars	\$18.8 mil
MO HealthNet dollars for inpatient hospital services	\$2.6 mil
MO HealthNet dollars for physician services	\$2.1 mil
MO HealthNet dollars for nursing home services	\$4.2 mil
MO HealthNet dollars for pharmacy services	\$3.4 mil
MO HealthNet dollars for managed care payments	\$9.7 mil

Family Support

Child support collections (IV-D and non-IV-D)	\$6.5 mil
Average monthly temporary assistance families ⁽³⁾	217
Total temporary assistance payments ⁽⁴⁾	\$0.6 mil
Average monthly food stamp benefit recipients	4,401
Total food stamp benefits received	\$5.7 mil

Child Protection and Permanency

Children involved in hotline reports	601
Children with substantiated abuse or neglect	52
Children with family assessments	312
Average monthly children in foster care	59
Children adopted	7
Total Children's Services expenditures ⁽⁵⁾	\$1.1 mil
Average monthly children receiving subsidized child care	82
Child care expenditures	\$0.2 mil

Youth Services

Youths Committed ⁽⁶⁾	7
Average monthly youths in DYS custody	8

(1) Does not include Women's Health Services.

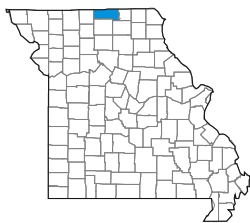
(2) Does not include Buy-In for Medicare premiums.

(3) Includes Transitional Employment Benefit (TEB) cases.

(4) Does not include TEB cases.

(5) Payments to Performance Based Contractors are only included at the statewide level.

(6) Does not include seven (7) dual jurisdiction cases statewide.



QUICK FACTS ABOUT DSS IN Putnam

MO HealthNet

Number of people enrolled for MO HealthNet services ⁽¹⁾	814
MO HealthNet dollars spent in state fiscal year 2009 ⁽²⁾	\$5.3 mil
Estimated portion of \$5.3 mil that was federal dollars	\$3.3 mil
MO HealthNet dollars for inpatient hospital services	\$0.7 mil
MO HealthNet dollars for physician services	\$0.7 mil
MO HealthNet dollars for nursing home services	\$0.9 mil
MO HealthNet dollars for pharmacy services	\$0.9 mil
MO HealthNet dollars for managed care payments	\$5,700

Family Support

Child support collections (IV-D and non-IV-D)	\$0.7 mil
Average monthly temporary assistance families ⁽³⁾	15
Total temporary assistance payments ⁽⁴⁾	\$44,016
Average monthly food stamp benefit recipients	525
Total food stamp benefits received	\$0.6 mil

Child Protection and Permanency

Children involved in hotline reports	53
Children with substantiated abuse or neglect	4
Children with family assessments	21
Average monthly children in foster care	10
Children adopted	1
Total Children's Services expenditures ⁽⁵⁾	\$0.2 mil
Average monthly children receiving subsidized child care	5
Child care expenditures	\$10,959

Youth Services

Youths Committed ⁽⁶⁾	0
Average monthly youths in DYS custody	1

(1) Does not include Women's Health Services.

(2) Does not include Buy-In for Medicare premiums.

(3) Includes Transitional Employment Benefit (TEB) cases.

(4) Does not include TEB cases.

(5) Payments to Performance Based Contractors are only included at the statewide level.

(6) Does not include seven (7) dual jurisdiction cases statewide.



QUICK FACTS ABOUT DSS IN Ralls

MO HealthNet

Number of people enrolled for MO HealthNet services ⁽¹⁾	1,083
MO HealthNet dollars spent in state fiscal year 2009 ⁽²⁾	\$9.1 mil
Estimated portion of \$9.1 mil that was federal dollars	\$5.7 mil
MO HealthNet dollars for inpatient hospital services	\$0.6 mil
MO HealthNet dollars for physician services	\$0.5 mil
MO HealthNet dollars for nursing home services	\$1.1 mil
MO HealthNet dollars for pharmacy services	\$1.0 mil
MO HealthNet dollars for managed care payments	\$2.1 mil

Family Support

Child support collections (IV-D and non-IV-D)	\$1.6 mil
Average monthly temporary assistance families ⁽³⁾	28
Total temporary assistance payments ⁽⁴⁾	\$77,292
Average monthly food stamp benefit recipients	913
Total food stamp benefits received	\$1.1 mil

Child Protection and Permanency

Children involved in hotline reports	100
Children with substantiated abuse or neglect	18
Children with family assessments	49
Average monthly children in foster care	6
Children adopted	4
Total Children's Services expenditures ⁽⁵⁾	\$0.1 mil
Average monthly children receiving subsidized child care	19
Child care expenditures	\$42,684

Youth Services

Youths Committed ⁽⁶⁾	2
Average monthly youths in DYS custody	3

(1) Does not include Women's Health Services.

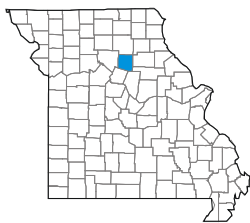
(2) Does not include Buy-In for Medicare premiums.

(3) Includes Transitional Employment Benefit (TEB) cases.

(4) Does not include TEB cases.

(5) Payments to Performance Based Contractors are only included at the statewide level.

(6) Does not include seven (7) dual jurisdiction cases statewide.



QUICK FACTS ABOUT DSS IN Randolph

MO HealthNet

Number of people enrolled for MO HealthNet services ⁽¹⁾	4,555
MO HealthNet dollars spent in state fiscal year 2009 ⁽²⁾	\$30.0 mil
Estimated portion of \$30.0 mil that was federal dollars	\$18.8 mil
MO HealthNet dollars for inpatient hospital services	\$1.4 mil
MO HealthNet dollars for physician services	\$1.8 mil
MO HealthNet dollars for nursing home services	\$6.6 mil
MO HealthNet dollars for pharmacy services	\$3.1 mil
MO HealthNet dollars for managed care payments	\$8.8 mil

Family Support

Child support collections (IV-D and non-IV-D)	\$4.1 mil
Average monthly temporary assistance families ⁽³⁾	208
Total temporary assistance payments ⁽⁴⁾	\$0.6 mil
Average monthly food stamp benefit recipients	4,195
Total food stamp benefits received	\$5.2 mil

Child Protection and Permanency

Children involved in hotline reports	439
Children with substantiated abuse or neglect	51
Children with family assessments	234
Average monthly children in foster care	87
Children adopted	5
Total Children's Services expenditures ⁽⁵⁾	\$1.1 mil
Average monthly children receiving subsidized child care	205
Child care expenditures	\$0.5 mil

Youth Services

Youths Committed ⁽⁶⁾	4
Average monthly youths in DYS custody	3

(1) Does not include Women's Health Services.

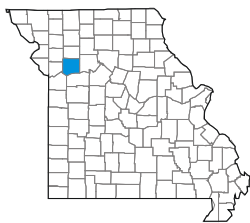
(2) Does not include Buy-In for Medicare premiums.

(3) Includes Transitional Employment Benefit (TEB) cases.

(4) Does not include TEB cases.

(5) Payments to Performance Based Contractors are only included at the statewide level.

(6) Does not include seven (7) dual jurisdiction cases statewide.



QUICK FACTS ABOUT DSS IN Ray

MO HealthNet

Number of people enrolled for MO HealthNet services ⁽¹⁾	2,752
MO HealthNet dollars spent in state fiscal year 2009 ⁽²⁾	\$20.6 mil
Estimated portion of \$20.6 mil that was federal dollars	\$12.9 mil
MO HealthNet dollars for inpatient hospital services	\$1.3 mil
MO HealthNet dollars for physician services	\$0.9 mil
MO HealthNet dollars for nursing home services	\$4.1 mil
MO HealthNet dollars for pharmacy services	\$2.9 mil
MO HealthNet dollars for managed care payments	\$5.2 mil

Family Support

Child support collections (IV-D and non-IV-D)	\$4.4 mil
Average monthly temporary assistance families ⁽³⁾	159
Total temporary assistance payments ⁽⁴⁾	\$0.4 mil
Average monthly food stamp benefit recipients	2,435
Total food stamp benefits received	\$3.0 mil

Child Protection and Permanency

Children involved in hotline reports	310
Children with substantiated abuse or neglect	10
Children with family assessments	175
Average monthly children in foster care	5
Children adopted	1
Total Children's Services expenditures ⁽⁵⁾	\$0.3 mil
Average monthly children receiving subsidized child care	75
Child care expenditures	\$0.2 mil

Youth Services

Youths Committed ⁽⁶⁾	15
Average monthly youths in DYS custody	21

(1) Does not include Women's Health Services.

(2) Does not include Buy-In for Medicare premiums.

(3) Includes Transitional Employment Benefit (TEB) cases.

(4) Does not include TEB cases.

(5) Payments to Performance Based Contractors are only included at the statewide level.

(6) Does not include seven (7) dual jurisdiction cases statewide.



QUICK FACTS ABOUT DSS IN Reynolds

MO HealthNet

Number of people enrolled for MO HealthNet services ⁽¹⁾	1,610
MO HealthNet dollars spent in state fiscal year 2009 ⁽²⁾	\$15.8 mil
Estimated portion of \$15.8 mil that was federal dollars	\$9.9 mil
MO HealthNet dollars for inpatient hospital services	\$1.6 mil
MO HealthNet dollars for physician services	\$2.1 mil
MO HealthNet dollars for nursing home services	\$1.0 mil
MO HealthNet dollars for pharmacy services	\$2.5 mil
MO HealthNet dollars for managed care payments	\$33,026

Family Support

Child support collections (IV-D and non-IV-D)	\$1.0 mil
Average monthly temporary assistance families ⁽³⁾	56
Total temporary assistance payments ⁽⁴⁾	\$0.2 mil
Average monthly food stamp benefit recipients	1,416
Total food stamp benefits received	\$1.7 mil

Child Protection and Permanency

Children involved in hotline reports	112
Children with substantiated abuse or neglect	3
Children with family assessments	58
Average monthly children in foster care	10
Children adopted	0
Total Children's Services expenditures ⁽⁵⁾	\$0.2 mil
Average monthly children receiving subsidized child care	12
Child care expenditures	\$19,796

Youth Services

Youths Committed ⁽⁶⁾	0
Average monthly youths in DYS custody	0

(1) Does not include Women's Health Services.

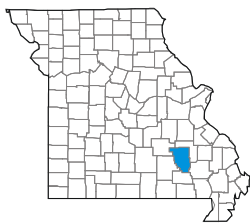
(2) Does not include Buy-In for Medicare premiums.

(3) Includes Transitional Employment Benefit (TEB) cases.

(4) Does not include TEB cases.

(5) Payments to Performance Based Contractors are only included at the statewide level.

(6) Does not include seven (7) dual jurisdiction cases statewide.



QUICK FACTS ABOUT DSS IN Ripley

MO HealthNet

Number of people enrolled for MO HealthNet services ⁽¹⁾	4,366
MO HealthNet dollars spent in state fiscal year 2009 ⁽²⁾	\$34.0 mil
Estimated portion of \$34.0 mil that was federal dollars	\$21.3 mil
MO HealthNet dollars for inpatient hospital services	\$4.0 mil
MO HealthNet dollars for physician services	\$5.8 mil
MO HealthNet dollars for nursing home services	\$1.4 mil
MO HealthNet dollars for pharmacy services	\$7.5 mil
MO HealthNet dollars for managed care payments	\$16,151

Family Support

Child support collections (IV-D and non-IV-D)	\$1.8 mil
Average monthly temporary assistance families ⁽³⁾	191
Total temporary assistance payments ⁽⁴⁾	\$0.5 mil
Average monthly food stamp benefit recipients	3,786
Total food stamp benefits received	\$4.7 mil

Child Protection and Permanency

Children involved in hotline reports	256
Children with substantiated abuse or neglect	22
Children with family assessments	128
Average monthly children in foster care	18
Children adopted	2
Total Children's Services expenditures ⁽⁵⁾	\$0.7 mil
Average monthly children receiving subsidized child care	98
Child care expenditures	\$0.1 mil

Youth Services

Youths Committed ⁽⁶⁾	2
Average monthly youths in DYS custody	7

(1) Does not include Women's Health Services.

(2) Does not include Buy-In for Medicare premiums.

(3) Includes Transitional Employment Benefit (TEB) cases.

(4) Does not include TEB cases.

(5) Payments to Performance Based Contractors are only included at the statewide level.

(6) Does not include seven (7) dual jurisdiction cases statewide.



QUICK FACTS ABOUT DSS IN Saline

MO HealthNet

Number of people enrolled for MO HealthNet services ⁽¹⁾	4,036
MO HealthNet dollars spent in state fiscal year 2009 ⁽²⁾	\$52.4 mil
Estimated portion of \$52.4 mil that was federal dollars	\$32.8 mil
MO HealthNet dollars for inpatient hospital services	\$2.3 mil
MO HealthNet dollars for physician services	\$1.6 mil
MO HealthNet dollars for nursing home services	\$4.1 mil
MO HealthNet dollars for pharmacy services	\$2.6 mil
MO HealthNet dollars for managed care payments	\$7.4 mil

Family Support

Child support collections (IV-D and non-IV-D)	\$3.7 mil
Average monthly temporary assistance families ⁽³⁾	175
Total temporary assistance payments ⁽⁴⁾	\$0.5 mil
Average monthly food stamp benefit recipients	3,048
Total food stamp benefits received	\$3.7 mil

Child Protection and Permanency

Children involved in hotline reports	308
Children with substantiated abuse or neglect	73
Children with family assessments	262
Average monthly children in foster care	63
Children adopted	15
Total Children's Services expenditures ⁽⁵⁾	\$1.3 mil
Average monthly children receiving subsidized child care	94
Child care expenditures	\$0.2 mil

Youth Services

Youths Committed ⁽⁶⁾	11
Average monthly youths in DYS custody	19

(1) Does not include Women's Health Services.

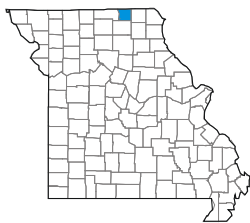
(2) Does not include Buy-In for Medicare premiums.

(3) Includes Transitional Employment Benefit (TEB) cases.

(4) Does not include TEB cases.

(5) Payments to Performance Based Contractors are only included at the statewide level.

(6) Does not include seven (7) dual jurisdiction cases statewide.



QUICK FACTS ABOUT DSS IN Schuyler

MO HealthNet

Number of people enrolled for MO HealthNet services ⁽¹⁾	744
MO HealthNet dollars spent in state fiscal year 2009 ⁽²⁾	\$5.0 mil
Estimated portion of \$5.0 mil that was federal dollars	\$3.1 mil
MO HealthNet dollars for inpatient hospital services	\$0.7 mil
MO HealthNet dollars for physician services	\$0.8 mil
MO HealthNet dollars for nursing home services	\$1.0 mil
MO HealthNet dollars for pharmacy services	\$0.8 mil
MO HealthNet dollars for managed care payments	\$1,042

Family Support

Child support collections (IV-D and non-IV-D)	\$0.7 mil
Average monthly temporary assistance families ⁽³⁾	8
Total temporary assistance payments ⁽⁴⁾	\$19,836
Average monthly food stamp benefit recipients	531
Total food stamp benefits received	\$0.6 mil

Child Protection and Permanency

Children involved in hotline reports	47
Children with substantiated abuse or neglect	6
Children with family assessments	18
Average monthly children in foster care	10
Children adopted	0
Total Children's Services expenditures ⁽⁵⁾	\$0.2 mil
Average monthly children receiving subsidized child care	15
Child care expenditures	\$26,068

Youth Services

Youths Committed ⁽⁶⁾	0
Average monthly youths in DYS custody	0

(1) Does not include Women's Health Services.

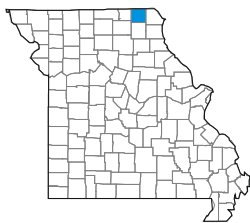
(2) Does not include Buy-In for Medicare premiums.

(3) Includes Transitional Employment Benefit (TEB) cases.

(4) Does not include TEB cases.

(5) Payments to Performance Based Contractors are only included at the statewide level.

(6) Does not include seven (7) dual jurisdiction cases statewide.



QUICK FACTS ABOUT DSS IN Scotland

MO HealthNet

Number of people enrolled for MO HealthNet services ⁽¹⁾	596
MO HealthNet dollars spent in state fiscal year 2009 ⁽²⁾	\$4.0 mil
Estimated portion of \$4.0 mil that was federal dollars	\$2.5 mil
MO HealthNet dollars for inpatient hospital services	\$0.4 mil
MO HealthNet dollars for physician services	\$0.5 mil
MO HealthNet dollars for nursing home services	\$1.2 mil
MO HealthNet dollars for pharmacy services	\$0.7 mil
MO HealthNet dollars for managed care payments	\$6,048

Family Support

Child support collections (IV-D and non-IV-D)	\$0.7 mil
Average monthly temporary assistance families ⁽³⁾	9
Total temporary assistance payments ⁽⁴⁾	\$29,532
Average monthly food stamp benefit recipients	366
Total food stamp benefits received	\$0.4 mil

Child Protection and Permanency

Children involved in hotline reports	36
Children with substantiated abuse or neglect	4
Children with family assessments	15
Average monthly children in foster care	14
Children adopted	0
Total Children's Services expenditures ⁽⁵⁾	\$0.1 mil
Average monthly children receiving subsidized child care	12
Child care expenditures	\$21,253

Youth Services

Youths Committed ⁽⁶⁾	0
Average monthly youths in DYS custody	0

SFY-2009

(1) Does not include Women's Health Services.

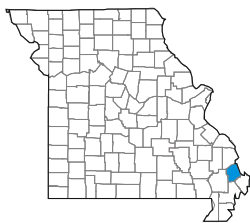
(2) Does not include Buy-In for Medicare premiums.

(3) Includes Transitional Employment Benefit (TEB) cases.

(4) Does not include TEB cases.

(5) Payments to Performance Based Contractors are only included at the statewide level.

(6) Does not include seven (7) dual jurisdiction cases statewide.



QUICK FACTS ABOUT DSS IN Scott

MO HealthNet

Number of people enrolled for MO HealthNet services ⁽¹⁾	9,414
MO HealthNet dollars spent in state fiscal year 2009 ⁽²⁾	\$67.3 mil
Estimated portion of \$67.3 mil that was federal dollars	\$42.1 mil
MO HealthNet dollars for inpatient hospital services	\$7.6 mil
MO HealthNet dollars for physician services	\$8.0 mil
MO HealthNet dollars for nursing home services	\$8.7 mil
MO HealthNet dollars for pharmacy services	\$11.7 mil
MO HealthNet dollars for managed care payments	\$50,831

Family Support

Child support collections (IV-D and non-IV-D)	\$8.1 mil
Average monthly temporary assistance families ⁽³⁾	607
Total temporary assistance payments ⁽⁴⁾	\$1.6 mil
Average monthly food stamp benefit recipients	8,389
Total food stamp benefits received	\$10.7 mil

Child Protection and Permanency

Children involved in hotline reports	649
Children with substantiated abuse or neglect	57
Children with family assessments	303
Average monthly children in foster care	34
Children adopted	4
Total Children's Services expenditures ⁽⁵⁾	\$1.1 mil
Average monthly children receiving subsidized child care	484
Child care expenditures	\$1.0 mil

Youth Services

Youths Committed ⁽⁶⁾	27
Average monthly youths in DYS custody	40

(1) Does not include Women's Health Services.

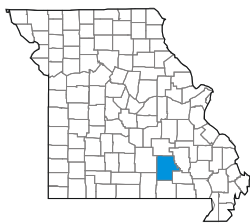
(2) Does not include Buy-In for Medicare premiums.

(3) Includes Transitional Employment Benefit (TEB) cases.

(4) Does not include TEB cases.

(5) Payments to Performance Based Contractors are only included at the statewide level.

(6) Does not include seven (7) dual jurisdiction cases statewide.



QUICK FACTS ABOUT DSS IN Shannon

MO HealthNet

Number of people enrolled for MO HealthNet services ⁽¹⁾	2,045
MO HealthNet dollars spent in state fiscal year 2009 ⁽²⁾	\$11.0 mil
Estimated portion of \$11.0 mil that was federal dollars	\$6.9 mil
MO HealthNet dollars for inpatient hospital services	\$1.2 mil
MO HealthNet dollars for physician services	\$1.8 mil
MO HealthNet dollars for nursing home services	\$1.5 mil
MO HealthNet dollars for pharmacy services	\$2.4 mil
MO HealthNet dollars for managed care payments	\$2,871

Family Support

Child support collections (IV-D and non-IV-D)	\$0.9 mil
Average monthly temporary assistance families ⁽³⁾	54
Total temporary assistance payments ⁽⁴⁾	\$0.2 mil
Average monthly food stamp benefit recipients	1,760
Total food stamp benefits received	\$2.1 mil

Child Protection and Permanency

Children involved in hotline reports	131
Children with substantiated abuse or neglect	7
Children with family assessments	51
Average monthly children in foster care	5
Children adopted	0
Total Children's Services expenditures ⁽⁵⁾	\$0.1 mil
Average monthly children receiving subsidized child care	5
Child care expenditures	\$10,436

Youth Services

Youths Committed ⁽⁶⁾	0
Average monthly youths in DYS custody	0

(1) Does not include Women's Health Services.

(2) Does not include Buy-In for Medicare premiums.

(3) Includes Transitional Employment Benefit (TEB) cases.

(4) Does not include TEB cases.

(5) Payments to Performance Based Contractors are only included at the statewide level.

(6) Does not include seven (7) dual jurisdiction cases statewide.



QUICK FACTS ABOUT DSS IN Shelby

MO HealthNet

Number of people enrolled for MO HealthNet services ⁽¹⁾	1,010
MO HealthNet dollars spent in state fiscal year 2009 ⁽²⁾	\$6.4 mil
Estimated portion of \$6.4 mil that was federal dollars	\$4.0 mil
MO HealthNet dollars for inpatient hospital services	\$0.2 mil
MO HealthNet dollars for physician services	\$0.3 mil
MO HealthNet dollars for nursing home services	\$1.8 mil
MO HealthNet dollars for pharmacy services	\$0.4 mil
MO HealthNet dollars for managed care payments	\$1.9 mil

Family Support

Child support collections (IV-D and non-IV-D)	\$0.9 mil
Average monthly temporary assistance families ⁽³⁾	24
Total temporary assistance payments ⁽⁴⁾	\$67,992
Average monthly food stamp benefit recipients	716
Total food stamp benefits received	\$0.8 mil

Child Protection and Permanency

Children involved in hotline reports	89
Children with substantiated abuse or neglect	2
Children with family assessments	26
Average monthly children in foster care	11
Children adopted	0
Total Children's Services expenditures ⁽⁵⁾	\$0.3 mil
Average monthly children receiving subsidized child care	14
Child care expenditures	\$19,565

Youth Services

Youths Committed ⁽⁶⁾	1
Average monthly youths in DYS custody	4

(1) Does not include Women's Health Services.

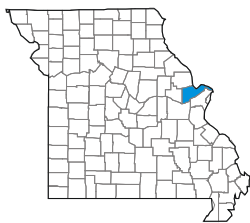
(2) Does not include Buy-In for Medicare premiums.

(3) Includes Transitional Employment Benefit (TEB) cases.

(4) Does not include TEB cases.

(5) Payments to Performance Based Contractors are only included at the statewide level.

(6) Does not include seven (7) dual jurisdiction cases statewide.



QUICK FACTS ABOUT DSS IN St. Charles

MO HealthNet

Number of people enrolled for MO HealthNet services ⁽¹⁾	17,359
MO HealthNet dollars spent in state fiscal year 2009 ⁽²⁾	\$140.1 mil
Estimated portion of \$140.1 mil that was federal dollars	\$87.7 mil
MO HealthNet dollars for inpatient hospital services	\$10.2 mil
MO HealthNet dollars for physician services	\$5.3 mil
MO HealthNet dollars for nursing home services	\$16.5 mil
MO HealthNet dollars for pharmacy services	\$9.4 mil
MO HealthNet dollars for managed care payments	\$38.4 mil

Family Support

Child support collections (IV-D and non-IV-D)	\$34.9 mil
Average monthly temporary assistance families ⁽³⁾	753
Total temporary assistance payments ⁽⁴⁾	\$2.1 mil
Average monthly food stamp benefit recipients	15,659
Total food stamp benefits received	\$21.4 mil

Child Protection and Permanency

Children involved in hotline reports	2,250
Children with substantiated abuse or neglect	232
Children with family assessments	1,078
Average monthly children in foster care	217
Children adopted	33
Total Children's Services expenditures ⁽⁵⁾	\$3.6 mil
Average monthly children receiving subsidized child care	1,077
Child care expenditures	\$3.8 mil

Youth Services

Youths Committed ⁽⁶⁾	52
Average monthly youths in DYS custody	67

(1) Does not include Women's Health Services.

(2) Does not include Buy-In for Medicare premiums.

(3) Includes Transitional Employment Benefit (TEB) cases.

(4) Does not include TEB cases.

(5) Payments to Performance Based Contractors are only included at the statewide level.

(6) Does not include seven (7) dual jurisdiction cases statewide.



QUICK FACTS ABOUT DSS IN St. Clair

MO HealthNet

Number of people enrolled for MO HealthNet services ⁽¹⁾	1,870
MO HealthNet dollars spent in state fiscal year 2009 ⁽²⁾	\$12.1 mil
Estimated portion of \$12.1 mil that was federal dollars	\$7.6 mil
MO HealthNet dollars for inpatient hospital services	\$0.8 mil
MO HealthNet dollars for physician services	\$0.8 mil
MO HealthNet dollars for nursing home services	\$2.0 mil
MO HealthNet dollars for pharmacy services	\$1.7 mil
MO HealthNet dollars for managed care payments	\$3.0 mil

Family Support

Child support collections (IV-D and non-IV-D)	\$1.1 mil
Average monthly temporary assistance families ⁽³⁾	77
Total temporary assistance payments ⁽⁴⁾	\$0.2 mil
Average monthly food stamp benefit recipients	1,831
Total food stamp benefits received	\$2.3 mil

Child Protection and Permanency

Children involved in hotline reports	123
Children with substantiated abuse or neglect	6
Children with family assessments	71
Average monthly children in foster care	18
Children adopted	4
Total Children's Services expenditures ⁽⁵⁾	\$0.6 mil
Average monthly children receiving subsidized child care	17
Child care expenditures	\$26,508

Youth Services

Youths Committed ⁽⁶⁾	1
Average monthly youths in DYS custody	1

(1) Does not include Women's Health Services.

(2) Does not include Buy-In for Medicare premiums.

(3) Includes Transitional Employment Benefit (TEB) cases.

(4) Does not include TEB cases.

(5) Payments to Performance Based Contractors are only included at the statewide level.

(6) Does not include seven (7) dual jurisdiction cases statewide.



QUICK FACTS ABOUT DSS IN St. Francois

MO HealthNet

Number of people enrolled for MO HealthNet services ⁽¹⁾	11,383
MO HealthNet dollars spent in state fiscal year 2009 ⁽²⁾	\$82.8 mil
Estimated portion of \$82.8 mil that was federal dollars	\$51.8 mil
MO HealthNet dollars for inpatient hospital services	\$5.3 mil
MO HealthNet dollars for physician services	\$5.5 mil
MO HealthNet dollars for nursing home services	\$12.8 mil
MO HealthNet dollars for pharmacy services	\$10.1 mil
MO HealthNet dollars for managed care payments	\$20.1 mil

Family Support

Child support collections (IV-D and non-IV-D)	\$10.1 mil
Average monthly temporary assistance families ⁽³⁾	603
Total temporary assistance payments ⁽⁴⁾	\$1.6 mil
Average monthly food stamp benefit recipients	10,764
Total food stamp benefits received	\$13.6 mil

Child Protection and Permanency

Children involved in hotline reports	946
Children with substantiated abuse or neglect	78
Children with family assessments	440
Average monthly children in foster care	94
Children adopted	36
Total Children's Services expenditures ⁽⁵⁾	\$2.4 mil
Average monthly children receiving subsidized child care	449
Child care expenditures	\$1.0 mil

Youth Services

Youths Committed ⁽⁶⁾	27
Average monthly youths in DYS custody	37

(1) Does not include Women's Health Services.

(2) Does not include Buy-In for Medicare premiums.

(3) Includes Transitional Employment Benefit (TEB) cases.

(4) Does not include TEB cases.

(5) Payments to Performance Based Contractors are only included at the statewide level.

(6) Does not include seven (7) dual jurisdiction cases statewide.



QUICK FACTS ABOUT DSS IN St. Louis City

MO HealthNet

Number of people enrolled for MO HealthNet services ⁽¹⁾	86,408
MO HealthNet dollars spent in state fiscal year 2009 ⁽²⁾	\$524.0 mil
Estimated portion of \$524.0 mil that was federal dollars	\$327.9 mil
MO HealthNet dollars for inpatient hospital services	\$67.7 mil
MO HealthNet dollars for physician services	\$35.7 mil
MO HealthNet dollars for nursing home services	\$57.1 mil
MO HealthNet dollars for pharmacy services	\$51.1 mil
MO HealthNet dollars for managed care payments	\$167.8 mil

Family Support

Child support collections (IV-D and non-IV-D)	\$59.2 mil
Average monthly temporary assistance families ⁽³⁾	6,179
Total temporary assistance payments ⁽⁴⁾	\$17.2 mil
Average monthly food stamp benefit recipients	98,939
Total food stamp benefits received	\$143.2 mil

Child Protection and Permanency

Children involved in hotline reports	4,780
Children with substantiated abuse or neglect	342
Children with family assessments	2,147
Average monthly children in foster care	1,145
Children adopted	98
Total Children's Services expenditures ⁽⁵⁾	\$16.0 mil
Average monthly children receiving subsidized child care	9,744
Child care expenditures	\$42.2 mil

Youth Services

Youths Committed ⁽⁶⁾	135
Average monthly youths in DYS custody	183

SFY-2009

(1) Does not include Women's Health Services.

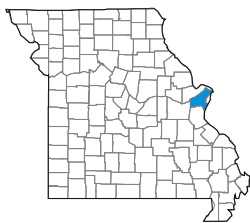
(2) Does not include Buy-In for Medicare premiums.

(3) Includes Transitional Employment Benefit (TEB) cases.

(4) Does not include TEB cases.

(5) Payments to Performance Based Contractors are only included at the statewide level.

(6) Does not include seven (7) dual jurisdiction cases statewide.



QUICK FACTS ABOUT DSS IN St. Louis County

MO HealthNet

Number of people enrolled for MO HealthNet services ⁽¹⁾	97,999
MO HealthNet dollars spent in state fiscal year 2009 ⁽²⁾	\$746.6 mil
Estimated portion of \$746.6 mil that was federal dollars	\$467.2 mil
MO HealthNet dollars for inpatient hospital services	\$68.6 mil
MO HealthNet dollars for physician services	\$34.9 mil
MO HealthNet dollars for nursing home services	\$142.0 mil
MO HealthNet dollars for pharmacy services	\$48.5 mil
MO HealthNet dollars for managed care payments	\$201.4 mil

Family Support

Child support collections (IV-D and non-IV-D)	\$112.3 mil
Average monthly temporary assistance families ⁽³⁾	5,157
Total temporary assistance payments ⁽⁴⁾	\$14.2 mil
Average monthly food stamp benefit recipients	91,354
Total food stamp benefits received	\$124.6 mil

Child Protection and Permanency

Children involved in hotline reports	6,165
Children with substantiated abuse or neglect	468
Children with family assessments	3,392
Average monthly children in foster care	863
Children adopted	78
Total Children's Services expenditures ⁽⁵⁾	\$13.1 mil
Average monthly children receiving subsidized child care	10,446
Child care expenditures	\$42.4 mil

Youth Services

Youths Committed ⁽⁶⁾	118
Average monthly youths in DYS custody	133

SFY-2009

(1) Does not include Women's Health Services.

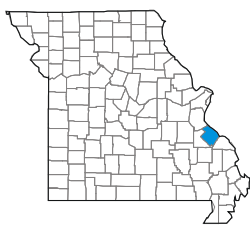
(2) Does not include Buy-In for Medicare premiums.

(3) Includes Transitional Employment Benefit (TEB) cases.

(4) Does not include TEB cases.

(5) Payments to Performance Based Contractors are only included at the statewide level.

(6) Does not include seven (7) dual jurisdiction cases statewide.



QUICK FACTS ABOUT DSS IN Ste. Genevieve

MO HealthNet

Number of people enrolled for MO HealthNet services ⁽¹⁾	2,105
MO HealthNet dollars spent in state fiscal year 2009 ⁽²⁾	\$14.9 mil
Estimated portion of \$14.9 mil that was federal dollars	\$9.3 mil
MO HealthNet dollars for inpatient hospital services	\$1.1 mil
MO HealthNet dollars for physician services	\$0.9 mil
MO HealthNet dollars for nursing home services	\$2.1 mil
MO HealthNet dollars for pharmacy services	\$1.5 mil
MO HealthNet dollars for managed care payments	\$3.8 mil

Family Support

Child support collections (IV-D and non-IV-D)	\$2.1 mil
Average monthly temporary assistance families ⁽³⁾	80
Total temporary assistance payments ⁽⁴⁾	\$0.2 mil
Average monthly food stamp benefit recipients	2,000
Total food stamp benefits received	\$2.5 mil

Child Protection and Permanency

Children involved in hotline reports	149
Children with substantiated abuse or neglect	15
Children with family assessments	66
Average monthly children in foster care	11
Children adopted	0
Total Children's Services expenditures ⁽⁵⁾	\$65,184
Average monthly children receiving subsidized child care	73
Child care expenditures	\$0.2 mil

Youth Services

Youths Committed ⁽⁶⁾	9
Average monthly youths in DYS custody	14

SFY-2009

(1) Does not include Women's Health Services.

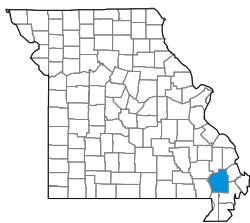
(2) Does not include Buy-In for Medicare premiums.

(3) Includes Transitional Employment Benefit (TEB) cases.

(4) Does not include TEB cases.

(5) Payments to Performance Based Contractors are only included at the statewide level.

(6) Does not include seven (7) dual jurisdiction cases statewide.



QUICK FACTS ABOUT DSS IN Stoddard

MO HealthNet

Number of people enrolled for MO HealthNet services ⁽¹⁾	6,411
MO HealthNet dollars spent in state fiscal year 2009 ⁽²⁾	\$47.2 mil
Estimated portion of \$47.2 mil that was federal dollars	\$29.6 mil
MO HealthNet dollars for inpatient hospital services	\$5.2 mil
MO HealthNet dollars for physician services	\$6.5 mil
MO HealthNet dollars for nursing home services	\$7.1 mil
MO HealthNet dollars for pharmacy services	\$8.5 mil
MO HealthNet dollars for managed care payments	\$29,912

Family Support

Child support collections (IV-D and non-IV-D)	\$4.7 mil
Average monthly temporary assistance families ⁽³⁾	209
Total temporary assistance payments ⁽⁴⁾	\$0.5 mil
Average monthly food stamp benefit recipients	4,991
Total food stamp benefits received	\$5.8 mil

Child Protection and Permanency

Children involved in hotline reports	410
Children with substantiated abuse or neglect	65
Children with family assessments	219
Average monthly children in foster care	120
Children adopted	26
Total Children's Services expenditures ⁽⁵⁾	\$1.5 mil
Average monthly children receiving subsidized child care	117
Child care expenditures	\$0.2 mil

Youth Services

Youths Committed ⁽⁶⁾	2
Average monthly youths in DYS custody	4

(1) Does not include Women's Health Services.

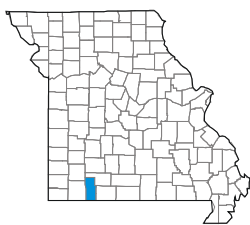
(2) Does not include Buy-In for Medicare premiums.

(3) Includes Transitional Employment Benefit (TEB) cases.

(4) Does not include TEB cases.

(5) Payments to Performance Based Contractors are only included at the statewide level.

(6) Does not include seven (7) dual jurisdiction cases statewide.



QUICK FACTS ABOUT DSS IN Stone

MO HealthNet

Number of people enrolled for MO HealthNet services ⁽¹⁾	4,310
MO HealthNet dollars spent in state fiscal year 2009 ⁽²⁾	\$23.5 mil
Estimated portion of \$23.5 mil that was federal dollars	\$14.7 mil
MO HealthNet dollars for inpatient hospital services	\$3.4 mil
MO HealthNet dollars for physician services	\$3.3 mil
MO HealthNet dollars for nursing home services	\$4.2 mil
MO HealthNet dollars for pharmacy services	\$4.7 mil
MO HealthNet dollars for managed care payments	\$24,801

Family Support

Child support collections (IV-D and non-IV-D)	\$4.0 mil
Average monthly temporary assistance families ⁽³⁾	119
Total temporary assistance payments ⁽⁴⁾	\$0.3 mil
Average monthly food stamp benefit recipients	4,018
Total food stamp benefits received	\$5.1 mil

Child Protection and Permanency

Children involved in hotline reports	433
Children with substantiated abuse or neglect	32
Children with family assessments	262
Average monthly children in foster care	81
Children adopted	5
Total Children's Services expenditures ⁽⁵⁾	\$1.1 mil
Average monthly children receiving subsidized child care	76
Child care expenditures	\$0.2 mil

Youth Services

Youths Committed ⁽⁶⁾	2
Average monthly youths in DYS custody	5

(1) Does not include Women's Health Services.

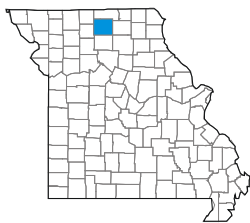
(2) Does not include Buy-In for Medicare premiums.

(3) Includes Transitional Employment Benefit (TEB) cases.

(4) Does not include TEB cases.

(5) Payments to Performance Based Contractors are only included at the statewide level.

(6) Does not include seven (7) dual jurisdiction cases statewide.



QUICK FACTS ABOUT DSS IN Sullivan

MO HealthNet

Number of people enrolled for MO HealthNet services ⁽¹⁾	1,078
MO HealthNet dollars spent in state fiscal year 2009 ⁽²⁾	\$8.3 mil
Estimated portion of \$8.3 mil that was federal dollars	\$5.2 mil
MO HealthNet dollars for inpatient hospital services	\$0.8 mil
MO HealthNet dollars for physician services	\$1.0 mil
MO HealthNet dollars for nursing home services	\$2.1 mil
MO HealthNet dollars for pharmacy services	\$1.4 mil
MO HealthNet dollars for managed care payments	\$28,509

Family Support

Child support collections (IV-D and non-IV-D)	\$1.0 mil
Average monthly temporary assistance families ⁽³⁾	41
Total temporary assistance payments ⁽⁴⁾	\$0.1 mil
Average monthly food stamp benefit recipients	837
Total food stamp benefits received	\$1.0 mil

Child Protection and Permanency

Children involved in hotline reports	89
Children with substantiated abuse or neglect	7
Children with family assessments	42
Average monthly children in foster care	11
Children adopted	0
Total Children's Services expenditures ⁽⁵⁾	\$0.2 mil
Average monthly children receiving subsidized child care	11
Child care expenditures	\$24,557

Youth Services

Youths Committed ⁽⁶⁾	3
Average monthly youths in DYS custody	2

SFY-2009

(1) Does not include Women's Health Services.

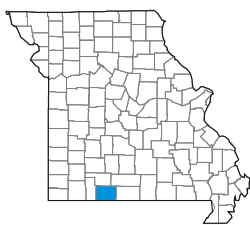
(2) Does not include Buy-In for Medicare premiums.

(3) Includes Transitional Employment Benefit (TEB) cases.

(4) Does not include TEB cases.

(5) Payments to Performance Based Contractors are only included at the statewide level.

(6) Does not include seven (7) dual jurisdiction cases statewide.



QUICK FACTS ABOUT DSS IN Taney

MO HealthNet

Number of people enrolled for MO HealthNet services ⁽¹⁾	7,469
MO HealthNet dollars spent in state fiscal year 2009 ⁽²⁾	\$38.6 mil
Estimated portion of \$38.6 mil that was federal dollars	\$24.2 mil
MO HealthNet dollars for inpatient hospital services	\$5.5 mil
MO HealthNet dollars for physician services	\$6.0 mil
MO HealthNet dollars for nursing home services	\$5.5 mil
MO HealthNet dollars for pharmacy services	\$6.9 mil
MO HealthNet dollars for managed care payments	\$83,841

Family Support

Child support collections (IV-D and non-IV-D)	\$5.5 mil
Average monthly temporary assistance families ⁽³⁾	238
Total temporary assistance payments ⁽⁴⁾	\$0.7 mil
Average monthly food stamp benefit recipients	7,338
Total food stamp benefits received	\$9.6 mil

Child Protection and Permanency

Children involved in hotline reports	774
Children with substantiated abuse or neglect	75
Children with family assessments	336
Average monthly children in foster care	164
Children adopted	7
Total Children's Services expenditures ⁽⁵⁾	\$1.8 mil
Average monthly children receiving subsidized child care	153
Child care expenditures	\$0.3 mil

Youth Services

Youths Committed ⁽⁶⁾	12
Average monthly youths in DYS custody	15

(1) Does not include Women's Health Services.

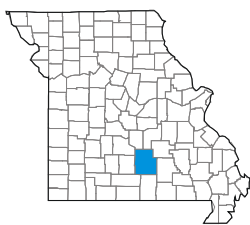
(2) Does not include Buy-In for Medicare premiums.

(3) Includes Transitional Employment Benefit (TEB) cases.

(4) Does not include TEB cases.

(5) Payments to Performance Based Contractors are only included at the statewide level.

(6) Does not include seven (7) dual jurisdiction cases statewide.



QUICK FACTS ABOUT DSS IN Texas

MO HealthNet

Number of people enrolled for MO HealthNet services ⁽¹⁾	4,683
MO HealthNet dollars spent in state fiscal year 2009 ⁽²⁾	\$25.8 mil
Estimated portion of \$25.8 mil that was federal dollars	\$16.2 mil
MO HealthNet dollars for inpatient hospital services	\$3.0 mil
MO HealthNet dollars for physician services	\$3.9 mil
MO HealthNet dollars for nursing home services	\$4.4 mil
MO HealthNet dollars for pharmacy services	\$4.7 mil
MO HealthNet dollars for managed care payments	\$54,672

Family Support

Child support collections (IV-D and non-IV-D)	\$2.6 mil
Average monthly temporary assistance families ⁽³⁾	177
Total temporary assistance payments ⁽⁴⁾	\$0.5 mil
Average monthly food stamp benefit recipients	4,084
Total food stamp benefits received	\$5.0 mil

Child Protection and Permanency

Children involved in hotline reports	413
Children with substantiated abuse or neglect	63
Children with family assessments	174
Average monthly children in foster care	54
Children adopted	10
Total Children's Services expenditures ⁽⁵⁾	\$0.8 mil
Average monthly children receiving subsidized child care	64
Child care expenditures	\$0.1 mil

Youth Services

Youths Committed ⁽⁶⁾	0
Average monthly youths in DYS custody	5

(1) Does not include Women's Health Services.

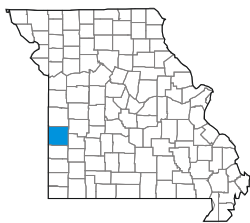
(2) Does not include Buy-In for Medicare premiums.

(3) Includes Transitional Employment Benefit (TEB) cases.

(4) Does not include TEB cases.

(5) Payments to Performance Based Contractors are only included at the statewide level.

(6) Does not include seven (7) dual jurisdiction cases statewide.



QUICK FACTS ABOUT DSS IN Vernon

MO HealthNet

Number of people enrolled for MO HealthNet services ⁽¹⁾	3,834
MO HealthNet dollars spent in state fiscal year 2009 ⁽²⁾	\$43.4 mil
Estimated portion of \$43.4 mil that was federal dollars	\$27.2 mil
MO HealthNet dollars for inpatient hospital services	\$2.5 mil
MO HealthNet dollars for physician services	\$1.6 mil
MO HealthNet dollars for nursing home services	\$6.0 mil
MO HealthNet dollars for pharmacy services	\$4.4 mil
MO HealthNet dollars for managed care payments	\$6.6 mil

Family Support

Child support collections (IV-D and non-IV-D)	\$3.6 mil
Average monthly temporary assistance families ⁽³⁾	149
Total temporary assistance payments ⁽⁴⁾	\$0.4 mil
Average monthly food stamp benefit recipients	3,163
Total food stamp benefits received	\$3.8 mil

Child Protection and Permanency

Children involved in hotline reports	305
Children with substantiated abuse or neglect	15
Children with family assessments	174
Average monthly children in foster care	27
Children adopted	1
Total Children's Services expenditures ⁽⁵⁾	\$0.6 mil
Average monthly children receiving subsidized child care	79
Child care expenditures	\$0.2 mil

Youth Services

Youths Committed ⁽⁶⁾	6
Average monthly youths in DYS custody	7

SFY-2009

(1) Does not include Women's Health Services.

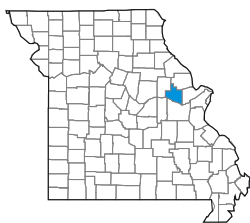
(2) Does not include Buy-In for Medicare premiums.

(3) Includes Transitional Employment Benefit (TEB) cases.

(4) Does not include TEB cases.

(5) Payments to Performance Based Contractors are only included at the statewide level.

(6) Does not include seven (7) dual jurisdiction cases statewide.



QUICK FACTS ABOUT DSS IN Warren

MO HealthNet

Number of people enrolled for MO HealthNet services ⁽¹⁾	3,879
MO HealthNet dollars spent in state fiscal year 2009 ⁽²⁾	\$24.9 mil
Estimated portion of \$24.9 mil that was federal dollars	\$15.6 mil
MO HealthNet dollars for inpatient hospital services	\$1.9 mil
MO HealthNet dollars for physician services	\$1.2 mil
MO HealthNet dollars for nursing home services	\$1.6 mil
MO HealthNet dollars for pharmacy services	\$2.8 mil
MO HealthNet dollars for managed care payments	\$8.3 mil

Family Support

Child support collections (IV-D and non-IV-D)	\$3.0 mil
Average monthly temporary assistance families ⁽³⁾	207
Total temporary assistance payments ⁽⁴⁾	\$0.6 mil
Average monthly food stamp benefit recipients	3,816
Total food stamp benefits received	\$5.2 mil

Child Protection and Permanency

Children involved in hotline reports	446
Children with substantiated abuse or neglect	63
Children with family assessments	212
Average monthly children in foster care	52
Children adopted	0
Total Children's Services expenditures ⁽⁵⁾	\$0.6 mil
Average monthly children receiving subsidized child care	106
Child care expenditures	\$0.3 mil

Youth Services

Youths Committed ⁽⁶⁾	5
Average monthly youths in DYS custody	4

(1) Does not include Women's Health Services.

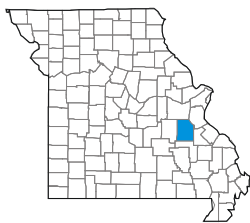
(2) Does not include Buy-In for Medicare premiums.

(3) Includes Transitional Employment Benefit (TEB) cases.

(4) Does not include TEB cases.

(5) Payments to Performance Based Contractors are only included at the statewide level.

(6) Does not include seven (7) dual jurisdiction cases statewide.



QUICK FACTS ABOUT DSS IN Washington

MO HealthNet

Number of people enrolled for MO HealthNet services ⁽¹⁾	6,349
MO HealthNet dollars spent in state fiscal year 2009 ⁽²⁾	\$45.4 mil
Estimated portion of \$45.4 mil that was federal dollars	\$28.4 mil
MO HealthNet dollars for inpatient hospital services	\$3.5 mil
MO HealthNet dollars for physician services	\$3.2 mil
MO HealthNet dollars for nursing home services	\$4.5 mil
MO HealthNet dollars for pharmacy services	\$6.0 mil
MO HealthNet dollars for managed care payments	\$11.3 mil

Family Support

Child support collections (IV-D and non-IV-D)	\$3.4 mil
Average monthly temporary assistance families ⁽³⁾	277
Total temporary assistance payments ⁽⁴⁾	\$0.8 mil
Average monthly food stamp benefit recipients	6,338
Total food stamp benefits received	\$8.1 mil

Child Protection and Permanency

Children involved in hotline reports	331
Children with substantiated abuse or neglect	46
Children with family assessments	208
Average monthly children in foster care	87
Children adopted	0
Total Children's Services expenditures ⁽⁵⁾	\$1.0 mil
Average monthly children receiving subsidized child care	141
Child care expenditures	\$0.4 mil

Youth Services

Youths Committed ⁽⁶⁾	12
Average monthly youths in DYS custody	14

(1) Does not include Women's Health Services.

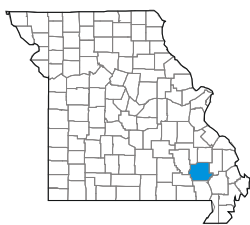
(2) Does not include Buy-In for Medicare premiums.

(3) Includes Transitional Employment Benefit (TEB) cases.

(4) Does not include TEB cases.

(5) Payments to Performance Based Contractors are only included at the statewide level.

(6) Does not include seven (7) dual jurisdiction cases statewide.



QUICK FACTS ABOUT DSS IN Wayne

MO HealthNet

Number of people enrolled for MO HealthNet services ⁽¹⁾	3,341
MO HealthNet dollars spent in state fiscal year 2009 ⁽²⁾	\$25.3 mil
Estimated portion of \$25.3 mil that was federal dollars	\$15.8 mil
MO HealthNet dollars for inpatient hospital services	\$2.5 mil
MO HealthNet dollars for physician services	\$3.4 mil
MO HealthNet dollars for nursing home services	\$2.9 mil
MO HealthNet dollars for pharmacy services	\$4.8 mil
MO HealthNet dollars for managed care payments	\$36,024

Family Support

Child support collections (IV-D and non-IV-D)	\$1.7 mil
Average monthly temporary assistance families ⁽³⁾	110
Total temporary assistance payments ⁽⁴⁾	\$0.3 mil
Average monthly food stamp benefit recipients	2,864
Total food stamp benefits received	\$3.4 mil

Child Protection and Permanency

Children involved in hotline reports	331
Children with substantiated abuse or neglect	8
Children with family assessments	113
Average monthly children in foster care	58
Children adopted	0
Total Children's Services expenditures ⁽⁵⁾	\$0.9 mil
Average monthly children receiving subsidized child care	63
Child care expenditures	\$0.1 mil

Youth Services

Youths Committed ⁽⁶⁾	1
Average monthly youths in DYS custody	3

(1) Does not include Women's Health Services.

(2) Does not include Buy-In for Medicare premiums.

(3) Includes Transitional Employment Benefit (TEB) cases.

(4) Does not include TEB cases.

(5) Payments to Performance Based Contractors are only included at the statewide level.

(6) Does not include seven (7) dual jurisdiction cases statewide.



QUICK FACTS ABOUT DSS IN Webster

MO HealthNet

Number of people enrolled for MO HealthNet services ⁽¹⁾	5,138
MO HealthNet dollars spent in state fiscal year 2009 ⁽²⁾	\$27.3 mil
Estimated portion of \$27.3 mil that was federal dollars	\$17.1 mil
MO HealthNet dollars for inpatient hospital services	\$3.0 mil
MO HealthNet dollars for physician services	\$3.7 mil
MO HealthNet dollars for nursing home services	\$5.3 mil
MO HealthNet dollars for pharmacy services	\$5.2 mil
MO HealthNet dollars for managed care payments	\$57,341

Family Support

Child support collections (IV-D and non-IV-D)	\$4.2 mil
Average monthly temporary assistance families ⁽³⁾	194
Total temporary assistance payments ⁽⁴⁾	\$0.6 mil
Average monthly food stamp benefit recipients	4,181
Total food stamp benefits received	\$5.0 mil

Child Protection and Permanency

Children involved in hotline reports	603
Children with substantiated abuse or neglect	51
Children with family assessments	310
Average monthly children in foster care	58
Children adopted	18
Total Children's Services expenditures ⁽⁵⁾	\$1.9 mil
Average monthly children receiving subsidized child care	105
Child care expenditures	\$0.2 mil

Youth Services

Youths Committed ⁽⁶⁾	4
Average monthly youths in DYS custody	10

(1) Does not include Women's Health Services.

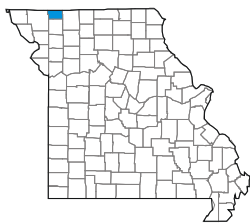
(2) Does not include Buy-In for Medicare premiums.

(3) Includes Transitional Employment Benefit (TEB) cases.

(4) Does not include TEB cases.

(5) Payments to Performance Based Contractors are only included at the statewide level.

(6) Does not include seven (7) dual jurisdiction cases statewide.



QUICK FACTS ABOUT DSS IN Worth

MO HealthNet

Number of people enrolled for MO HealthNet services ⁽¹⁾	286
MO HealthNet dollars spent in state fiscal year 2009 ⁽²⁾	\$2.1 mil
Estimated portion of \$2.1 mil that was federal dollars	\$1.3 mil
MO HealthNet dollars for inpatient hospital services	\$0.1 mil
MO HealthNet dollars for physician services	\$0.2 mil
MO HealthNet dollars for nursing home services	\$0.8 mil
MO HealthNet dollars for pharmacy services	\$0.4 mil
MO HealthNet dollars for managed care payments	\$4,702

Family Support

Child support collections (IV-D and non-IV-D)	\$0.4 mil
Average monthly temporary assistance families ⁽³⁾	4
Total temporary assistance payments ⁽⁴⁾	\$11,640
Average monthly food stamp benefit recipients	218
Total food stamp benefits received	\$0.2 mil

Child Protection and Permanency

Children involved in hotline reports	28
Children with substantiated abuse or neglect	0
Children with family assessments	16
Average monthly children in foster care	0
Children adopted	0
Total Children's Services expenditures ⁽⁵⁾	\$5,870
Average monthly children receiving subsidized child care	4
Child care expenditures	\$6,699

Youth Services

Youths Committed ⁽⁶⁾	1
Average monthly youths in DYS custody	2

(1) Does not include Women's Health Services.

(2) Does not include Buy-In for Medicare premiums.

(3) Includes Transitional Employment Benefit (TEB) cases.

(4) Does not include TEB cases.

(5) Payments to Performance Based Contractors are only included at the statewide level.

(6) Does not include seven (7) dual jurisdiction cases statewide.



QUICK FACTS ABOUT DSS IN Wright

MO HealthNet

Number of people enrolled for MO HealthNet services ⁽¹⁾	4,663
MO HealthNet dollars spent in state fiscal year 2009 ⁽²⁾	\$22.7 mil
Estimated portion of \$22.7 mil that was federal dollars	\$14.2 mil
MO HealthNet dollars for inpatient hospital services	\$2.3 mil
MO HealthNet dollars for physician services	\$4.0 mil
MO HealthNet dollars for nursing home services	\$2.9 mil
MO HealthNet dollars for pharmacy services	\$4.9 mil
MO HealthNet dollars for managed care payments	\$48,039

Family Support

Child support collections (IV-D and non-IV-D)	\$2.3 mil
Average monthly temporary assistance families ⁽³⁾	219
Total temporary assistance payments ⁽⁴⁾	\$0.6 mil
Average monthly food stamp benefit recipients	4,338
Total food stamp benefits received	\$5.3 mil

Child Protection and Permanency

Children involved in hotline reports	429
Children with substantiated abuse or neglect	28
Children with family assessments	184
Average monthly children in foster care	34
Children adopted	2
Total Children's Services expenditures ⁽⁵⁾	\$0.7 mil
Average monthly children receiving subsidized child care	39
Child care expenditures	\$78,300

Youth Services

Youths Committed ⁽⁶⁾	5
Average monthly youths in DYS custody	6

(1) Does not include Women's Health Services.

(2) Does not include Buy-In for Medicare premiums.

(3) Includes Transitional Employment Benefit (TEB) cases.

(4) Does not include TEB cases.

(5) Payments to Performance Based Contractors are only included at the statewide level.

(6) Does not include seven (7) dual jurisdiction cases statewide.