



Quick Facts about DSS in Missouri

SFY-2012

MO HealthNet¹

Number of people enrolled for MO HealthNet services	893,976
MO HealthNet dollars spent in state fiscal year 2012 ²	\$7,004.8 mil
Estimated federal portion of MO HealthNet dollars spent	\$4,370.8 mil
MO HealthNet dollars for inpatient hospital services	\$645.4 mil
MO HealthNet dollars for physician services	\$535.9 mil
MO HealthNet dollars for nursing home services	\$930.6 mil
MO HealthNet dollars for pharmacy services	\$1,098.0 mil
MO HealthNet dollars for managed care payments	\$1,028.8 mil

Family Support

Child support collections (IV-D and non-IV-D)	\$862.2 mil
Average monthly temporary assistance families ³	42,969
Total temporary assistance payments ³	\$118.1 mil
Average monthly food stamp benefit recipients	950,345
Total food stamp benefits received	\$1,460.7 mil

Child Protection and Permanency

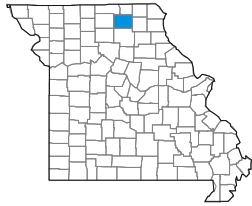
Children involved in hotline reports	93,242
Children with substantiated abuse or neglect ⁴	6,639
Children with family assessments ⁴	44,576
Average monthly children in foster care	11,059
Children adopted	1,143
Total Children's Services expenditures ⁵	\$194.6 mil
Average monthly children receiving subsidized child care	48,486
Child care expenditures	\$171.7 mil

Youth Services

Youths Committed ⁶	920
Average monthly youths in DYS custody	1,543

Notes

1. Does not include Women's Health Services
2. Medicare Buy-In premiums are reported at the statewide level, but not at the county level
3. Includes Transitional Employment Benefit (TEB) cases
4. Children based on completed investigations/assessments
5. Excludes all Child Care payments; Performance Based Contractor payments included only at the statewide level
6. Does not include seven (7) dual jurisdiction cases statewide



Quick Facts about DSS in Adair

MO HealthNet¹

Number of people enrolled for MO HealthNet services	3,567
MO HealthNet dollars spent in state fiscal year 2012 ²	\$40.9 mil
Estimated federal portion of MO HealthNet dollars spent	\$26.2 mil
MO HealthNet dollars for inpatient hospital services	\$4.3 mil
MO HealthNet dollars for physician services	\$4.5 mil
MO HealthNet dollars for nursing home services	\$3.8 mil
MO HealthNet dollars for pharmacy services	\$6.1 mil
MO HealthNet dollars for managed care payments	\$27,673

Family Support

Child support collections (IV-D and non-IV-D)	\$3.5 mil
Average monthly temporary assistance families ³	108
Total temporary assistance payments ³	\$0.3 mil
Average monthly food stamp benefit recipients	3,369
Total food stamp benefits received	\$4.8 mil

Child Protection and Permanency

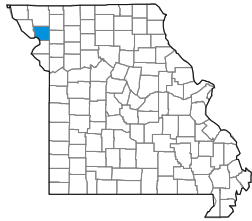
Children involved in hotline reports	426
Children with substantiated abuse or neglect ⁴	25
Children with family assessments ⁴	205
Average monthly children in foster care	53
Children adopted	1
Total Children's Services expenditures ⁵	\$0.8 mil
Average monthly children receiving subsidized child care	60
Child care expenditures	\$0.1 mil

Youth Services

Youths Committed ⁶	2
Average monthly youths in DYS custody	4

Notes

1. Does not include Women's Health Services
2. Medicare Buy-In premiums are reported at the statewide level, but not at the county level
3. Includes Transitional Employment Benefit (TEB) cases
4. Children based on completed investigations/assessments
5. Excludes all Child Care payments; Performance Based Contractor payments included only at the statewide level
6. Does not include seven (7) dual jurisdiction cases statewide



Quick Facts about DSS in Andrew

MO HealthNet¹

Number of people enrolled for MO HealthNet services	1,591
MO HealthNet dollars spent in state fiscal year 2012 ²	\$13.1 mil
Estimated federal portion of MO HealthNet dollars spent	\$8.4 mil
MO HealthNet dollars for inpatient hospital services	\$2.0 mil
MO HealthNet dollars for physician services	\$1.4 mil
MO HealthNet dollars for nursing home services	\$2.8 mil
MO HealthNet dollars for pharmacy services	\$2.0 mil
MO HealthNet dollars for managed care payments	\$2,094

Family Support

Child support collections (IV-D and non-IV-D)	\$6.1 mil
Average monthly temporary assistance families ³	63
Total temporary assistance payments ³	\$0.2 mil
Average monthly food stamp benefit recipients	1,459
Total food stamp benefits received	\$2.1 mil

Child Protection and Permanency

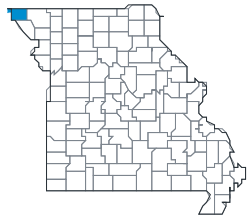
Children involved in hotline reports	223
Children with substantiated abuse or neglect ⁴	19
Children with family assessments ⁴	89
Average monthly children in foster care	5
Children adopted	0
Total Children's Services expenditures ⁵	\$28,561
Average monthly children receiving subsidized child care	26
Child care expenditures	\$52,504

Youth Services

Youths Committed ⁶	0
Average monthly youths in DYS custody	1

Notes

1. Does not include Women's Health Services
2. Medicare Buy-In premiums are reported at the statewide level, but not at the county level
3. Includes Transitional Employment Benefit (TEB) cases
4. Children based on completed investigations/assessments
5. Excludes all Child Care payments; Performance Based Contractor payments included only at the statewide level
6. Does not include seven (7) dual jurisdiction cases statewide



Quick Facts about DSS in Atchison

MO HealthNet¹

Number of people enrolled for MO HealthNet services	620
MO HealthNet dollars spent in state fiscal year 2012 ²	\$4.6 mil
Estimated federal portion of MO HealthNet dollars spent	\$2.9 mil
MO HealthNet dollars for inpatient hospital services	\$0.5 mil
MO HealthNet dollars for physician services	\$0.4 mil
MO HealthNet dollars for nursing home services	\$1.2 mil
MO HealthNet dollars for pharmacy services	\$0.5 mil
MO HealthNet dollars for managed care payments	\$1,443

Family Support

Child support collections (IV-D and non-IV-D)	\$1.5 mil
Average monthly temporary assistance families ³	14
Total temporary assistance payments ³	\$35,568
Average monthly food stamp benefit recipients	522
Total food stamp benefits received	\$0.7 mil

Child Protection and Permanency

Children involved in hotline reports	58
Children with substantiated abuse or neglect ⁴	10
Children with family assessments ⁴	27
Average monthly children in foster care	15
Children adopted	0
Total Children's Services expenditures ⁵	\$0.1 mil
Average monthly children receiving subsidized child care	6
Child care expenditures	\$7,995

Youth Services

Youths Committed ⁶	1
Average monthly youths in DYS custody	1

Notes

1. Does not include Women's Health Services
2. Medicare Buy-In premiums are reported at the statewide level, but not at the county level
3. Includes Transitional Employment Benefit (TEB) cases
4. Children based on completed investigations/assessments
5. Excludes all Child Care payments; Performance Based Contractor payments included only at the statewide level
6. Does not include seven (7) dual jurisdiction cases statewide



Quick Facts about DSS in Audrain

MO HealthNet¹

Number of people enrolled for MO HealthNet services	3,804
MO HealthNet dollars spent in state fiscal year 2012 ²	\$27.8 mil
Estimated federal portion of MO HealthNet dollars spent	\$17.8 mil
MO HealthNet dollars for inpatient hospital services	\$1.3 mil
MO HealthNet dollars for physician services	\$2.1 mil
MO HealthNet dollars for nursing home services	\$2.8 mil
MO HealthNet dollars for pharmacy services	\$4.8 mil
MO HealthNet dollars for managed care payments	\$6.3 mil

Family Support

Child support collections (IV-D and non-IV-D)	\$4.7 mil
Average monthly temporary assistance families ³	160
Total temporary assistance payments ³	\$0.4 mil
Average monthly food stamp benefit recipients	3,743
Total food stamp benefits received	\$5.6 mil

Child Protection and Permanency

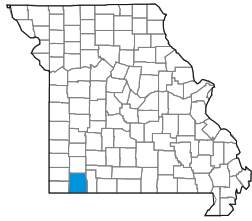
Children involved in hotline reports	426
Children with substantiated abuse or neglect ⁴	12
Children with family assessments ⁴	244
Average monthly children in foster care	36
Children adopted	1
Total Children's Services expenditures ⁵	\$0.8 mil
Average monthly children receiving subsidized child care	85
Child care expenditures	\$0.2 mil

Youth Services

Youths Committed ⁶	6
Average monthly youths in DYS custody	9

Notes

1. Does not include Women's Health Services
2. Medicare Buy-In premiums are reported at the statewide level, but not at the county level
3. Includes Transitional Employment Benefit (TEB) cases
4. Children based on completed investigations/assessments
5. Excludes all Child Care payments; Performance Based Contractor payments included only at the statewide level
6. Does not include seven (7) dual jurisdiction cases statewide



Quick Facts about DSS in Barry

MO HealthNet¹

Number of people enrolled for MO HealthNet services	6,760
MO HealthNet dollars spent in state fiscal year 2012 ²	\$42.6 mil
Estimated federal portion of MO HealthNet dollars spent	\$27.3 mil
MO HealthNet dollars for inpatient hospital services	\$5.6 mil
MO HealthNet dollars for physician services	\$4.9 mil
MO HealthNet dollars for nursing home services	\$5.4 mil
MO HealthNet dollars for pharmacy services	\$8.2 mil
MO HealthNet dollars for managed care payments	\$4,794

Family Support

Child support collections (IV-D and non-IV-D)	\$5.1 mil
Average monthly temporary assistance families ³	268
Total temporary assistance payments ³	\$0.8 mil
Average monthly food stamp benefit recipients	6,961
Total food stamp benefits received	\$10.2 mil

Child Protection and Permanency

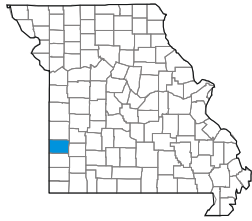
Children involved in hotline reports	623
Children with substantiated abuse or neglect ⁴	28
Children with family assessments ⁴	289
Average monthly children in foster care	102
Children adopted	10
Total Children's Services expenditures ⁵	\$2.0 mil
Average monthly children receiving subsidized child care	70
Child care expenditures	\$0.2 mil

Youth Services

Youths Committed ⁶	1
Average monthly youths in DYS custody	12

Notes

1. Does not include Women's Health Services
2. Medicare Buy-In premiums are reported at the statewide level, but not at the county level
3. Includes Transitional Employment Benefit (TEB) cases
4. Children based on completed investigations/assessments
5. Excludes all Child Care payments; Performance Based Contractor payments included only at the statewide level
6. Does not include seven (7) dual jurisdiction cases statewide



Quick Facts about DSS in Barton

MO HealthNet¹

Number of people enrolled for MO HealthNet services	2,431
MO HealthNet dollars spent in state fiscal year 2012 ²	\$15.5 mil
Estimated federal portion of MO HealthNet dollars spent	\$9.9 mil
MO HealthNet dollars for inpatient hospital services	\$1.9 mil
MO HealthNet dollars for physician services	\$1.9 mil
MO HealthNet dollars for nursing home services	\$3.1 mil
MO HealthNet dollars for pharmacy services	\$2.7 mil
MO HealthNet dollars for managed care payments	\$10,151

Family Support

Child support collections (IV-D and non-IV-D)	\$2.3 mil
Average monthly temporary assistance families ³	98
Total temporary assistance payments ³	\$0.3 mil
Average monthly food stamp benefit recipients	2,577
Total food stamp benefits received	\$3.7 mil

Child Protection and Permanency

Children involved in hotline reports	221
Children with substantiated abuse or neglect ⁴	23
Children with family assessments ⁴	132
Average monthly children in foster care	26
Children adopted	4
Total Children's Services expenditures ⁵	\$0.6 mil
Average monthly children receiving subsidized child care	69
Child care expenditures	\$0.1 mil

Youth Services

Youths Committed ⁶	5
Average monthly youths in DYS custody	5

Notes

1. Does not include Women's Health Services
2. Medicare Buy-In premiums are reported at the statewide level, but not at the county level
3. Includes Transitional Employment Benefit (TEB) cases
4. Children based on completed investigations/assessments
5. Excludes all Child Care payments; Performance Based Contractor payments included only at the statewide level
6. Does not include seven (7) dual jurisdiction cases statewide



Quick Facts about DSS in Bates

MO HealthNet¹

Number of people enrolled for MO HealthNet services	2,730
MO HealthNet dollars spent in state fiscal year 2012 ²	\$24.4 mil
Estimated federal portion of MO HealthNet dollars spent	\$15.6 mil
MO HealthNet dollars for inpatient hospital services	\$1.2 mil
MO HealthNet dollars for physician services	\$1.4 mil
MO HealthNet dollars for nursing home services	\$3.9 mil
MO HealthNet dollars for pharmacy services	\$6.3 mil
MO HealthNet dollars for managed care payments	\$4.5 mil

Family Support

Child support collections (IV-D and non-IV-D)	\$3.2 mil
Average monthly temporary assistance families ³	109
Total temporary assistance payments ³	\$0.3 mil
Average monthly food stamp benefit recipients	2,650
Total food stamp benefits received	\$3.7 mil

Child Protection and Permanency

Children involved in hotline reports	289
Children with substantiated abuse or neglect ⁴	16
Children with family assessments ⁴	137
Average monthly children in foster care	43
Children adopted	0
Total Children's Services expenditures ⁵	\$0.5 mil
Average monthly children receiving subsidized child care	36
Child care expenditures	\$85,952

Youth Services

Youths Committed ⁶	3
Average monthly youths in DYS custody	4

Notes

1. Does not include Women's Health Services
2. Medicare Buy-In premiums are reported at the statewide level, but not at the county level
3. Includes Transitional Employment Benefit (TEB) cases
4. Children based on completed investigations/assessments
5. Excludes all Child Care payments; Performance Based Contractor payments included only at the statewide level
6. Does not include seven (7) dual jurisdiction cases statewide



Quick Facts about DSS in Benton

MO HealthNet¹

Number of people enrolled for MO HealthNet services	3,510
MO HealthNet dollars spent in state fiscal year 2012 ²	\$26.5 mil
Estimated federal portion of MO HealthNet dollars spent	\$17.0 mil
MO HealthNet dollars for inpatient hospital services	\$1.8 mil
MO HealthNet dollars for physician services	\$2.1 mil
MO HealthNet dollars for nursing home services	\$4.0 mil
MO HealthNet dollars for pharmacy services	\$4.7 mil
MO HealthNet dollars for managed care payments	\$5.2 mil

Family Support

Child support collections (IV-D and non-IV-D)	\$2.0 mil
Average monthly temporary assistance families ³	175
Total temporary assistance payments ³	\$0.5 mil
Average monthly food stamp benefit recipients	3,580
Total food stamp benefits received	\$5.2 mil

Child Protection and Permanency

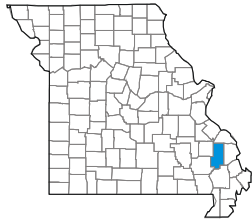
Children involved in hotline reports	344
Children with substantiated abuse or neglect ⁴	34
Children with family assessments ⁴	187
Average monthly children in foster care	5
Children adopted	2
Total Children's Services expenditures ⁵	\$81,961
Average monthly children receiving subsidized child care	63
Child care expenditures	\$0.1 mil

Youth Services

Youths Committed ⁶	2
Average monthly youths in DYS custody	6

Notes

1. Does not include Women's Health Services
2. Medicare Buy-In premiums are reported at the statewide level, but not at the county level
3. Includes Transitional Employment Benefit (TEB) cases
4. Children based on completed investigations/assessments
5. Excludes all Child Care payments; Performance Based Contractor payments included only at the statewide level
6. Does not include seven (7) dual jurisdiction cases statewide



Quick Facts about DSS in Bollinger

MO HealthNet¹

Number of people enrolled for MO HealthNet services	2,779
MO HealthNet dollars spent in state fiscal year 2012 ²	\$20.2 mil
Estimated federal portion of MO HealthNet dollars spent	\$12.9 mil
MO HealthNet dollars for inpatient hospital services	\$2.2 mil
MO HealthNet dollars for physician services	\$2.6 mil
MO HealthNet dollars for nursing home services	\$1.5 mil
MO HealthNet dollars for pharmacy services	\$4.3 mil
MO HealthNet dollars for managed care payments	\$7,929

Family Support

Child support collections (IV-D and non-IV-D)	\$1.7 mil
Average monthly temporary assistance families ³	109
Total temporary assistance payments ³	\$0.3 mil
Average monthly food stamp benefit recipients	2,587
Total food stamp benefits received	\$3.7 mil

Child Protection and Permanency

Children involved in hotline reports	247
Children with substantiated abuse or neglect ⁴	23
Children with family assessments ⁴	161
Average monthly children in foster care	7
Children adopted	0
Total Children's Services expenditures ⁵	\$0.1 mil
Average monthly children receiving subsidized child care	41
Child care expenditures	\$81,637

Youth Services

Youths Committed ⁶	3
Average monthly youths in DYS custody	4

Notes

1. Does not include Women's Health Services
2. Medicare Buy-In premiums are reported at the statewide level, but not at the county level
3. Includes Transitional Employment Benefit (TEB) cases
4. Children based on completed investigations/assessments
5. Excludes all Child Care payments; Performance Based Contractor payments included only at the statewide level
6. Does not include seven (7) dual jurisdiction cases statewide



Quick Facts about DSS in Boone

MO HealthNet¹

Number of people enrolled for MO HealthNet services	18,133
MO HealthNet dollars spent in state fiscal year 2012 ²	\$163.5 mil
Estimated federal portion of MO HealthNet dollars spent	\$104.7 mil
MO HealthNet dollars for inpatient hospital services	\$11.5 mil
MO HealthNet dollars for physician services	\$12.5 mil
MO HealthNet dollars for nursing home services	\$10.5 mil
MO HealthNet dollars for pharmacy services	\$22.1 mil
MO HealthNet dollars for managed care payments	\$31.3 mil

Family Support

Child support collections (IV-D and non-IV-D)	\$18.9 mil
Average monthly temporary assistance families ³	957
Total temporary assistance payments ³	\$2.6 mil
Average monthly food stamp benefit recipients	19,525
Total food stamp benefits received	\$31.3 mil

Child Protection and Permanency

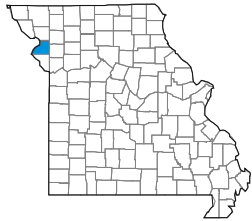
Children involved in hotline reports	2,023
Children with substantiated abuse or neglect ⁴	130
Children with family assessments ⁴	963
Average monthly children in foster care	189
Children adopted	15
Total Children's Services expenditures ⁵	\$3.0 mil
Average monthly children receiving subsidized child care	1,220
Child care expenditures	\$4.9 mil

Youth Services

Youths Committed ⁶	20
Average monthly youths in DYS custody	35

Notes

1. Does not include Women's Health Services
2. Medicare Buy-In premiums are reported at the statewide level, but not at the county level
3. Includes Transitional Employment Benefit (TEB) cases
4. Children based on completed investigations/assessments
5. Excludes all Child Care payments; Performance Based Contractor payments included only at the statewide level
6. Does not include seven (7) dual jurisdiction cases statewide



Quick Facts about DSS in Buchanan

MO HealthNet¹

Number of people enrolled for MO HealthNet services	16,089
MO HealthNet dollars spent in state fiscal year 2012 ²	\$131.9 mil
Estimated federal portion of MO HealthNet dollars spent	\$84.5 mil
MO HealthNet dollars for inpatient hospital services	\$18.4 mil
MO HealthNet dollars for physician services	\$13.1 mil
MO HealthNet dollars for nursing home services	\$10.3 mil
MO HealthNet dollars for pharmacy services	\$21.3 mil
MO HealthNet dollars for managed care payments	\$37,991

Family Support

Child support collections (IV-D and non-IV-D)	\$18.5 mil
Average monthly temporary assistance families ³	866
Total temporary assistance payments ³	\$2.3 mil
Average monthly food stamp benefit recipients	17,347
Total food stamp benefits received	\$26.8 mil

Child Protection and Permanency

Children involved in hotline reports	1,945
Children with substantiated abuse or neglect ⁴	155
Children with family assessments ⁴	837
Average monthly children in foster care	39
Children adopted	1
Total Children's Services expenditures ⁵	\$0.7 mil
Average monthly children receiving subsidized child care	725
Child care expenditures	\$2.7 mil

Youth Services

Youths Committed ⁶	21
Average monthly youths in DYS custody	33

Notes

1. Does not include Women's Health Services
2. Medicare Buy-In premiums are reported at the statewide level, but not at the county level
3. Includes Transitional Employment Benefit (TEB) cases
4. Children based on completed investigations/assessments
5. Excludes all Child Care payments; Performance Based Contractor payments included only at the statewide level
6. Does not include seven (7) dual jurisdiction cases statewide



Quick Facts about DSS in Butler

MO HealthNet¹

Number of people enrolled for MO HealthNet services	11,136
MO HealthNet dollars spent in state fiscal year 2012 ²	\$100.2 mil
Estimated federal portion of MO HealthNet dollars spent	\$64.1 mil
MO HealthNet dollars for inpatient hospital services	\$12.3 mil
MO HealthNet dollars for physician services	\$12.7 mil
MO HealthNet dollars for nursing home services	\$10.5 mil
MO HealthNet dollars for pharmacy services	\$19.8 mil
MO HealthNet dollars for managed care payments	\$12,950

Family Support

Child support collections (IV-D and non-IV-D)	\$6.3 mil
Average monthly temporary assistance families ³	539
Total temporary assistance payments ³	\$1.4 mil
Average monthly food stamp benefit recipients	10,801
Total food stamp benefits received	\$15.4 mil

Child Protection and Permanency

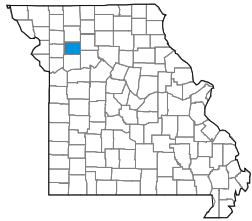
Children involved in hotline reports	1,191
Children with substantiated abuse or neglect ⁴	78
Children with family assessments ⁴	577
Average monthly children in foster care	111
Children adopted	4
Total Children's Services expenditures ⁵	\$1.8 mil
Average monthly children receiving subsidized child care	416
Child care expenditures	\$1.0 mil

Youth Services

Youths Committed ⁶	16
Average monthly youths in DYS custody	27

Notes

1. Does not include Women's Health Services
2. Medicare Buy-In premiums are reported at the statewide level, but not at the county level
3. Includes Transitional Employment Benefit (TEB) cases
4. Children based on completed investigations/assessments
5. Excludes all Child Care payments; Performance Based Contractor payments included only at the statewide level
6. Does not include seven (7) dual jurisdiction cases statewide



Quick Facts about DSS in Caldwell

MO HealthNet¹

Number of people enrolled for MO HealthNet services	1,284
MO HealthNet dollars spent in state fiscal year 2012 ²	\$8.7 mil
Estimated federal portion of MO HealthNet dollars spent	\$5.6 mil
MO HealthNet dollars for inpatient hospital services	\$1.5 mil
MO HealthNet dollars for physician services	\$1.4 mil
MO HealthNet dollars for nursing home services	\$1.5 mil
MO HealthNet dollars for pharmacy services	\$1.2 mil
MO HealthNet dollars for managed care payments	\$6,378

Family Support

Child support collections (IV-D and non-IV-D)	\$1.9 mil
Average monthly temporary assistance families ³	50
Total temporary assistance payments ³	\$0.1 mil
Average monthly food stamp benefit recipients	1,296
Total food stamp benefits received	\$1.8 mil

Child Protection and Permanency

Children involved in hotline reports	426
Children with substantiated abuse or neglect ⁴	4
Children with family assessments ⁴	68
Average monthly children in foster care	16
Children adopted	7
Total Children's Services expenditures ⁵	\$0.5 mil
Average monthly children receiving subsidized child care	4
Child care expenditures	\$6,616

Youth Services

Youths Committed ⁶	5
Average monthly youths in DYS custody	5

Notes

1. Does not include Women's Health Services
2. Medicare Buy-In premiums are reported at the statewide level, but not at the county level
3. Includes Transitional Employment Benefit (TEB) cases
4. Children based on completed investigations/assessments
5. Excludes all Child Care payments; Performance Based Contractor payments included only at the statewide level
6. Does not include seven (7) dual jurisdiction cases statewide



Quick Facts about DSS in Callaway

MO HealthNet¹

Number of people enrolled for MO HealthNet services	5,662
MO HealthNet dollars spent in state fiscal year 2012 ²	\$42.2 mil
Estimated federal portion of MO HealthNet dollars spent	\$27.0 mil
MO HealthNet dollars for inpatient hospital services	\$2.7 mil
MO HealthNet dollars for physician services	\$3.3 mil
MO HealthNet dollars for nursing home services	\$3.3 mil
MO HealthNet dollars for pharmacy services	\$7.3 mil
MO HealthNet dollars for managed care payments	\$9.6 mil

Family Support

Child support collections (IV-D and non-IV-D)	\$5.0 mil
Average monthly temporary assistance families ³	275
Total temporary assistance payments ³	\$0.8 mil
Average monthly food stamp benefit recipients	5,968
Total food stamp benefits received	\$9.2 mil

Child Protection and Permanency

Children involved in hotline reports	426
Children with substantiated abuse or neglect ⁴	75
Children with family assessments ⁴	500
Average monthly children in foster care	72
Children adopted	3
Total Children's Services expenditures ⁵	\$1.2 mil
Average monthly children receiving subsidized child care	131
Child care expenditures	\$0.3 mil

Youth Services

Youths Committed ⁶	3
Average monthly youths in DYS custody	9

Notes

1. Does not include Women's Health Services
2. Medicare Buy-In premiums are reported at the statewide level, but not at the county level
3. Includes Transitional Employment Benefit (TEB) cases
4. Children based on completed investigations/assessments
5. Excludes all Child Care payments; Performance Based Contractor payments included only at the statewide level
6. Does not include seven (7) dual jurisdiction cases statewide



Quick Facts about DSS in Camden

MO HealthNet¹

Number of people enrolled for MO HealthNet services	5,979
MO HealthNet dollars spent in state fiscal year 2012 ²	\$39.1 mil
Estimated federal portion of MO HealthNet dollars spent	\$25.1 mil
MO HealthNet dollars for inpatient hospital services	\$2.3 mil
MO HealthNet dollars for physician services	\$2.6 mil
MO HealthNet dollars for nursing home services	\$4.2 mil
MO HealthNet dollars for pharmacy services	\$8.1 mil
MO HealthNet dollars for managed care payments	\$10.4 mil

Family Support

Child support collections (IV-D and non-IV-D)	\$4.2 mil
Average monthly temporary assistance families ³	195
Total temporary assistance payments ³	\$0.5 mil
Average monthly food stamp benefit recipients	6,386
Total food stamp benefits received	\$9.7 mil

Child Protection and Permanency

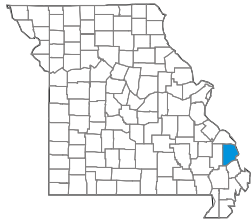
Children involved in hotline reports	765
Children with substantiated abuse or neglect ⁴	49
Children with family assessments ⁴	332
Average monthly children in foster care	73
Children adopted	1
Total Children's Services expenditures ⁵	\$0.3 mil
Average monthly children receiving subsidized child care	71
Child care expenditures	\$0.2 mil

Youth Services

Youths Committed ⁶	3
Average monthly youths in DYS custody	4

Notes

1. Does not include Women's Health Services
2. Medicare Buy-In premiums are reported at the statewide level, but not at the county level
3. Includes Transitional Employment Benefit (TEB) cases
4. Children based on completed investigations/assessments
5. Excludes all Child Care payments; Performance Based Contractor payments included only at the statewide level
6. Does not include seven (7) dual jurisdiction cases statewide



Quick Facts about DSS in Cape Girardeau

MO HealthNet¹

Number of people enrolled for MO HealthNet services	10,552
MO HealthNet dollars spent in state fiscal year 2012 ²	\$79.8 mil
Estimated federal portion of MO HealthNet dollars spent	\$51.1 mil
MO HealthNet dollars for inpatient hospital services	\$9.6 mil
MO HealthNet dollars for physician services	\$8.7 mil
MO HealthNet dollars for nursing home services	\$12.8 mil
MO HealthNet dollars for pharmacy services	\$13.7 mil
MO HealthNet dollars for managed care payments	\$25,358

Family Support

Child support collections (IV-D and non-IV-D)	\$12.2 mil
Average monthly temporary assistance families ³	486
Total temporary assistance payments ³	\$1.3 mil
Average monthly food stamp benefit recipients	10,717
Total food stamp benefits received	\$16.3 mil

Child Protection and Permanency

Children involved in hotline reports	1,003
Children with substantiated abuse or neglect ⁴	56
Children with family assessments ⁴	633
Average monthly children in foster care	121
Children adopted	9
Total Children's Services expenditures ⁵	\$1.8 mil
Average monthly children receiving subsidized child care	484
Child care expenditures	\$1.0 mil

Youth Services

Youths Committed ⁶	14
Average monthly youths in DYS custody	44

Notes

1. Does not include Women's Health Services
2. Medicare Buy-In premiums are reported at the statewide level, but not at the county level
3. Includes Transitional Employment Benefit (TEB) cases
4. Children based on completed investigations/assessments
5. Excludes all Child Care payments; Performance Based Contractor payments included only at the statewide level
6. Does not include seven (7) dual jurisdiction cases statewide



Quick Facts about DSS in Carroll

MO HealthNet¹

Number of people enrolled for MO HealthNet services	1,494
MO HealthNet dollars spent in state fiscal year 2012 ²	\$11.4 mil
Estimated federal portion of MO HealthNet dollars spent	\$7.3 mil
MO HealthNet dollars for inpatient hospital services	\$1.5 mil
MO HealthNet dollars for physician services	\$1.3 mil
MO HealthNet dollars for nursing home services	\$2.1 mil
MO HealthNet dollars for pharmacy services	\$1.8 mil
MO HealthNet dollars for managed care payments	\$7,785

Family Support

Child support collections (IV-D and non-IV-D)	\$2.1 mil
Average monthly temporary assistance families ³	69
Total temporary assistance payments ³	\$0.2 mil
Average monthly food stamp benefit recipients	1,411
Total food stamp benefits received	\$2.0 mil

Child Protection and Permanency

Children involved in hotline reports	179
Children with substantiated abuse or neglect ⁴	12
Children with family assessments ⁴	79
Average monthly children in foster care	4
Children adopted	0
Total Children's Services expenditures ⁵	\$25,427
Average monthly children receiving subsidized child care	12
Child care expenditures	\$24,547

Youth Services

Youths Committed ⁶	2
Average monthly youths in DYS custody	8

Notes

1. Does not include Women's Health Services
2. Medicare Buy-In premiums are reported at the statewide level, but not at the county level
3. Includes Transitional Employment Benefit (TEB) cases
4. Children based on completed investigations/assessments
5. Excludes all Child Care payments; Performance Based Contractor payments included only at the statewide level
6. Does not include seven (7) dual jurisdiction cases statewide



Quick Facts about DSS in Carter

MO HealthNet¹

Number of people enrolled for MO HealthNet services	1,703
MO HealthNet dollars spent in state fiscal year 2012 ²	\$13.8 mil
Estimated federal portion of MO HealthNet dollars spent	\$8.9 mil
MO HealthNet dollars for inpatient hospital services	\$1.8 mil
MO HealthNet dollars for physician services	\$2.0 mil
MO HealthNet dollars for nursing home services	\$0.8 mil
MO HealthNet dollars for pharmacy services	\$2.8 mil
MO HealthNet dollars for managed care payments	\$2,942

Family Support

Child support collections (IV-D and non-IV-D)	\$1.4 mil
Average monthly temporary assistance families ³	42
Total temporary assistance payments ³	\$0.1 mil
Average monthly food stamp benefit recipients	1,652
Total food stamp benefits received	\$2.2 mil

Child Protection and Permanency

Children involved in hotline reports	426
Children with substantiated abuse or neglect ⁴	3
Children with family assessments ⁴	42
Average monthly children in foster care	6
Children adopted	0
Total Children's Services expenditures ⁵	\$0.1 mil
Average monthly children receiving subsidized child care	14
Child care expenditures	\$25,048

Youth Services

Youths Committed ⁶	0
Average monthly youths in DYS custody	0

Notes

1. Does not include Women's Health Services
2. Medicare Buy-In premiums are reported at the statewide level, but not at the county level
3. Includes Transitional Employment Benefit (TEB) cases
4. Children based on completed investigations/assessments
5. Excludes all Child Care payments; Performance Based Contractor payments included only at the statewide level
6. Does not include seven (7) dual jurisdiction cases statewide



Quick Facts about DSS in Cass

MO HealthNet¹

Number of people enrolled for MO HealthNet services	11,415
MO HealthNet dollars spent in state fiscal year 2012 ²	\$86.1 mil
Estimated federal portion of MO HealthNet dollars spent	\$55.1 mil
MO HealthNet dollars for inpatient hospital services	\$5.1 mil
MO HealthNet dollars for physician services	\$3.4 mil
MO HealthNet dollars for nursing home services	\$16.0 mil
MO HealthNet dollars for pharmacy services	\$14.2 mil
MO HealthNet dollars for managed care payments	\$22.3 mil

Family Support

Child support collections (IV-D and non-IV-D)	\$14.7 mil
Average monthly temporary assistance families ³	532
Total temporary assistance payments ³	\$1.4 mil
Average monthly food stamp benefit recipients	11,721
Total food stamp benefits received	\$18.0 mil

Child Protection and Permanency

Children involved in hotline reports	1,418
Children with substantiated abuse or neglect ⁴	86
Children with family assessments ⁴	840
Average monthly children in foster care	260
Children adopted	15
Total Children's Services expenditures ⁵	\$3.2 mil
Average monthly children receiving subsidized child care	575
Child care expenditures	\$2.0 mil

Youth Services

Youths Committed ⁶	7
Average monthly youths in DYS custody	8

Notes

1. Does not include Women's Health Services
2. Medicare Buy-In premiums are reported at the statewide level, but not at the county level
3. Includes Transitional Employment Benefit (TEB) cases
4. Children based on completed investigations/assessments
5. Excludes all Child Care payments; Performance Based Contractor payments included only at the statewide level
6. Does not include seven (7) dual jurisdiction cases statewide



Quick Facts about DSS in Cedar

MO HealthNet¹

Number of people enrolled for MO HealthNet services	3,046
MO HealthNet dollars spent in state fiscal year 2012 ²	\$23.0 mil
Estimated federal portion of MO HealthNet dollars spent	\$14.7 mil
MO HealthNet dollars for inpatient hospital services	\$1.3 mil
MO HealthNet dollars for physician services	\$1.5 mil
MO HealthNet dollars for nursing home services	\$2.9 mil
MO HealthNet dollars for pharmacy services	\$4.4 mil
MO HealthNet dollars for managed care payments	\$4.8 mil

Family Support

Child support collections (IV-D and non-IV-D)	\$2.3 mil
Average monthly temporary assistance families ³	133
Total temporary assistance payments ³	\$0.4 mil
Average monthly food stamp benefit recipients	3,077
Total food stamp benefits received	\$4.3 mil

Child Protection and Permanency

Children involved in hotline reports	330
Children with substantiated abuse or neglect ⁴	6
Children with family assessments ⁴	202
Average monthly children in foster care	20
Children adopted	5
Total Children's Services expenditures ⁵	\$0.5 mil
Average monthly children receiving subsidized child care	61
Child care expenditures	\$0.1 mil

Youth Services

Youths Committed ⁶	4
Average monthly youths in DYS custody	6

Notes

1. Does not include Women's Health Services
2. Medicare Buy-In premiums are reported at the statewide level, but not at the county level
3. Includes Transitional Employment Benefit (TEB) cases
4. Children based on completed investigations/assessments
5. Excludes all Child Care payments; Performance Based Contractor payments included only at the statewide level
6. Does not include seven (7) dual jurisdiction cases statewide



Quick Facts about DSS in Chariton

MO HealthNet¹

Number of people enrolled for MO HealthNet services	1,165
MO HealthNet dollars spent in state fiscal year 2012 ²	\$11.9 mil
Estimated federal portion of MO HealthNet dollars spent	\$7.6 mil
MO HealthNet dollars for inpatient hospital services	\$0.8 mil
MO HealthNet dollars for physician services	\$0.8 mil
MO HealthNet dollars for nursing home services	\$5.0 mil
MO HealthNet dollars for pharmacy services	\$1.6 mil
MO HealthNet dollars for managed care payments	\$1.6 mil

Family Support

Child support collections (IV-D and non-IV-D)	\$1.6 mil
Average monthly temporary assistance families ³	33
Total temporary assistance payments ³	\$87,108
Average monthly food stamp benefit recipients	938
Total food stamp benefits received	\$1.3 mil

Child Protection and Permanency

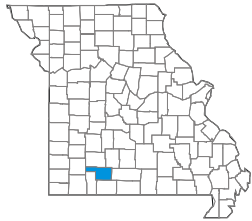
Children involved in hotline reports	426
Children with substantiated abuse or neglect ⁴	14
Children with family assessments ⁴	52
Average monthly children in foster care	15
Children adopted	0
Total Children's Services expenditures ⁵	\$0.2 mil
Average monthly children receiving subsidized child care	9
Child care expenditures	\$15,577

Youth Services

Youths Committed ⁶	3
Average monthly youths in DYS custody	3

Notes

1. Does not include Women's Health Services
2. Medicare Buy-In premiums are reported at the statewide level, but not at the county level
3. Includes Transitional Employment Benefit (TEB) cases
4. Children based on completed investigations/assessments
5. Excludes all Child Care payments; Performance Based Contractor payments included only at the statewide level
6. Does not include seven (7) dual jurisdiction cases statewide



Quick Facts about DSS in Christian

MO HealthNet¹

Number of people enrolled for MO HealthNet services	9,840
MO HealthNet dollars spent in state fiscal year 2012 ²	\$52.0 mil
Estimated federal portion of MO HealthNet dollars spent	\$33.3 mil
MO HealthNet dollars for inpatient hospital services	\$5.6 mil
MO HealthNet dollars for physician services	\$6.3 mil
MO HealthNet dollars for nursing home services	\$4.8 mil
MO HealthNet dollars for pharmacy services	\$12.4 mil
MO HealthNet dollars for managed care payments	\$18,468

Family Support

Child support collections (IV-D and non-IV-D)	\$10.4 mil
Average monthly temporary assistance families ³	327
Total temporary assistance payments ³	\$0.9 mil
Average monthly food stamp benefit recipients	9,772
Total food stamp benefits received	\$14.4 mil

Child Protection and Permanency

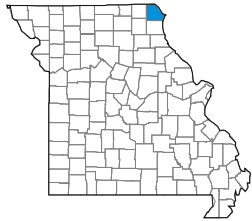
Children involved in hotline reports	1,249
Children with substantiated abuse or neglect ⁴	56
Children with family assessments ⁴	647
Average monthly children in foster care	125
Children adopted	48
Total Children's Services expenditures ⁵	\$2.0 mil
Average monthly children receiving subsidized child care	376
Child care expenditures	\$1.0 mil

Youth Services

Youths Committed ⁶	23
Average monthly youths in DYS custody	40

Notes

1. Does not include Women's Health Services
2. Medicare Buy-In premiums are reported at the statewide level, but not at the county level
3. Includes Transitional Employment Benefit (TEB) cases
4. Children based on completed investigations/assessments
5. Excludes all Child Care payments; Performance Based Contractor payments included only at the statewide level
6. Does not include seven (7) dual jurisdiction cases statewide



Quick Facts about DSS in Clark

MO HealthNet¹

Number of people enrolled for MO HealthNet services	1,087
MO HealthNet dollars spent in state fiscal year 2012 ²	\$6.0 mil
Estimated federal portion of MO HealthNet dollars spent	\$3.8 mil
MO HealthNet dollars for inpatient hospital services	\$0.7 mil
MO HealthNet dollars for physician services	\$0.9 mil
MO HealthNet dollars for nursing home services	\$0.8 mil
MO HealthNet dollars for pharmacy services	\$1.2 mil
MO HealthNet dollars for managed care payments	\$2,158

Family Support

Child support collections (IV-D and non-IV-D)	\$1.5 mil
Average monthly temporary assistance families ³	33
Total temporary assistance payments ³	\$78,948
Average monthly food stamp benefit recipients	926
Total food stamp benefits received	\$1.3 mil

Child Protection and Permanency

Children involved in hotline reports	133
Children with substantiated abuse or neglect ⁴	8
Children with family assessments ⁴	47
Average monthly children in foster care	40
Children adopted	0
Total Children's Services expenditures ⁵	\$0.8 mil
Average monthly children receiving subsidized child care	14
Child care expenditures	\$39,517

Youth Services

Youths Committed ⁶	0
Average monthly youths in DYS custody	0

Notes

1. Does not include Women's Health Services
2. Medicare Buy-In premiums are reported at the statewide level, but not at the county level
3. Includes Transitional Employment Benefit (TEB) cases
4. Children based on completed investigations/assessments
5. Excludes all Child Care payments; Performance Based Contractor payments included only at the statewide level
6. Does not include seven (7) dual jurisdiction cases statewide



Quick Facts about DSS in Clay

MO HealthNet¹

Number of people enrolled for MO HealthNet services	20,762
MO HealthNet dollars spent in state fiscal year 2012 ²	\$144.7 mil
Estimated federal portion of MO HealthNet dollars spent	\$92.7 mil
MO HealthNet dollars for inpatient hospital services	\$11.8 mil
MO HealthNet dollars for physician services	\$6.6 mil
MO HealthNet dollars for nursing home services	\$16.5 mil
MO HealthNet dollars for pharmacy services	\$20.5 mil
MO HealthNet dollars for managed care payments	\$40.8 mil

Family Support

Child support collections (IV-D and non-IV-D)	\$36.9 mil
Average monthly temporary assistance families ³	835
Total temporary assistance payments ³	\$2.3 mil
Average monthly food stamp benefit recipients	22,126
Total food stamp benefits received	\$33.6 mil

Child Protection and Permanency

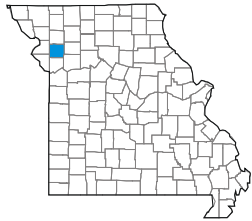
Children involved in hotline reports	2,655
Children with substantiated abuse or neglect ⁴	134
Children with family assessments ⁴	1,148
Average monthly children in foster care	103
Children adopted	43
Total Children's Services expenditures ⁵	\$2.6 mil
Average monthly children receiving subsidized child care	921
Child care expenditures	\$3.4 mil

Youth Services

Youths Committed ⁶	15
Average monthly youths in DYS custody	30

Notes

1. Does not include Women's Health Services
2. Medicare Buy-In premiums are reported at the statewide level, but not at the county level
3. Includes Transitional Employment Benefit (TEB) cases
4. Children based on completed investigations/assessments
5. Excludes all Child Care payments; Performance Based Contractor payments included only at the statewide level
6. Does not include seven (7) dual jurisdiction cases statewide



Quick Facts about DSS in Clinton

MO HealthNet¹

Number of people enrolled for MO HealthNet services	2,207
MO HealthNet dollars spent in state fiscal year 2012 ²	\$15.5 mil
Estimated federal portion of MO HealthNet dollars spent	\$10.0 mil
MO HealthNet dollars for inpatient hospital services	\$2.5 mil
MO HealthNet dollars for physician services	\$1.2 mil
MO HealthNet dollars for nursing home services	\$3.2 mil
MO HealthNet dollars for pharmacy services	\$2.2 mil
MO HealthNet dollars for managed care payments	\$25,838

Family Support

Child support collections (IV-D and non-IV-D)	\$3.9 mil
Average monthly temporary assistance families ³	82
Total temporary assistance payments ³	\$0.2 mil
Average monthly food stamp benefit recipients	2,191
Total food stamp benefits received	\$3.2 mil

Child Protection and Permanency

Children involved in hotline reports	382
Children with substantiated abuse or neglect ⁴	29
Children with family assessments ⁴	159
Average monthly children in foster care	37
Children adopted	0
Total Children's Services expenditures ⁵	\$0.5 mil
Average monthly children receiving subsidized child care	32
Child care expenditures	\$79,698

Youth Services

Youths Committed ⁶	16
Average monthly youths in DYS custody	16

Notes

1. Does not include Women's Health Services
2. Medicare Buy-In premiums are reported at the statewide level, but not at the county level
3. Includes Transitional Employment Benefit (TEB) cases
4. Children based on completed investigations/assessments
5. Excludes all Child Care payments; Performance Based Contractor payments included only at the statewide level
6. Does not include seven (7) dual jurisdiction cases statewide



Quick Facts about DSS in Cole

MO HealthNet¹

Number of people enrolled for MO HealthNet services	10,465
MO HealthNet dollars spent in state fiscal year 2012 ²	\$66.0 mil
Estimated federal portion of MO HealthNet dollars spent	\$42.2 mil
MO HealthNet dollars for inpatient hospital services	\$5.1 mil
MO HealthNet dollars for physician services	\$4.7 mil
MO HealthNet dollars for nursing home services	\$7.4 mil
MO HealthNet dollars for pharmacy services	\$9.8 mil
MO HealthNet dollars for managed care payments	\$15.2 mil

Family Support

Child support collections (IV-D and non-IV-D)	\$9.2 mil
Average monthly temporary assistance families ³	564
Total temporary assistance payments ³	\$1.5 mil
Average monthly food stamp benefit recipients	9,021
Total food stamp benefits received	\$14.2 mil

Child Protection and Permanency

Children involved in hotline reports	1,131
Children with substantiated abuse or neglect ⁴	22
Children with family assessments ⁴	587
Average monthly children in foster care	149
Children adopted	9
Total Children's Services expenditures ⁵	\$2.8 mil
Average monthly children receiving subsidized child care	523
Child care expenditures	\$2.0 mil

Youth Services

Youths Committed ⁶	5
Average monthly youths in DYS custody	7

Notes

1. Does not include Women's Health Services
2. Medicare Buy-In premiums are reported at the statewide level, but not at the county level
3. Includes Transitional Employment Benefit (TEB) cases
4. Children based on completed investigations/assessments
5. Excludes all Child Care payments; Performance Based Contractor payments included only at the statewide level
6. Does not include seven (7) dual jurisdiction cases statewide



Quick Facts about DSS in Cooper

MO HealthNet¹

Number of people enrolled for MO HealthNet services	2,287
MO HealthNet dollars spent in state fiscal year 2012 ²	\$20.7 mil
Estimated federal portion of MO HealthNet dollars spent	\$13.3 mil
MO HealthNet dollars for inpatient hospital services	\$1.4 mil
MO HealthNet dollars for physician services	\$1.5 mil
MO HealthNet dollars for nursing home services	\$3.1 mil
MO HealthNet dollars for pharmacy services	\$2.8 mil
MO HealthNet dollars for managed care payments	\$3.5 mil

Family Support

Child support collections (IV-D and non-IV-D)	\$2.8 mil
Average monthly temporary assistance families ³	99
Total temporary assistance payments ³	\$0.3 mil
Average monthly food stamp benefit recipients	2,457
Total food stamp benefits received	\$3.5 mil

Child Protection and Permanency

Children involved in hotline reports	246
Children with substantiated abuse or neglect ⁴	16
Children with family assessments ⁴	138
Average monthly children in foster care	28
Children adopted	3
Total Children's Services expenditures ⁵	\$0.3 mil
Average monthly children receiving subsidized child care	126
Child care expenditures	\$0.3 mil

Youth Services

Youths Committed ⁶	1
Average monthly youths in DYS custody	4

Notes

1. Does not include Women's Health Services
2. Medicare Buy-In premiums are reported at the statewide level, but not at the county level
3. Includes Transitional Employment Benefit (TEB) cases
4. Children based on completed investigations/assessments
5. Excludes all Child Care payments; Performance Based Contractor payments included only at the statewide level
6. Does not include seven (7) dual jurisdiction cases statewide



Quick Facts about DSS in Crawford

MO HealthNet¹

Number of people enrolled for MO HealthNet services	5,131
MO HealthNet dollars spent in state fiscal year 2012 ²	\$36.4 mil
Estimated federal portion of MO HealthNet dollars spent	\$23.3 mil
MO HealthNet dollars for inpatient hospital services	\$3.9 mil
MO HealthNet dollars for physician services	\$4.4 mil
MO HealthNet dollars for nursing home services	\$4.9 mil
MO HealthNet dollars for pharmacy services	\$7.7 mil
MO HealthNet dollars for managed care payments	\$54,320

Family Support

Child support collections (IV-D and non-IV-D)	\$3.9 mil
Average monthly temporary assistance families ³	234
Total temporary assistance payments ³	\$0.6 mil
Average monthly food stamp benefit recipients	5,513
Total food stamp benefits received	\$8.2 mil

Child Protection and Permanency

Children involved in hotline reports	426
Children with substantiated abuse or neglect ⁴	18
Children with family assessments ⁴	178
Average monthly children in foster care	47
Children adopted	0
Total Children's Services expenditures ⁵	\$0.8 mil
Average monthly children receiving subsidized child care	90
Child care expenditures	\$0.2 mil

Youth Services

Youths Committed ⁶	7
Average monthly youths in DYS custody	14

Notes

1. Does not include Women's Health Services
2. Medicare Buy-In premiums are reported at the statewide level, but not at the county level
3. Includes Transitional Employment Benefit (TEB) cases
4. Children based on completed investigations/assessments
5. Excludes all Child Care payments; Performance Based Contractor payments included only at the statewide level
6. Does not include seven (7) dual jurisdiction cases statewide



Quick Facts about DSS in Dade

MO HealthNet¹

Number of people enrolled for MO HealthNet services	1,315
MO HealthNet dollars spent in state fiscal year 2012 ²	\$7.5 mil
Estimated federal portion of MO HealthNet dollars spent	\$4.8 mil
MO HealthNet dollars for inpatient hospital services	\$1.1 mil
MO HealthNet dollars for physician services	\$1.0 mil
MO HealthNet dollars for nursing home services	\$1.5 mil
MO HealthNet dollars for pharmacy services	\$1.6 mil
MO HealthNet dollars for managed care payments	\$7,586

Family Support

Child support collections (IV-D and non-IV-D)	\$1.3 mil
Average monthly temporary assistance families ³	48
Total temporary assistance payments ³	\$0.1 mil
Average monthly food stamp benefit recipients	1,196
Total food stamp benefits received	\$1.6 mil

Child Protection and Permanency

Children involved in hotline reports	426
Children with substantiated abuse or neglect ⁴	9
Children with family assessments ⁴	53
Average monthly children in foster care	12
Children adopted	4
Total Children's Services expenditures ⁵	\$0.3 mil
Average monthly children receiving subsidized child care	11
Child care expenditures	\$20,688

Youth Services

Youths Committed ⁶	0
Average monthly youths in DYS custody	1

Notes

1. Does not include Women's Health Services
2. Medicare Buy-In premiums are reported at the statewide level, but not at the county level
3. Includes Transitional Employment Benefit (TEB) cases
4. Children based on completed investigations/assessments
5. Excludes all Child Care payments; Performance Based Contractor payments included only at the statewide level
6. Does not include seven (7) dual jurisdiction cases statewide



Quick Facts about DSS in Dallas

MO HealthNet¹

Number of people enrolled for MO HealthNet services	3,337
MO HealthNet dollars spent in state fiscal year 2012 ²	\$21.0 mil
Estimated federal portion of MO HealthNet dollars spent	\$13.5 mil
MO HealthNet dollars for inpatient hospital services	\$2.0 mil
MO HealthNet dollars for physician services	\$3.2 mil
MO HealthNet dollars for nursing home services	\$3.6 mil
MO HealthNet dollars for pharmacy services	\$5.2 mil
MO HealthNet dollars for managed care payments	\$20,886

Family Support

Child support collections (IV-D and non-IV-D)	\$2.8 mil
Average monthly temporary assistance families ³	158
Total temporary assistance payments ³	\$0.5 mil
Average monthly food stamp benefit recipients	3,505
Total food stamp benefits received	\$5.1 mil

Child Protection and Permanency

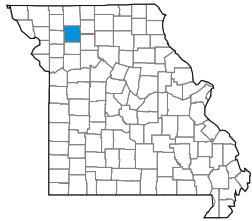
Children involved in hotline reports	442
Children with substantiated abuse or neglect ⁴	25
Children with family assessments ⁴	240
Average monthly children in foster care	23
Children adopted	0
Total Children's Services expenditures ⁵	\$0.4 mil
Average monthly children receiving subsidized child care	66
Child care expenditures	\$0.1 mil

Youth Services

Youths Committed ⁶	5
Average monthly youths in DYS custody	7

Notes

1. Does not include Women's Health Services
2. Medicare Buy-In premiums are reported at the statewide level, but not at the county level
3. Includes Transitional Employment Benefit (TEB) cases
4. Children based on completed investigations/assessments
5. Excludes all Child Care payments; Performance Based Contractor payments included only at the statewide level
6. Does not include seven (7) dual jurisdiction cases statewide



Quick Facts about DSS in Daviess

MO HealthNet¹

Number of people enrolled for MO HealthNet services	1,193
MO HealthNet dollars spent in state fiscal year 2012 ²	\$7.2 mil
Estimated federal portion of MO HealthNet dollars spent	\$4.6 mil
MO HealthNet dollars for inpatient hospital services	\$2.0 mil
MO HealthNet dollars for physician services	\$0.8 mil
MO HealthNet dollars for nursing home services	\$0.7 mil
MO HealthNet dollars for pharmacy services	\$1.2 mil
MO HealthNet dollars for managed care payments	\$2,520

Family Support

Child support collections (IV-D and non-IV-D)	\$1.6 mil
Average monthly temporary assistance families ³	45
Total temporary assistance payments ³	\$0.1 mil
Average monthly food stamp benefit recipients	1,104
Total food stamp benefits received	\$1.6 mil

Child Protection and Permanency

Children involved in hotline reports	113
Children with substantiated abuse or neglect ⁴	5
Children with family assessments ⁴	54
Average monthly children in foster care	17
Children adopted	1
Total Children's Services expenditures ⁵	\$0.3 mil
Average monthly children receiving subsidized child care	14
Child care expenditures	\$19,474

Youth Services

Youths Committed ⁶	4
Average monthly youths in DYS custody	4

Notes

1. Does not include Women's Health Services
2. Medicare Buy-In premiums are reported at the statewide level, but not at the county level
3. Includes Transitional Employment Benefit (TEB) cases
4. Children based on completed investigations/assessments
5. Excludes all Child Care payments; Performance Based Contractor payments included only at the statewide level
6. Does not include seven (7) dual jurisdiction cases statewide



Quick Facts about DSS in DeKalb

MO HealthNet¹

Number of people enrolled for MO HealthNet services	1,273
MO HealthNet dollars spent in state fiscal year 2012 ²	\$10.8 mil
Estimated federal portion of MO HealthNet dollars spent	\$6.9 mil
MO HealthNet dollars for inpatient hospital services	\$1.3 mil
MO HealthNet dollars for physician services	\$0.9 mil
MO HealthNet dollars for nursing home services	\$2.3 mil
MO HealthNet dollars for pharmacy services	\$1.7 mil
MO HealthNet dollars for managed care payments	\$5,064

Family Support

Child support collections (IV-D and non-IV-D)	\$1.9 mil
Average monthly temporary assistance families ³	49
Total temporary assistance payments ³	\$0.1 mil
Average monthly food stamp benefit recipients	1,173
Total food stamp benefits received	\$1.6 mil

Child Protection and Permanency

Children involved in hotline reports	116
Children with substantiated abuse or neglect ⁴	8
Children with family assessments ⁴	40
Average monthly children in foster care	8
Children adopted	0
Total Children's Services expenditures ⁵	\$59,647
Average monthly children receiving subsidized child care	14
Child care expenditures	\$32,810

Youth Services

Youths Committed ⁶	2
Average monthly youths in DYS custody	4

Notes

1. Does not include Women's Health Services
2. Medicare Buy-In premiums are reported at the statewide level, but not at the county level
3. Includes Transitional Employment Benefit (TEB) cases
4. Children based on completed investigations/assessments
5. Excludes all Child Care payments; Performance Based Contractor payments included only at the statewide level
6. Does not include seven (7) dual jurisdiction cases statewide



Quick Facts about DSS in Dent

MO HealthNet¹

Number of people enrolled for MO HealthNet services	3,663
MO HealthNet dollars spent in state fiscal year 2012 ²	\$27.3 mil
Estimated federal portion of MO HealthNet dollars spent	\$17.5 mil
MO HealthNet dollars for inpatient hospital services	\$2.6 mil
MO HealthNet dollars for physician services	\$2.7 mil
MO HealthNet dollars for nursing home services	\$3.3 mil
MO HealthNet dollars for pharmacy services	\$4.5 mil
MO HealthNet dollars for managed care payments	\$17,577

Family Support

Child support collections (IV-D and non-IV-D)	\$2.8 mil
Average monthly temporary assistance families ³	147
Total temporary assistance payments ³	\$0.4 mil
Average monthly food stamp benefit recipients	3,502
Total food stamp benefits received	\$5.1 mil

Child Protection and Permanency

Children involved in hotline reports	335
Children with substantiated abuse or neglect ⁴	29
Children with family assessments ⁴	142
Average monthly children in foster care	43
Children adopted	16
Total Children's Services expenditures ⁵	\$1.2 mil
Average monthly children receiving subsidized child care	38
Child care expenditures	\$65,613

Youth Services

Youths Committed ⁶	0
Average monthly youths in DYS custody	2

Notes

1. Does not include Women's Health Services
2. Medicare Buy-In premiums are reported at the statewide level, but not at the county level
3. Includes Transitional Employment Benefit (TEB) cases
4. Children based on completed investigations/assessments
5. Excludes all Child Care payments; Performance Based Contractor payments included only at the statewide level
6. Does not include seven (7) dual jurisdiction cases statewide



Quick Facts about DSS in Douglas

MO HealthNet¹

Number of people enrolled for MO HealthNet services	3,227
MO HealthNet dollars spent in state fiscal year 2012 ²	\$16.5 mil
Estimated federal portion of MO HealthNet dollars spent	\$10.5 mil
MO HealthNet dollars for inpatient hospital services	\$2.0 mil
MO HealthNet dollars for physician services	\$3.2 mil
MO HealthNet dollars for nursing home services	\$1.4 mil
MO HealthNet dollars for pharmacy services	\$3.6 mil
MO HealthNet dollars for managed care payments	\$2,249

Family Support

Child support collections (IV-D and non-IV-D)	\$2.0 mil
Average monthly temporary assistance families ³	111
Total temporary assistance payments ³	\$0.3 mil
Average monthly food stamp benefit recipients	3,459
Total food stamp benefits received	\$4.9 mil

Child Protection and Permanency

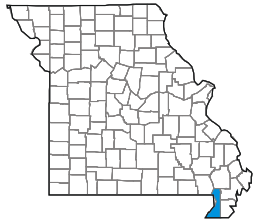
Children involved in hotline reports	270
Children with substantiated abuse or neglect ⁴	36
Children with family assessments ⁴	111
Average monthly children in foster care	22
Children adopted	1
Total Children's Services expenditures ⁵	\$0.4 mil
Average monthly children receiving subsidized child care	11
Child care expenditures	\$20,010

Youth Services

Youths Committed ⁶	2
Average monthly youths in DYS custody	3

Notes

1. Does not include Women's Health Services
2. Medicare Buy-In premiums are reported at the statewide level, but not at the county level
3. Includes Transitional Employment Benefit (TEB) cases
4. Children based on completed investigations/assessments
5. Excludes all Child Care payments; Performance Based Contractor payments included only at the statewide level
6. Does not include seven (7) dual jurisdiction cases statewide



Quick Facts about DSS in Dunklin

MO HealthNet¹

Number of people enrolled for MO HealthNet services	10,513
MO HealthNet dollars spent in state fiscal year 2012 ²	\$100.0 mil
Estimated federal portion of MO HealthNet dollars spent	\$64.1 mil
MO HealthNet dollars for inpatient hospital services	\$9.5 mil
MO HealthNet dollars for physician services	\$11.3 mil
MO HealthNet dollars for nursing home services	\$12.0 mil
MO HealthNet dollars for pharmacy services	\$20.0 mil
MO HealthNet dollars for managed care payments	\$10,390

Family Support

Child support collections (IV-D and non-IV-D)	\$6.1 mil
Average monthly temporary assistance families ³	571
Total temporary assistance payments ³	\$1.6 mil
Average monthly food stamp benefit recipients	10,188
Total food stamp benefits received	\$14.8 mil

Child Protection and Permanency

Children involved in hotline reports	888
Children with substantiated abuse or neglect ⁴	46
Children with family assessments ⁴	374
Average monthly children in foster care	109
Children adopted	0
Total Children's Services expenditures ⁵	\$0.9 mil
Average monthly children receiving subsidized child care	201
Child care expenditures	\$0.4 mil

Youth Services

Youths Committed ⁶	4
Average monthly youths in DYS custody	9

Notes

1. Does not include Women's Health Services
2. Medicare Buy-In premiums are reported at the statewide level, but not at the county level
3. Includes Transitional Employment Benefit (TEB) cases
4. Children based on completed investigations/assessments
5. Excludes all Child Care payments; Performance Based Contractor payments included only at the statewide level
6. Does not include seven (7) dual jurisdiction cases statewide



Quick Facts about DSS in Franklin

MO HealthNet¹

Number of people enrolled for MO HealthNet services	12,193
MO HealthNet dollars spent in state fiscal year 2012 ²	\$82.9 mil
Estimated federal portion of MO HealthNet dollars spent	\$53.1 mil
MO HealthNet dollars for inpatient hospital services	\$6.0 mil
MO HealthNet dollars for physician services	\$4.9 mil
MO HealthNet dollars for nursing home services	\$10.4 mil
MO HealthNet dollars for pharmacy services	\$15.6 mil
MO HealthNet dollars for managed care payments	\$20.6 mil

Family Support

Child support collections (IV-D and non-IV-D)	\$12.6 mil
Average monthly temporary assistance families ³	452
Total temporary assistance payments ³	\$1.3 mil
Average monthly food stamp benefit recipients	13,130
Total food stamp benefits received	\$19.9 mil

Child Protection and Permanency

Children involved in hotline reports	1,577
Children with substantiated abuse or neglect ⁴	234
Children with family assessments ⁴	733
Average monthly children in foster care	253
Children adopted	15
Total Children's Services expenditures ⁵	\$3.1 mil
Average monthly children receiving subsidized child care	461
Child care expenditures	\$1.6 mil

Youth Services

Youths Committed ⁶	13
Average monthly youths in DYS custody	21

Notes

1. Does not include Women's Health Services
2. Medicare Buy-In premiums are reported at the statewide level, but not at the county level
3. Includes Transitional Employment Benefit (TEB) cases
4. Children based on completed investigations/assessments
5. Excludes all Child Care payments; Performance Based Contractor payments included only at the statewide level
6. Does not include seven (7) dual jurisdiction cases statewide



Quick Facts about DSS in Gasconade

MO HealthNet¹

Number of people enrolled for MO HealthNet services	1,977
MO HealthNet dollars spent in state fiscal year 2012 ²	\$17.2 mil
Estimated federal portion of MO HealthNet dollars spent	\$11.0 mil
MO HealthNet dollars for inpatient hospital services	\$1.1 mil
MO HealthNet dollars for physician services	\$1.0 mil
MO HealthNet dollars for nursing home services	\$4.7 mil
MO HealthNet dollars for pharmacy services	\$3.0 mil
MO HealthNet dollars for managed care payments	\$3.1 mil

Family Support

Child support collections (IV-D and non-IV-D)	\$2.5 mil
Average monthly temporary assistance families ³	46
Total temporary assistance payments ³	\$0.1 mil
Average monthly food stamp benefit recipients	1,945
Total food stamp benefits received	\$2.7 mil

Child Protection and Permanency

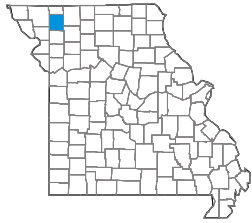
Children involved in hotline reports	199
Children with substantiated abuse or neglect ⁴	18
Children with family assessments ⁴	119
Average monthly children in foster care	18
Children adopted	0
Total Children's Services expenditures ⁵	\$0.2 mil
Average monthly children receiving subsidized child care	44
Child care expenditures	\$85,993

Youth Services

Youths Committed ⁶	2
Average monthly youths in DYS custody	2

Notes

1. Does not include Women's Health Services
2. Medicare Buy-In premiums are reported at the statewide level, but not at the county level
3. Includes Transitional Employment Benefit (TEB) cases
4. Children based on completed investigations/assessments
5. Excludes all Child Care payments; Performance Based Contractor payments included only at the statewide level
6. Does not include seven (7) dual jurisdiction cases statewide



Quick Facts about DSS in Gentry

MO HealthNet¹

Number of people enrolled for MO HealthNet services	971
MO HealthNet dollars spent in state fiscal year 2012 ²	\$13.6 mil
Estimated federal portion of MO HealthNet dollars spent	\$8.7 mil
MO HealthNet dollars for inpatient hospital services	\$0.8 mil
MO HealthNet dollars for physician services	\$0.7 mil
MO HealthNet dollars for nursing home services	\$2.5 mil
MO HealthNet dollars for pharmacy services	\$1.4 mil
MO HealthNet dollars for managed care payments	\$1,432

Family Support

Child support collections (IV-D and non-IV-D)	\$1.0 mil
Average monthly temporary assistance families ³	14
Total temporary assistance payments ³	\$36,336
Average monthly food stamp benefit recipients	736
Total food stamp benefits received	\$1.0 mil

Child Protection and Permanency

Children involved in hotline reports	111
Children with substantiated abuse or neglect ⁴	6
Children with family assessments ⁴	53
Average monthly children in foster care	7
Children adopted	0
Total Children's Services expenditures ⁵	\$35,949
Average monthly children receiving subsidized child care	16
Child care expenditures	\$20,484

Youth Services

Youths Committed ⁶	0
Average monthly youths in DYS custody	3

Notes

1. Does not include Women's Health Services
2. Medicare Buy-In premiums are reported at the statewide level, but not at the county level
3. Includes Transitional Employment Benefit (TEB) cases
4. Children based on completed investigations/assessments
5. Excludes all Child Care payments; Performance Based Contractor payments included only at the statewide level
6. Does not include seven (7) dual jurisdiction cases statewide



Quick Facts about DSS in Greene

MO HealthNet¹

Number of people enrolled for MO HealthNet services	40,754
MO HealthNet dollars spent in state fiscal year 2012 ²	\$283.9 mil
Estimated federal portion of MO HealthNet dollars spent	\$181.8 mil
MO HealthNet dollars for inpatient hospital services	\$35.1 mil
MO HealthNet dollars for physician services	\$36.1 mil
MO HealthNet dollars for nursing home services	\$34.2 mil
MO HealthNet dollars for pharmacy services	\$50.4 mil
MO HealthNet dollars for managed care payments	\$0.1 mil

Family Support

Child support collections (IV-D and non-IV-D)	\$37.6 mil
Average monthly temporary assistance families ³	1,633
Total temporary assistance payments ³	\$4.7 mil
Average monthly food stamp benefit recipients	43,194
Total food stamp benefits received	\$66.3 mil

Child Protection and Permanency

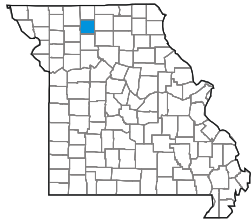
Children involved in hotline reports	5,672
Children with substantiated abuse or neglect ⁴	473
Children with family assessments ⁴	2,744
Average monthly children in foster care	946
Children adopted	118
Total Children's Services expenditures ⁵	\$11.0 mil
Average monthly children receiving subsidized child care	1,853
Child care expenditures	\$6.6 mil

Youth Services

Youths Committed ⁶	57
Average monthly youths in DYS custody	62

Notes

1. Does not include Women's Health Services
2. Medicare Buy-In premiums are reported at the statewide level, but not at the county level
3. Includes Transitional Employment Benefit (TEB) cases
4. Children based on completed investigations/assessments
5. Excludes all Child Care payments; Performance Based Contractor payments included only at the statewide level
6. Does not include seven (7) dual jurisdiction cases statewide



Quick Facts about DSS in Grundy

MO HealthNet¹

Number of people enrolled for MO HealthNet services	1,712
MO HealthNet dollars spent in state fiscal year 2012 ²	\$13.6 mil
Estimated federal portion of MO HealthNet dollars spent	\$8.7 mil
MO HealthNet dollars for inpatient hospital services	\$1.8 mil
MO HealthNet dollars for physician services	\$1.1 mil
MO HealthNet dollars for nursing home services	\$3.0 mil
MO HealthNet dollars for pharmacy services	\$2.0 mil
MO HealthNet dollars for managed care payments	\$8,263

Family Support

Child support collections (IV-D and non-IV-D)	\$2.0 mil
Average monthly temporary assistance families ³	64
Total temporary assistance payments ³	\$0.2 mil
Average monthly food stamp benefit recipients	1,565
Total food stamp benefits received	\$2.1 mil

Child Protection and Permanency

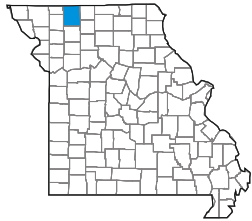
Children involved in hotline reports	248
Children with substantiated abuse or neglect ⁴	14
Children with family assessments ⁴	126
Average monthly children in foster care	23
Children adopted	3
Total Children's Services expenditures ⁵	\$0.5 mil
Average monthly children receiving subsidized child care	29
Child care expenditures	\$54,649

Youth Services

Youths Committed ⁶	4
Average monthly youths in DYS custody	7

Notes

1. Does not include Women's Health Services
2. Medicare Buy-In premiums are reported at the statewide level, but not at the county level
3. Includes Transitional Employment Benefit (TEB) cases
4. Children based on completed investigations/assessments
5. Excludes all Child Care payments; Performance Based Contractor payments included only at the statewide level
6. Does not include seven (7) dual jurisdiction cases statewide



Quick Facts about DSS in Harrison

MO HealthNet¹

Number of people enrolled for MO HealthNet services	1,674
MO HealthNet dollars spent in state fiscal year 2012 ²	\$14.0 mil
Estimated federal portion of MO HealthNet dollars spent	\$8.9 mil
MO HealthNet dollars for inpatient hospital services	\$1.8 mil
MO HealthNet dollars for physician services	\$1.2 mil
MO HealthNet dollars for nursing home services	\$3.0 mil
MO HealthNet dollars for pharmacy services	\$1.8 mil
MO HealthNet dollars for managed care payments	\$3,597

Family Support

Child support collections (IV-D and non-IV-D)	\$1.5 mil
Average monthly temporary assistance families ³	37
Total temporary assistance payments ³	\$98,820
Average monthly food stamp benefit recipients	1,468
Total food stamp benefits received	\$2.0 mil

Child Protection and Permanency

Children involved in hotline reports	164
Children with substantiated abuse or neglect ⁴	17
Children with family assessments ⁴	96
Average monthly children in foster care	19
Children adopted	0
Total Children's Services expenditures ⁵	\$89,916
Average monthly children receiving subsidized child care	22
Child care expenditures	\$43,509

Youth Services

Youths Committed ⁶	0
Average monthly youths in DYS custody	2

Notes

1. Does not include Women's Health Services
2. Medicare Buy-In premiums are reported at the statewide level, but not at the county level
3. Includes Transitional Employment Benefit (TEB) cases
4. Children based on completed investigations/assessments
5. Excludes all Child Care payments; Performance Based Contractor payments included only at the statewide level
6. Does not include seven (7) dual jurisdiction cases statewide



Quick Facts about DSS in Henry

MO HealthNet¹

Number of people enrolled for MO HealthNet services	4,092
MO HealthNet dollars spent in state fiscal year 2012 ²	\$30.7 mil
Estimated federal portion of MO HealthNet dollars spent	\$19.6 mil
MO HealthNet dollars for inpatient hospital services	\$1.5 mil
MO HealthNet dollars for physician services	\$2.2 mil
MO HealthNet dollars for nursing home services	\$4.2 mil
MO HealthNet dollars for pharmacy services	\$5.2 mil
MO HealthNet dollars for managed care payments	\$6.6 mil

Family Support

Child support collections (IV-D and non-IV-D)	\$3.7 mil
Average monthly temporary assistance families ³	189
Total temporary assistance payments ³	\$0.5 mil
Average monthly food stamp benefit recipients	4,166
Total food stamp benefits received	\$6.0 mil

Child Protection and Permanency

Children involved in hotline reports	507
Children with substantiated abuse or neglect ⁴	36
Children with family assessments ⁴	348
Average monthly children in foster care	96
Children adopted	16
Total Children's Services expenditures ⁵	\$1.8 mil
Average monthly children receiving subsidized child care	132
Child care expenditures	\$0.3 mil

Youth Services

Youths Committed ⁶	0
Average monthly youths in DYS custody	3

Notes

1. Does not include Women's Health Services
2. Medicare Buy-In premiums are reported at the statewide level, but not at the county level
3. Includes Transitional Employment Benefit (TEB) cases
4. Children based on completed investigations/assessments
5. Excludes all Child Care payments; Performance Based Contractor payments included only at the statewide level
6. Does not include seven (7) dual jurisdiction cases statewide



Quick Facts about DSS in Hickory

MO HealthNet¹

Number of people enrolled for MO HealthNet services	1,594
MO HealthNet dollars spent in state fiscal year 2012 ²	\$10.7 mil
Estimated federal portion of MO HealthNet dollars spent	\$6.8 mil
MO HealthNet dollars for inpatient hospital services	\$1.0 mil
MO HealthNet dollars for physician services	\$1.6 mil
MO HealthNet dollars for nursing home services	\$1.6 mil
MO HealthNet dollars for pharmacy services	\$2.4 mil
MO HealthNet dollars for managed care payments	\$20,486

Family Support

Child support collections (IV-D and non-IV-D)	\$1.2 mil
Average monthly temporary assistance families ³	64
Total temporary assistance payments ³	\$0.2 mil
Average monthly food stamp benefit recipients	1,563
Total food stamp benefits received	\$2.2 mil

Child Protection and Permanency

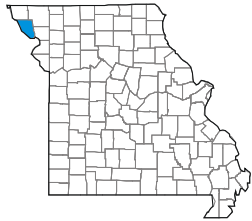
Children involved in hotline reports	159
Children with substantiated abuse or neglect ⁴	15
Children with family assessments ⁴	82
Average monthly children in foster care	11
Children adopted	0
Total Children's Services expenditures ⁵	\$0.3 mil
Average monthly children receiving subsidized child care	19
Child care expenditures	\$44,274

Youth Services

Youths Committed ⁶	1
Average monthly youths in DYS custody	2

Notes

1. Does not include Women's Health Services
2. Medicare Buy-In premiums are reported at the statewide level, but not at the county level
3. Includes Transitional Employment Benefit (TEB) cases
4. Children based on completed investigations/assessments
5. Excludes all Child Care payments; Performance Based Contractor payments included only at the statewide level
6. Does not include seven (7) dual jurisdiction cases statewide



Quick Facts about DSS in Holt

MO HealthNet¹

Number of people enrolled for MO HealthNet services	543
MO HealthNet dollars spent in state fiscal year 2012 ²	\$4.8 mil
Estimated federal portion of MO HealthNet dollars spent	\$3.1 mil
MO HealthNet dollars for inpatient hospital services	\$0.6 mil
MO HealthNet dollars for physician services	\$0.4 mil
MO HealthNet dollars for nursing home services	\$1.3 mil
MO HealthNet dollars for pharmacy services	\$0.6 mil
MO HealthNet dollars for managed care payments	\$1,277

Family Support

Child support collections (IV-D and non-IV-D)	\$0.9 mil
Average monthly temporary assistance families ³	10
Total temporary assistance payments ³	\$28,776
Average monthly food stamp benefit recipients	473
Total food stamp benefits received	\$0.6 mil

Child Protection and Permanency

Children involved in hotline reports	65
Children with substantiated abuse or neglect ⁴	14
Children with family assessments ⁴	23
Average monthly children in foster care	7
Children adopted	0
Total Children's Services expenditures ⁵	\$30,422
Average monthly children receiving subsidized child care	2
Child care expenditures	\$3,140

Youth Services

Youths Committed ⁶	0
Average monthly youths in DYS custody	0

Notes

1. Does not include Women's Health Services
2. Medicare Buy-In premiums are reported at the statewide level, but not at the county level
3. Includes Transitional Employment Benefit (TEB) cases
4. Children based on completed investigations/assessments
5. Excludes all Child Care payments; Performance Based Contractor payments included only at the statewide level
6. Does not include seven (7) dual jurisdiction cases statewide



Quick Facts about DSS in Howard

MO HealthNet¹

Number of people enrolled for MO HealthNet services	1,604
MO HealthNet dollars spent in state fiscal year 2012 ²	\$15.6 mil
Estimated federal portion of MO HealthNet dollars spent	\$10.0 mil
MO HealthNet dollars for inpatient hospital services	\$0.8 mil
MO HealthNet dollars for physician services	\$0.9 mil
MO HealthNet dollars for nursing home services	\$1.9 mil
MO HealthNet dollars for pharmacy services	\$1.9 mil
MO HealthNet dollars for managed care payments	\$2.5 mil

Family Support

Child support collections (IV-D and non-IV-D)	\$1.7 mil
Average monthly temporary assistance families ³	54
Total temporary assistance payments ³	\$0.1 mil
Average monthly food stamp benefit recipients	1,370
Total food stamp benefits received	\$1.9 mil

Child Protection and Permanency

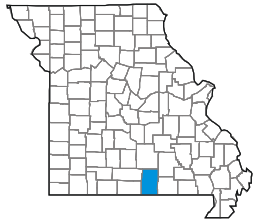
Children involved in hotline reports	132
Children with substantiated abuse or neglect ⁴	13
Children with family assessments ⁴	68
Average monthly children in foster care	15
Children adopted	1
Total Children's Services expenditures ⁵	\$0.2 mil
Average monthly children receiving subsidized child care	26
Child care expenditures	\$62,450

Youth Services

Youths Committed ⁶	0
Average monthly youths in DYS custody	0

Notes

1. Does not include Women's Health Services
2. Medicare Buy-In premiums are reported at the statewide level, but not at the county level
3. Includes Transitional Employment Benefit (TEB) cases
4. Children based on completed investigations/assessments
5. Excludes all Child Care payments; Performance Based Contractor payments included only at the statewide level
6. Does not include seven (7) dual jurisdiction cases statewide



Quick Facts about DSS in Howell

MO HealthNet¹

Number of people enrolled for MO HealthNet services	9,467
MO HealthNet dollars spent in state fiscal year 2012 ²	\$60.9 mil
Estimated federal portion of MO HealthNet dollars spent	\$39.0 mil
MO HealthNet dollars for inpatient hospital services	\$6.7 mil
MO HealthNet dollars for physician services	\$9.6 mil
MO HealthNet dollars for nursing home services	\$12.4 mil
MO HealthNet dollars for pharmacy services	\$10.1 mil
MO HealthNet dollars for managed care payments	\$7,989

Family Support

Child support collections (IV-D and non-IV-D)	\$7.2 mil
Average monthly temporary assistance families ³	448
Total temporary assistance payments ³	\$1.3 mil
Average monthly food stamp benefit recipients	9,452
Total food stamp benefits received	\$13.5 mil

Child Protection and Permanency

Children involved in hotline reports	833
Children with substantiated abuse or neglect ⁴	62
Children with family assessments ⁴	391
Average monthly children in foster care	49
Children adopted	0
Total Children's Services expenditures ⁵	\$0.9 mil
Average monthly children receiving subsidized child care	299
Child care expenditures	\$0.6 mil

Youth Services

Youths Committed ⁶	1
Average monthly youths in DYS custody	2

Notes

1. Does not include Women's Health Services
2. Medicare Buy-In premiums are reported at the statewide level, but not at the county level
3. Includes Transitional Employment Benefit (TEB) cases
4. Children based on completed investigations/assessments
5. Excludes all Child Care payments; Performance Based Contractor payments included only at the statewide level
6. Does not include seven (7) dual jurisdiction cases statewide



Quick Facts about DSS in Iron

MO HealthNet¹

Number of people enrolled for MO HealthNet services	2,797
MO HealthNet dollars spent in state fiscal year 2012 ²	\$30.7 mil
Estimated federal portion of MO HealthNet dollars spent	\$19.7 mil
MO HealthNet dollars for inpatient hospital services	\$3.0 mil
MO HealthNet dollars for physician services	\$3.1 mil
MO HealthNet dollars for nursing home services	\$5.4 mil
MO HealthNet dollars for pharmacy services	\$5.5 mil
MO HealthNet dollars for managed care payments	\$28,684

Family Support

Child support collections (IV-D and non-IV-D)	\$1.7 mil
Average monthly temporary assistance families ³	109
Total temporary assistance payments ³	\$0.3 mil
Average monthly food stamp benefit recipients	2,727
Total food stamp benefits received	\$3.8 mil

Child Protection and Permanency

Children involved in hotline reports	223
Children with substantiated abuse or neglect ⁴	9
Children with family assessments ⁴	91
Average monthly children in foster care	19
Children adopted	0
Total Children's Services expenditures ⁵	\$0.3 mil
Average monthly children receiving subsidized child care	11
Child care expenditures	\$19,885

Youth Services

Youths Committed ⁶	2
Average monthly youths in DYS custody	2

Notes

1. Does not include Women's Health Services
2. Medicare Buy-In premiums are reported at the statewide level, but not at the county level
3. Includes Transitional Employment Benefit (TEB) cases
4. Children based on completed investigations/assessments
5. Excludes all Child Care payments; Performance Based Contractor payments included only at the statewide level
6. Does not include seven (7) dual jurisdiction cases statewide



Quick Facts about DSS in Jackson

MO HealthNet¹

Number of people enrolled for MO HealthNet services	112,903
MO HealthNet dollars spent in state fiscal year 2012 ²	\$857.0 mil
Estimated federal portion of MO HealthNet dollars spent	\$548.7 mil
MO HealthNet dollars for inpatient hospital services	\$76.4 mil
MO HealthNet dollars for physician services	\$54.3 mil
MO HealthNet dollars for nursing home services	\$110.1 mil
MO HealthNet dollars for pharmacy services	\$110.3 mil
MO HealthNet dollars for managed care payments	\$217.5 mil

Family Support

Child support collections (IV-D and non-IV-D)	\$106.8 mil
Average monthly temporary assistance families ³	6,399
Total temporary assistance payments ³	\$17.6 mil
Average monthly food stamp benefit recipients	124,383
Total food stamp benefits received	\$201.8 mil

Child Protection and Permanency

Children involved in hotline reports	10,233
Children with substantiated abuse or neglect ⁴	581
Children with family assessments ⁴	6,242
Average monthly children in foster care	1,548
Children adopted	203
Total Children's Services expenditures ⁵	\$31.7 mil
Average monthly children receiving subsidized child care	7,285
Child care expenditures	\$28.2 mil

Youth Services

Youths Committed ⁶	44
Average monthly youths in DYS custody	72

Notes

1. Does not include Women's Health Services
2. Medicare Buy-In premiums are reported at the statewide level, but not at the county level
3. Includes Transitional Employment Benefit (TEB) cases
4. Children based on completed investigations/assessments
5. Excludes all Child Care payments; Performance Based Contractor payments included only at the statewide level
6. Does not include seven (7) dual jurisdiction cases statewide



Quick Facts about DSS in Jasper

MO HealthNet¹

Number of people enrolled for MO HealthNet services	21,586
MO HealthNet dollars spent in state fiscal year 2012 ²	\$135.6 mil
Estimated federal portion of MO HealthNet dollars spent	\$86.8 mil
MO HealthNet dollars for inpatient hospital services	\$22.4 mil
MO HealthNet dollars for physician services	\$15.1 mil
MO HealthNet dollars for nursing home services	\$10.7 mil
MO HealthNet dollars for pharmacy services	\$26.7 mil
MO HealthNet dollars for managed care payments	\$33,423

Family Support

Child support collections (IV-D and non-IV-D)	\$19.6 mil
Average monthly temporary assistance families ³	854
Total temporary assistance payments ³	\$2.4 mil
Average monthly food stamp benefit recipients	21,186
Total food stamp benefits received	\$31.2 mil

Child Protection and Permanency

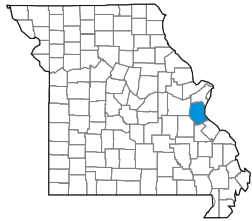
Children involved in hotline reports	2,373
Children with substantiated abuse or neglect ⁴	164
Children with family assessments ⁴	1,084
Average monthly children in foster care	520
Children adopted	54
Total Children's Services expenditures ⁵	\$6.5 mil
Average monthly children receiving subsidized child care	599
Child care expenditures	\$1.7 mil

Youth Services

Youths Committed ⁶	79
Average monthly youths in DYS custody	94

Notes

1. Does not include Women's Health Services
2. Medicare Buy-In premiums are reported at the statewide level, but not at the county level
3. Includes Transitional Employment Benefit (TEB) cases
4. Children based on completed investigations/assessments
5. Excludes all Child Care payments; Performance Based Contractor payments included only at the statewide level
6. Does not include seven (7) dual jurisdiction cases statewide



Quick Facts about DSS in Jefferson

MO HealthNet¹

Number of people enrolled for MO HealthNet services	25,034
MO HealthNet dollars spent in state fiscal year 2012 ²	\$177.6 mil
Estimated federal portion of MO HealthNet dollars spent	\$113.7 mil
MO HealthNet dollars for inpatient hospital services	\$14.6 mil
MO HealthNet dollars for physician services	\$10.1 mil
MO HealthNet dollars for nursing home services	\$28.8 mil
MO HealthNet dollars for pharmacy services	\$31.8 mil
MO HealthNet dollars for managed care payments	\$42.1 mil

Family Support

Child support collections (IV-D and non-IV-D)	\$28.3 mil
Average monthly temporary assistance families ³	919
Total temporary assistance payments ³	\$2.5 mil
Average monthly food stamp benefit recipients	27,167
Total food stamp benefits received	\$41.8 mil

Child Protection and Permanency

Children involved in hotline reports	2,845
Children with substantiated abuse or neglect ⁴	286
Children with family assessments ⁴	1,577
Average monthly children in foster care	482
Children adopted	40
Total Children's Services expenditures ⁵	\$3.5 mil
Average monthly children receiving subsidized child care	1,177
Child care expenditures	\$4.3 mil

Youth Services

Youths Committed ⁶	29
Average monthly youths in DYS custody	50

Notes

1. Does not include Women's Health Services
2. Medicare Buy-In premiums are reported at the statewide level, but not at the county level
3. Includes Transitional Employment Benefit (TEB) cases
4. Children based on completed investigations/assessments
5. Excludes all Child Care payments; Performance Based Contractor payments included only at the statewide level
6. Does not include seven (7) dual jurisdiction cases statewide



Quick Facts about DSS in Johnson

MO HealthNet¹

Number of people enrolled for MO HealthNet services	5,735
MO HealthNet dollars spent in state fiscal year 2012 ²	\$47.2 mil
Estimated federal portion of MO HealthNet dollars spent	\$30.2 mil
MO HealthNet dollars for inpatient hospital services	\$2.7 mil
MO HealthNet dollars for physician services	\$2.5 mil
MO HealthNet dollars for nursing home services	\$6.4 mil
MO HealthNet dollars for pharmacy services	\$7.9 mil
MO HealthNet dollars for managed care payments	\$10.9 mil

Family Support

Child support collections (IV-D and non-IV-D)	\$7.4 mil
Average monthly temporary assistance families ³	299
Total temporary assistance payments ³	\$0.8 mil
Average monthly food stamp benefit recipients	6,063
Total food stamp benefits received	\$9.1 mil

Child Protection and Permanency

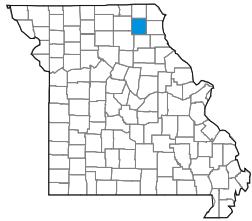
Children involved in hotline reports	666
Children with substantiated abuse or neglect ⁴	42
Children with family assessments ⁴	271
Average monthly children in foster care	81
Children adopted	12
Total Children's Services expenditures ⁵	\$2.0 mil
Average monthly children receiving subsidized child care	316
Child care expenditures	\$1.0 mil

Youth Services

Youths Committed ⁶	6
Average monthly youths in DYS custody	7

Notes

1. Does not include Women's Health Services
2. Medicare Buy-In premiums are reported at the statewide level, but not at the county level
3. Includes Transitional Employment Benefit (TEB) cases
4. Children based on completed investigations/assessments
5. Excludes all Child Care payments; Performance Based Contractor payments included only at the statewide level
6. Does not include seven (7) dual jurisdiction cases statewide



Quick Facts about DSS in Knox

MO HealthNet¹

Number of people enrolled for MO HealthNet services	557
MO HealthNet dollars spent in state fiscal year 2012 ²	\$3.4 mil
Estimated federal portion of MO HealthNet dollars spent	\$2.2 mil
MO HealthNet dollars for inpatient hospital services	\$0.2 mil
MO HealthNet dollars for physician services	\$0.6 mil
MO HealthNet dollars for nursing home services	\$0.6 mil
MO HealthNet dollars for pharmacy services	\$0.8 mil
MO HealthNet dollars for managed care payments	\$2,254

Family Support

Child support collections (IV-D and non-IV-D)	\$1.3 mil
Average monthly temporary assistance families ³	13
Total temporary assistance payments ³	\$37,272
Average monthly food stamp benefit recipients	465
Total food stamp benefits received	\$0.6 mil

Child Protection and Permanency

Children involved in hotline reports	44
Children with substantiated abuse or neglect ⁴	8
Children with family assessments ⁴	21
Average monthly children in foster care	8
Children adopted	0
Total Children's Services expenditures ⁵	\$0.2 mil
Average monthly children receiving subsidized child care	21
Child care expenditures	\$31,346

Youth Services

Youths Committed ⁶	0
Average monthly youths in DYS custody	1

Notes

1. Does not include Women's Health Services
2. Medicare Buy-In premiums are reported at the statewide level, but not at the county level
3. Includes Transitional Employment Benefit (TEB) cases
4. Children based on completed investigations/assessments
5. Excludes all Child Care payments; Performance Based Contractor payments included only at the statewide level
6. Does not include seven (7) dual jurisdiction cases statewide



Quick Facts about DSS in Laclede

MO HealthNet¹

Number of people enrolled for MO HealthNet services	7,483
MO HealthNet dollars spent in state fiscal year 2012 ²	\$43.8 mil
Estimated federal portion of MO HealthNet dollars spent	\$28.1 mil
MO HealthNet dollars for inpatient hospital services	\$2.9 mil
MO HealthNet dollars for physician services	\$3.2 mil
MO HealthNet dollars for nursing home services	\$4.5 mil
MO HealthNet dollars for pharmacy services	\$8.7 mil
MO HealthNet dollars for managed care payments	\$12.1 mil

Family Support

Child support collections (IV-D and non-IV-D)	\$5.6 mil
Average monthly temporary assistance families ³	312
Total temporary assistance payments ³	\$0.9 mil
Average monthly food stamp benefit recipients	7,665
Total food stamp benefits received	\$11.1 mil

Child Protection and Permanency

Children involved in hotline reports	1,158
Children with substantiated abuse or neglect ⁴	159
Children with family assessments ⁴	551
Average monthly children in foster care	132
Children adopted	4
Total Children's Services expenditures ⁵	\$0.7 mil
Average monthly children receiving subsidized child care	149
Child care expenditures	\$0.3 mil

Youth Services

Youths Committed ⁶	1
Average monthly youths in DYS custody	6

Notes

1. Does not include Women's Health Services
2. Medicare Buy-In premiums are reported at the statewide level, but not at the county level
3. Includes Transitional Employment Benefit (TEB) cases
4. Children based on completed investigations/assessments
5. Excludes all Child Care payments; Performance Based Contractor payments included only at the statewide level
6. Does not include seven (7) dual jurisdiction cases statewide



Quick Facts about DSS in Lafayette

MO HealthNet¹

Number of people enrolled for MO HealthNet services	4,893
MO HealthNet dollars spent in state fiscal year 2012 ²	\$56.6 mil
Estimated federal portion of MO HealthNet dollars spent	\$36.2 mil
MO HealthNet dollars for inpatient hospital services	\$2.8 mil
MO HealthNet dollars for physician services	\$2.2 mil
MO HealthNet dollars for nursing home services	\$5.8 mil
MO HealthNet dollars for pharmacy services	\$7.7 mil
MO HealthNet dollars for managed care payments	\$8.8 mil

Family Support

Child support collections (IV-D and non-IV-D)	\$5.7 mil
Average monthly temporary assistance families ³	220
Total temporary assistance payments ³	\$0.6 mil
Average monthly food stamp benefit recipients	5,065
Total food stamp benefits received	\$7.5 mil

Child Protection and Permanency

Children involved in hotline reports	440
Children with substantiated abuse or neglect ⁴	51
Children with family assessments ⁴	222
Average monthly children in foster care	42
Children adopted	0
Total Children's Services expenditures ⁵	\$0.7 mil
Average monthly children receiving subsidized child care	142
Child care expenditures	\$0.4 mil

Youth Services

Youths Committed ⁶	11
Average monthly youths in DYS custody	20

Notes

1. Does not include Women's Health Services
2. Medicare Buy-In premiums are reported at the statewide level, but not at the county level
3. Includes Transitional Employment Benefit (TEB) cases
4. Children based on completed investigations/assessments
5. Excludes all Child Care payments; Performance Based Contractor payments included only at the statewide level
6. Does not include seven (7) dual jurisdiction cases statewide



Quick Facts about DSS in Lawrence

MO HealthNet¹

Number of people enrolled for MO HealthNet services	6,701
MO HealthNet dollars spent in state fiscal year 2012 ²	\$42.6 mil
Estimated federal portion of MO HealthNet dollars spent	\$27.3 mil
MO HealthNet dollars for inpatient hospital services	\$5.1 mil
MO HealthNet dollars for physician services	\$4.8 mil
MO HealthNet dollars for nursing home services	\$6.1 mil
MO HealthNet dollars for pharmacy services	\$7.9 mil
MO HealthNet dollars for managed care payments	\$9,561

Family Support

Child support collections (IV-D and non-IV-D)	\$6.0 mil
Average monthly temporary assistance families ³	279
Total temporary assistance payments ³	\$0.8 mil
Average monthly food stamp benefit recipients	6,568
Total food stamp benefits received	\$9.5 mil

Child Protection and Permanency

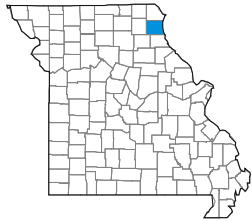
Children involved in hotline reports	723
Children with substantiated abuse or neglect ⁴	59
Children with family assessments ⁴	377
Average monthly children in foster care	89
Children adopted	9
Total Children's Services expenditures ⁵	\$1.7 mil
Average monthly children receiving subsidized child care	126
Child care expenditures	\$0.2 mil

Youth Services

Youths Committed ⁶	5
Average monthly youths in DYS custody	7

Notes

1. Does not include Women's Health Services
2. Medicare Buy-In premiums are reported at the statewide level, but not at the county level
3. Includes Transitional Employment Benefit (TEB) cases
4. Children based on completed investigations/assessments
5. Excludes all Child Care payments; Performance Based Contractor payments included only at the statewide level
6. Does not include seven (7) dual jurisdiction cases statewide



Quick Facts about DSS in Lewis

MO HealthNet¹

Number of people enrolled for MO HealthNet services	1,335
MO HealthNet dollars spent in state fiscal year 2012 ²	\$11.0 mil
Estimated federal portion of MO HealthNet dollars spent	\$7.0 mil
MO HealthNet dollars for inpatient hospital services	\$1.2 mil
MO HealthNet dollars for physician services	\$1.3 mil
MO HealthNet dollars for nursing home services	\$4.4 mil
MO HealthNet dollars for pharmacy services	\$1.3 mil
MO HealthNet dollars for managed care payments	\$9,167

Family Support

Child support collections (IV-D and non-IV-D)	\$1.6 mil
Average monthly temporary assistance families ³	39
Total temporary assistance payments ³	\$0.1 mil
Average monthly food stamp benefit recipients	1,146
Total food stamp benefits received	\$1.5 mil

Child Protection and Permanency

Children involved in hotline reports	148
Children with substantiated abuse or neglect ⁴	14
Children with family assessments ⁴	82
Average monthly children in foster care	32
Children adopted	0
Total Children's Services expenditures ⁵	\$0.7 mil
Average monthly children receiving subsidized child care	33
Child care expenditures	\$77,354

Youth Services

Youths Committed ⁶	1
Average monthly youths in DYS custody	1

Notes

1. Does not include Women's Health Services
2. Medicare Buy-In premiums are reported at the statewide level, but not at the county level
3. Includes Transitional Employment Benefit (TEB) cases
4. Children based on completed investigations/assessments
5. Excludes all Child Care payments; Performance Based Contractor payments included only at the statewide level
6. Does not include seven (7) dual jurisdiction cases statewide



Quick Facts about DSS in Lincoln

MO HealthNet¹

Number of people enrolled for MO HealthNet services	7,732
MO HealthNet dollars spent in state fiscal year 2012 ²	\$54.0 mil
Estimated federal portion of MO HealthNet dollars spent	\$34.6 mil
MO HealthNet dollars for inpatient hospital services	\$5.2 mil
MO HealthNet dollars for physician services	\$3.6 mil
MO HealthNet dollars for nursing home services	\$5.8 mil
MO HealthNet dollars for pharmacy services	\$10.2 mil
MO HealthNet dollars for managed care payments	\$12.7 mil

Family Support

Child support collections (IV-D and non-IV-D)	\$7.0 mil
Average monthly temporary assistance families ³	369
Total temporary assistance payments ³	\$1.1 mil
Average monthly food stamp benefit recipients	8,432
Total food stamp benefits received	\$13.1 mil

Child Protection and Permanency

Children involved in hotline reports	998
Children with substantiated abuse or neglect ⁴	76
Children with family assessments ⁴	447
Average monthly children in foster care	93
Children adopted	5
Total Children's Services expenditures ⁵	\$1.7 mil
Average monthly children receiving subsidized child care	137
Child care expenditures	\$0.4 mil

Youth Services

Youths Committed ⁶	11
Average monthly youths in DYS custody	16

Notes

1. Does not include Women's Health Services
2. Medicare Buy-In premiums are reported at the statewide level, but not at the county level
3. Includes Transitional Employment Benefit (TEB) cases
4. Children based on completed investigations/assessments
5. Excludes all Child Care payments; Performance Based Contractor payments included only at the statewide level
6. Does not include seven (7) dual jurisdiction cases statewide



Quick Facts about DSS in Linn

MO HealthNet¹

Number of people enrolled for MO HealthNet services	2,135
MO HealthNet dollars spent in state fiscal year 2012 ²	\$15.4 mil
Estimated federal portion of MO HealthNet dollars spent	\$9.8 mil
MO HealthNet dollars for inpatient hospital services	\$0.9 mil
MO HealthNet dollars for physician services	\$1.0 mil
MO HealthNet dollars for nursing home services	\$4.2 mil
MO HealthNet dollars for pharmacy services	\$2.0 mil
MO HealthNet dollars for managed care payments	\$3.3 mil

Family Support

Child support collections (IV-D and non-IV-D)	\$2.6 mil
Average monthly temporary assistance families ³	72
Total temporary assistance payments ³	\$0.2 mil
Average monthly food stamp benefit recipients	2,009
Total food stamp benefits received	\$2.7 mil

Child Protection and Permanency

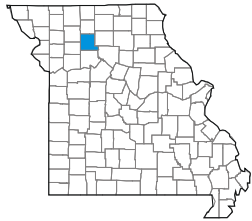
Children involved in hotline reports	273
Children with substantiated abuse or neglect ⁴	31
Children with family assessments ⁴	147
Average monthly children in foster care	40
Children adopted	5
Total Children's Services expenditures ⁵	\$0.7 mil
Average monthly children receiving subsidized child care	26
Child care expenditures	\$55,734

Youth Services

Youths Committed ⁶	1
Average monthly youths in DYS custody	3

Notes

1. Does not include Women's Health Services
2. Medicare Buy-In premiums are reported at the statewide level, but not at the county level
3. Includes Transitional Employment Benefit (TEB) cases
4. Children based on completed investigations/assessments
5. Excludes all Child Care payments; Performance Based Contractor payments included only at the statewide level
6. Does not include seven (7) dual jurisdiction cases statewide



Quick Facts about DSS in Livingston

MO HealthNet¹

Number of people enrolled for MO HealthNet services	2,177
MO HealthNet dollars spent in state fiscal year 2012 ²	\$23.0 mil
Estimated federal portion of MO HealthNet dollars spent	\$14.7 mil
MO HealthNet dollars for inpatient hospital services	\$3.0 mil
MO HealthNet dollars for physician services	\$1.5 mil
MO HealthNet dollars for nursing home services	\$8.5 mil
MO HealthNet dollars for pharmacy services	\$2.7 mil
MO HealthNet dollars for managed care payments	\$10,754

Family Support

Child support collections (IV-D and non-IV-D)	\$2.9 mil
Average monthly temporary assistance families ³	75
Total temporary assistance payments ³	\$0.2 mil
Average monthly food stamp benefit recipients	1,931
Total food stamp benefits received	\$2.7 mil

Child Protection and Permanency

Children involved in hotline reports	226
Children with substantiated abuse or neglect ⁴	20
Children with family assessments ⁴	99
Average monthly children in foster care	29
Children adopted	2
Total Children's Services expenditures ⁵	\$0.5 mil
Average monthly children receiving subsidized child care	64
Child care expenditures	\$0.1 mil

Youth Services

Youths Committed ⁶	6
Average monthly youths in DYS custody	12

Notes

1. Does not include Women's Health Services
2. Medicare Buy-In premiums are reported at the statewide level, but not at the county level
3. Includes Transitional Employment Benefit (TEB) cases
4. Children based on completed investigations/assessments
5. Excludes all Child Care payments; Performance Based Contractor payments included only at the statewide level
6. Does not include seven (7) dual jurisdiction cases statewide



Quick Facts about DSS in Macon

MO HealthNet¹

Number of people enrolled for MO HealthNet services	2,457
MO HealthNet dollars spent in state fiscal year 2012 ²	\$21.4 mil
Estimated federal portion of MO HealthNet dollars spent	\$13.7 mil
MO HealthNet dollars for inpatient hospital services	\$1.1 mil
MO HealthNet dollars for physician services	\$1.2 mil
MO HealthNet dollars for nursing home services	\$5.7 mil
MO HealthNet dollars for pharmacy services	\$3.8 mil
MO HealthNet dollars for managed care payments	\$3.7 mil

Family Support

Child support collections (IV-D and non-IV-D)	\$2.8 mil
Average monthly temporary assistance families ³	76
Total temporary assistance payments ³	\$0.2 mil
Average monthly food stamp benefit recipients	2,286
Total food stamp benefits received	\$3.2 mil

Child Protection and Permanency

Children involved in hotline reports	219
Children with substantiated abuse or neglect ⁴	16
Children with family assessments ⁴	81
Average monthly children in foster care	52
Children adopted	5
Total Children's Services expenditures ⁵	\$0.9 mil
Average monthly children receiving subsidized child care	47
Child care expenditures	\$85,156

Youth Services

Youths Committed ⁶	4
Average monthly youths in DYS custody	7

Notes

1. Does not include Women's Health Services
2. Medicare Buy-In premiums are reported at the statewide level, but not at the county level
3. Includes Transitional Employment Benefit (TEB) cases
4. Children based on completed investigations/assessments
5. Excludes all Child Care payments; Performance Based Contractor payments included only at the statewide level
6. Does not include seven (7) dual jurisdiction cases statewide



Quick Facts about DSS in Madison

MO HealthNet¹

Number of people enrolled for MO HealthNet services	2,782
MO HealthNet dollars spent in state fiscal year 2012 ²	\$25.6 mil
Estimated federal portion of MO HealthNet dollars spent	\$16.4 mil
MO HealthNet dollars for inpatient hospital services	\$1.2 mil
MO HealthNet dollars for physician services	\$1.4 mil
MO HealthNet dollars for nursing home services	\$2.8 mil
MO HealthNet dollars for pharmacy services	\$4.2 mil
MO HealthNet dollars for managed care payments	\$4.0 mil

Family Support

Child support collections (IV-D and non-IV-D)	\$2.1 mil
Average monthly temporary assistance families ³	137
Total temporary assistance payments ³	\$0.4 mil
Average monthly food stamp benefit recipients	2,919
Total food stamp benefits received	\$4.1 mil

Child Protection and Permanency

Children involved in hotline reports	303
Children with substantiated abuse or neglect ⁴	34
Children with family assessments ⁴	126
Average monthly children in foster care	35
Children adopted	0
Total Children's Services expenditures ⁵	\$0.7 mil
Average monthly children receiving subsidized child care	140
Child care expenditures	\$0.3 mil

Youth Services

Youths Committed ⁶	4
Average monthly youths in DYS custody	10

Notes

1. Does not include Women's Health Services
2. Medicare Buy-In premiums are reported at the statewide level, but not at the county level
3. Includes Transitional Employment Benefit (TEB) cases
4. Children based on completed investigations/assessments
5. Excludes all Child Care payments; Performance Based Contractor payments included only at the statewide level
6. Does not include seven (7) dual jurisdiction cases statewide



Quick Facts about DSS in Maries

MO HealthNet¹

Number of people enrolled for MO HealthNet services	1,257
MO HealthNet dollars spent in state fiscal year 2012 ²	\$11.2 mil
Estimated federal portion of MO HealthNet dollars spent	\$7.2 mil
MO HealthNet dollars for inpatient hospital services	\$0.7 mil
MO HealthNet dollars for physician services	\$0.8 mil
MO HealthNet dollars for nursing home services	\$2.3 mil
MO HealthNet dollars for pharmacy services	\$3.0 mil
MO HealthNet dollars for managed care payments	\$1.9 mil

Family Support

Child support collections (IV-D and non-IV-D)	\$1.1 mil
Average monthly temporary assistance families ³	37
Total temporary assistance payments ³	\$0.1 mil
Average monthly food stamp benefit recipients	1,175
Total food stamp benefits received	\$1.7 mil

Child Protection and Permanency

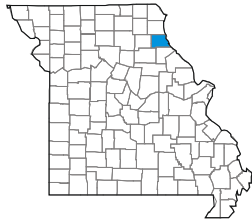
Children involved in hotline reports	116
Children with substantiated abuse or neglect ⁴	6
Children with family assessments ⁴	55
Average monthly children in foster care	4
Children adopted	1
Total Children's Services expenditures ⁵	\$66,785
Average monthly children receiving subsidized child care	13
Child care expenditures	\$22,290

Youth Services

Youths Committed ⁶	0
Average monthly youths in DYS custody	3

Notes

1. Does not include Women's Health Services
2. Medicare Buy-In premiums are reported at the statewide level, but not at the county level
3. Includes Transitional Employment Benefit (TEB) cases
4. Children based on completed investigations/assessments
5. Excludes all Child Care payments; Performance Based Contractor payments included only at the statewide level
6. Does not include seven (7) dual jurisdiction cases statewide



Quick Facts about DSS in Marion

MO HealthNet¹

Number of people enrolled for MO HealthNet services	5,879
MO HealthNet dollars spent in state fiscal year 2012 ²	\$63.5 mil
Estimated federal portion of MO HealthNet dollars spent	\$40.6 mil
MO HealthNet dollars for inpatient hospital services	\$3.4 mil
MO HealthNet dollars for physician services	\$3.5 mil
MO HealthNet dollars for nursing home services	\$14.4 mil
MO HealthNet dollars for pharmacy services	\$10.3 mil
MO HealthNet dollars for managed care payments	\$8.5 mil

Family Support

Child support collections (IV-D and non-IV-D)	\$5.9 mil
Average monthly temporary assistance families ³	257
Total temporary assistance payments ³	\$0.7 mil
Average monthly food stamp benefit recipients	5,419
Total food stamp benefits received	\$7.9 mil

Child Protection and Permanency

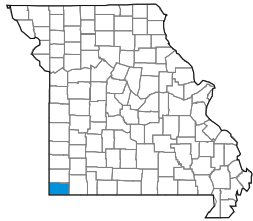
Children involved in hotline reports	637
Children with substantiated abuse or neglect ⁴	87
Children with family assessments ⁴	336
Average monthly children in foster care	70
Children adopted	10
Total Children's Services expenditures ⁵	\$1.0 mil
Average monthly children receiving subsidized child care	180
Child care expenditures	\$0.4 mil

Youth Services

Youths Committed ⁶	6
Average monthly youths in DYS custody	18

Notes

1. Does not include Women's Health Services
2. Medicare Buy-In premiums are reported at the statewide level, but not at the county level
3. Includes Transitional Employment Benefit (TEB) cases
4. Children based on completed investigations/assessments
5. Excludes all Child Care payments; Performance Based Contractor payments included only at the statewide level
6. Does not include seven (7) dual jurisdiction cases statewide



Quick Facts about DSS in McDonald

SFY-2012

MO HealthNet¹

Number of people enrolled for MO HealthNet services	4,748
MO HealthNet dollars spent in state fiscal year 2012 ²	\$21.8 mil
Estimated federal portion of MO HealthNet dollars spent	\$14.0 mil
MO HealthNet dollars for inpatient hospital services	\$3.3 mil
MO HealthNet dollars for physician services	\$3.0 mil
MO HealthNet dollars for nursing home services	\$2.8 mil
MO HealthNet dollars for pharmacy services	\$4.2 mil
MO HealthNet dollars for managed care payments	\$4,383

Family Support

Child support collections (IV-D and non-IV-D)	\$3.5 mil
Average monthly temporary assistance families ³	174
Total temporary assistance payments ³	\$0.5 mil
Average monthly food stamp benefit recipients	4,673
Total food stamp benefits received	\$6.8 mil

Child Protection and Permanency

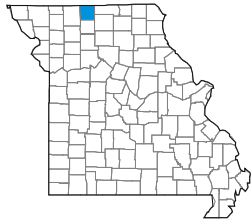
Children involved in hotline reports	438
Children with substantiated abuse or neglect ⁴	25
Children with family assessments ⁴	176
Average monthly children in foster care	81
Children adopted	0
Total Children's Services expenditures ⁵	\$0.9 mil
Average monthly children receiving subsidized child care	61
Child care expenditures	\$0.1 mil

Youth Services

Youths Committed ⁶	13
Average monthly youths in DYS custody	12

Notes

1. Does not include Women's Health Services
2. Medicare Buy-In premiums are reported at the statewide level, but not at the county level
3. Includes Transitional Employment Benefit (TEB) cases
4. Children based on completed investigations/assessments
5. Excludes all Child Care payments; Performance Based Contractor payments included only at the statewide level
6. Does not include seven (7) dual jurisdiction cases statewide



Quick Facts about DSS in Mercer

SFY-2012

MO HealthNet¹

Number of people enrolled for MO HealthNet services	537
MO HealthNet dollars spent in state fiscal year 2012 ²	\$3.2 mil
Estimated federal portion of MO HealthNet dollars spent	\$2.0 mil
MO HealthNet dollars for inpatient hospital services	\$0.3 mil
MO HealthNet dollars for physician services	\$0.3 mil
MO HealthNet dollars for nursing home services	\$0.7 mil
MO HealthNet dollars for pharmacy services	\$0.6 mil
MO HealthNet dollars for managed care payments	\$1,653

Family Support

Child support collections (IV-D and non-IV-D)	\$0.4 mil
Average monthly temporary assistance families ³	15
Total temporary assistance payments ³	\$38,496
Average monthly food stamp benefit recipients	468
Total food stamp benefits received	\$0.6 mil

Child Protection and Permanency

Children involved in hotline reports	21
Children with substantiated abuse or neglect ⁴	3
Children with family assessments ⁴	9
Average monthly children in foster care	5
Children adopted	0
Total Children's Services expenditures ⁵	\$26,176
Average monthly children receiving subsidized child care	0
Child care expenditures	\$0

Youth Services

Youths Committed ⁶	0
Average monthly youths in DYS custody	0

Notes

1. Does not include Women's Health Services
2. Medicare Buy-In premiums are reported at the statewide level, but not at the county level
3. Includes Transitional Employment Benefit (TEB) cases
4. Children based on completed investigations/assessments
5. Excludes all Child Care payments; Performance Based Contractor payments included only at the statewide level
6. Does not include seven (7) dual jurisdiction cases statewide



Quick Facts about DSS in Miller

MO HealthNet¹

Number of people enrolled for MO HealthNet services	4,860
MO HealthNet dollars spent in state fiscal year 2012 ²	\$31.9 mil
Estimated federal portion of MO HealthNet dollars spent	\$20.5 mil
MO HealthNet dollars for inpatient hospital services	\$2.7 mil
MO HealthNet dollars for physician services	\$2.5 mil
MO HealthNet dollars for nursing home services	\$5.4 mil
MO HealthNet dollars for pharmacy services	\$6.3 mil
MO HealthNet dollars for managed care payments	\$7.9 mil

Family Support

Child support collections (IV-D and non-IV-D)	\$3.0 mil
Average monthly temporary assistance families ³	195
Total temporary assistance payments ³	\$0.5 mil
Average monthly food stamp benefit recipients	5,131
Total food stamp benefits received	\$7.4 mil

Child Protection and Permanency

Children involved in hotline reports	553
Children with substantiated abuse or neglect ⁴	36
Children with family assessments ⁴	253
Average monthly children in foster care	97
Children adopted	37
Total Children's Services expenditures ⁵	\$1.7 mil
Average monthly children receiving subsidized child care	45
Child care expenditures	\$85,556

Youth Services

Youths Committed ⁶	6
Average monthly youths in DYS custody	5

Notes

1. Does not include Women's Health Services
2. Medicare Buy-In premiums are reported at the statewide level, but not at the county level
3. Includes Transitional Employment Benefit (TEB) cases
4. Children based on completed investigations/assessments
5. Excludes all Child Care payments; Performance Based Contractor payments included only at the statewide level
6. Does not include seven (7) dual jurisdiction cases statewide



Quick Facts about DSS in Mississippi

MO HealthNet¹

Number of people enrolled for MO HealthNet services	3,957
MO HealthNet dollars spent in state fiscal year 2012 ²	\$27.6 mil
Estimated federal portion of MO HealthNet dollars spent	\$17.7 mil
MO HealthNet dollars for inpatient hospital services	\$2.4 mil
MO HealthNet dollars for physician services	\$3.5 mil
MO HealthNet dollars for nursing home services	\$2.9 mil
MO HealthNet dollars for pharmacy services	\$5.2 mil
MO HealthNet dollars for managed care payments	\$7,817

Family Support

Child support collections (IV-D and non-IV-D)	\$2.9 mil
Average monthly temporary assistance families ³	212
Total temporary assistance payments ³	\$0.5 mil
Average monthly food stamp benefit recipients	4,121
Total food stamp benefits received	\$5.9 mil

Child Protection and Permanency

Children involved in hotline reports	341
Children with substantiated abuse or neglect ⁴	21
Children with family assessments ⁴	112
Average monthly children in foster care	19
Children adopted	0
Total Children's Services expenditures ⁵	\$92,020
Average monthly children receiving subsidized child care	187
Child care expenditures	\$0.4 mil

Youth Services

Youths Committed ⁶	9
Average monthly youths in DYS custody	27

Notes

1. Does not include Women's Health Services
2. Medicare Buy-In premiums are reported at the statewide level, but not at the county level
3. Includes Transitional Employment Benefit (TEB) cases
4. Children based on completed investigations/assessments
5. Excludes all Child Care payments; Performance Based Contractor payments included only at the statewide level
6. Does not include seven (7) dual jurisdiction cases statewide



Quick Facts about DSS in Moniteau

MO HealthNet¹

Number of people enrolled for MO HealthNet services	1,823
MO HealthNet dollars spent in state fiscal year 2012 ²	\$12.0 mil
Estimated federal portion of MO HealthNet dollars spent	\$7.7 mil
MO HealthNet dollars for inpatient hospital services	\$0.4 mil
MO HealthNet dollars for physician services	\$0.7 mil
MO HealthNet dollars for nursing home services	\$2.6 mil
MO HealthNet dollars for pharmacy services	\$2.0 mil
MO HealthNet dollars for managed care payments	\$3.0 mil

Family Support

Child support collections (IV-D and non-IV-D)	\$1.8 mil
Average monthly temporary assistance families ³	55
Total temporary assistance payments ³	\$0.2 mil
Average monthly food stamp benefit recipients	1,772
Total food stamp benefits received	\$2.5 mil

Child Protection and Permanency

Children involved in hotline reports	233
Children with substantiated abuse or neglect ⁴	32
Children with family assessments ⁴	102
Average monthly children in foster care	20
Children adopted	0
Total Children's Services expenditures ⁵	\$0.2 mil
Average monthly children receiving subsidized child care	94
Child care expenditures	\$0.2 mil

Youth Services

Youths Committed ⁶	0
Average monthly youths in DYS custody	1

Notes

1. Does not include Women's Health Services
2. Medicare Buy-In premiums are reported at the statewide level, but not at the county level
3. Includes Transitional Employment Benefit (TEB) cases
4. Children based on completed investigations/assessments
5. Excludes all Child Care payments; Performance Based Contractor payments included only at the statewide level
6. Does not include seven (7) dual jurisdiction cases statewide



Quick Facts about DSS in Monroe

MO HealthNet¹

Number of people enrolled for MO HealthNet services	1,284
MO HealthNet dollars spent in state fiscal year 2012 ²	\$9.8 mil
Estimated federal portion of MO HealthNet dollars spent	\$6.2 mil
MO HealthNet dollars for inpatient hospital services	\$0.7 mil
MO HealthNet dollars for physician services	\$0.8 mil
MO HealthNet dollars for nursing home services	\$1.4 mil
MO HealthNet dollars for pharmacy services	\$1.6 mil
MO HealthNet dollars for managed care payments	\$1.9 mil

Family Support

Child support collections (IV-D and non-IV-D)	\$1.2 mil
Average monthly temporary assistance families ³	45
Total temporary assistance payments ³	\$0.1 mil
Average monthly food stamp benefit recipients	1,069
Total food stamp benefits received	\$1.5 mil

Child Protection and Permanency

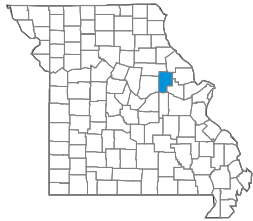
Children involved in hotline reports	143
Children with substantiated abuse or neglect ⁴	24
Children with family assessments ⁴	59
Average monthly children in foster care	8
Children adopted	0
Total Children's Services expenditures ⁵	\$96,146
Average monthly children receiving subsidized child care	35
Child care expenditures	\$60,320

Youth Services

Youths Committed ⁶	5
Average monthly youths in DYS custody	8

Notes

1. Does not include Women's Health Services
2. Medicare Buy-In premiums are reported at the statewide level, but not at the county level
3. Includes Transitional Employment Benefit (TEB) cases
4. Children based on completed investigations/assessments
5. Excludes all Child Care payments; Performance Based Contractor payments included only at the statewide level
6. Does not include seven (7) dual jurisdiction cases statewide



Quick Facts about DSS in Montgomery

MO HealthNet¹

Number of people enrolled for MO HealthNet services	2,270
MO HealthNet dollars spent in state fiscal year 2012 ²	\$17.0 mil
Estimated federal portion of MO HealthNet dollars spent	\$10.9 mil
MO HealthNet dollars for inpatient hospital services	\$0.7 mil
MO HealthNet dollars for physician services	\$1.2 mil
MO HealthNet dollars for nursing home services	\$4.7 mil
MO HealthNet dollars for pharmacy services	\$2.7 mil
MO HealthNet dollars for managed care payments	\$3.6 mil

Family Support

Child support collections (IV-D and non-IV-D)	\$1.7 mil
Average monthly temporary assistance families ³	89
Total temporary assistance payments ³	\$0.3 mil
Average monthly food stamp benefit recipients	2,082
Total food stamp benefits received	\$3.0 mil

Child Protection and Permanency

Children involved in hotline reports	199
Children with substantiated abuse or neglect ⁴	11
Children with family assessments ⁴	110
Average monthly children in foster care	45
Children adopted	3
Total Children's Services expenditures ⁵	\$0.6 mil
Average monthly children receiving subsidized child care	20
Child care expenditures	\$34,738

Youth Services

Youths Committed ⁶	3
Average monthly youths in DYS custody	4

Notes

1. Does not include Women's Health Services
2. Medicare Buy-In premiums are reported at the statewide level, but not at the county level
3. Includes Transitional Employment Benefit (TEB) cases
4. Children based on completed investigations/assessments
5. Excludes all Child Care payments; Performance Based Contractor payments included only at the statewide level
6. Does not include seven (7) dual jurisdiction cases statewide



Quick Facts about DSS in Morgan

MO HealthNet¹

Number of people enrolled for MO HealthNet services	3,829
MO HealthNet dollars spent in state fiscal year 2012 ²	\$24.5 mil
Estimated federal portion of MO HealthNet dollars spent	\$15.7 mil
MO HealthNet dollars for inpatient hospital services	\$1.7 mil
MO HealthNet dollars for physician services	\$2.0 mil
MO HealthNet dollars for nursing home services	\$4.1 mil
MO HealthNet dollars for pharmacy services	\$3.8 mil
MO HealthNet dollars for managed care payments	\$5.9 mil

Family Support

Child support collections (IV-D and non-IV-D)	\$2.2 mil
Average monthly temporary assistance families ³	158
Total temporary assistance payments ³	\$0.4 mil
Average monthly food stamp benefit recipients	3,781
Total food stamp benefits received	\$5.5 mil

Child Protection and Permanency

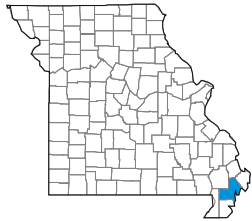
Children involved in hotline reports	383
Children with substantiated abuse or neglect ⁴	46
Children with family assessments ⁴	172
Average monthly children in foster care	35
Children adopted	0
Total Children's Services expenditures ⁵	\$0.2 mil
Average monthly children receiving subsidized child care	21
Child care expenditures	\$33,018

Youth Services

Youths Committed ⁶	3
Average monthly youths in DYS custody	13

Notes

1. Does not include Women's Health Services
2. Medicare Buy-In premiums are reported at the statewide level, but not at the county level
3. Includes Transitional Employment Benefit (TEB) cases
4. Children based on completed investigations/assessments
5. Excludes all Child Care payments; Performance Based Contractor payments included only at the statewide level
6. Does not include seven (7) dual jurisdiction cases statewide



Quick Facts about DSS in New Madrid

MO HealthNet¹

Number of people enrolled for MO HealthNet services	5,108
MO HealthNet dollars spent in state fiscal year 2012 ²	\$45.3 mil
Estimated federal portion of MO HealthNet dollars spent	\$29.0 mil
MO HealthNet dollars for inpatient hospital services	\$4.5 mil
MO HealthNet dollars for physician services	\$5.3 mil
MO HealthNet dollars for nursing home services	\$8.7 mil
MO HealthNet dollars for pharmacy services	\$7.9 mil
MO HealthNet dollars for managed care payments	\$5,718

Family Support

Child support collections (IV-D and non-IV-D)	\$4.3 mil
Average monthly temporary assistance families ³	244
Total temporary assistance payments ³	\$0.6 mil
Average monthly food stamp benefit recipients	5,069
Total food stamp benefits received	\$7.2 mil

Child Protection and Permanency

Children involved in hotline reports	376
Children with substantiated abuse or neglect ⁴	54
Children with family assessments ⁴	158
Average monthly children in foster care	51
Children adopted	8
Total Children's Services expenditures ⁵	\$0.8 mil
Average monthly children receiving subsidized child care	188
Child care expenditures	\$0.4 mil

Youth Services

Youths Committed ⁶	2
Average monthly youths in DYS custody	1

Notes

1. Does not include Women's Health Services
2. Medicare Buy-In premiums are reported at the statewide level, but not at the county level
3. Includes Transitional Employment Benefit (TEB) cases
4. Children based on completed investigations/assessments
5. Excludes all Child Care payments; Performance Based Contractor payments included only at the statewide level
6. Does not include seven (7) dual jurisdiction cases statewide



Quick Facts about DSS in Newton

MO HealthNet¹

Number of people enrolled for MO HealthNet services	9,723
MO HealthNet dollars spent in state fiscal year 2012 ²	\$57.3 mil
Estimated federal portion of MO HealthNet dollars spent	\$36.7 mil
MO HealthNet dollars for inpatient hospital services	\$7.4 mil
MO HealthNet dollars for physician services	\$6.3 mil
MO HealthNet dollars for nursing home services	\$10.5 mil
MO HealthNet dollars for pharmacy services	\$11.0 mil
MO HealthNet dollars for managed care payments	\$12,300

Family Support

Child support collections (IV-D and non-IV-D)	\$8.2 mil
Average monthly temporary assistance families ³	288
Total temporary assistance payments ³	\$0.8 mil
Average monthly food stamp benefit recipients	8,887
Total food stamp benefits received	\$12.9 mil

Child Protection and Permanency

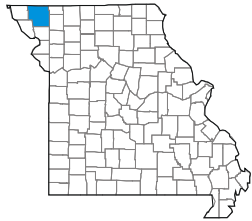
Children involved in hotline reports	937
Children with substantiated abuse or neglect ⁴	52
Children with family assessments ⁴	389
Average monthly children in foster care	200
Children adopted	46
Total Children's Services expenditures ⁵	\$3.3 mil
Average monthly children receiving subsidized child care	256
Child care expenditures	\$0.7 mil

Youth Services

Youths Committed ⁶	27
Average monthly youths in DYS custody	41

Notes

1. Does not include Women's Health Services
2. Medicare Buy-In premiums are reported at the statewide level, but not at the county level
3. Includes Transitional Employment Benefit (TEB) cases
4. Children based on completed investigations/assessments
5. Excludes all Child Care payments; Performance Based Contractor payments included only at the statewide level
6. Does not include seven (7) dual jurisdiction cases statewide



Quick Facts about DSS in Nodaway

MO HealthNet¹

Number of people enrolled for MO HealthNet services	1,836
MO HealthNet dollars spent in state fiscal year 2012 ²	\$15.3 mil
Estimated federal portion of MO HealthNet dollars spent	\$9.8 mil
MO HealthNet dollars for inpatient hospital services	\$1.5 mil
MO HealthNet dollars for physician services	\$1.4 mil
MO HealthNet dollars for nursing home services	\$3.6 mil
MO HealthNet dollars for pharmacy services	\$2.0 mil
MO HealthNet dollars for managed care payments	\$9,962

Family Support

Child support collections (IV-D and non-IV-D)	\$2.9 mil
Average monthly temporary assistance families ³	49
Total temporary assistance payments ³	\$0.1 mil
Average monthly food stamp benefit recipients	1,523
Total food stamp benefits received	\$2.1 mil

Child Protection and Permanency

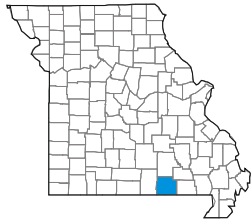
Children involved in hotline reports	211
Children with substantiated abuse or neglect ⁴	9
Children with family assessments ⁴	112
Average monthly children in foster care	35
Children adopted	2
Total Children's Services expenditures ⁵	\$0.7 mil
Average monthly children receiving subsidized child care	30
Child care expenditures	\$50,795

Youth Services

Youths Committed ⁶	2
Average monthly youths in DYS custody	4

Notes

1. Does not include Women's Health Services
2. Medicare Buy-In premiums are reported at the statewide level, but not at the county level
3. Includes Transitional Employment Benefit (TEB) cases
4. Children based on completed investigations/assessments
5. Excludes all Child Care payments; Performance Based Contractor payments included only at the statewide level
6. Does not include seven (7) dual jurisdiction cases statewide



Quick Facts about DSS in Oregon

MO HealthNet¹

Number of people enrolled for MO HealthNet services	2,907
MO HealthNet dollars spent in state fiscal year 2012 ²	\$24.0 mil
Estimated federal portion of MO HealthNet dollars spent	\$15.4 mil
MO HealthNet dollars for inpatient hospital services	\$2.0 mil
MO HealthNet dollars for physician services	\$2.9 mil
MO HealthNet dollars for nursing home services	\$2.0 mil
MO HealthNet dollars for pharmacy services	\$4.3 mil
MO HealthNet dollars for managed care payments	\$5,403

Family Support

Child support collections (IV-D and non-IV-D)	\$1.1 mil
Average monthly temporary assistance families ³	112
Total temporary assistance payments ³	\$0.3 mil
Average monthly food stamp benefit recipients	2,764
Total food stamp benefits received	\$3.8 mil

Child Protection and Permanency

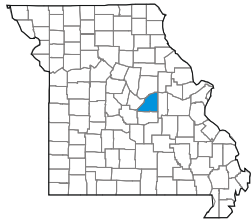
Children involved in hotline reports	235
Children with substantiated abuse or neglect ⁴	6
Children with family assessments ⁴	99
Average monthly children in foster care	21
Children adopted	7
Total Children's Services expenditures ⁵	\$0.8 mil
Average monthly children receiving subsidized child care	33
Child care expenditures	\$55,814

Youth Services

Youths Committed ⁶	0
Average monthly youths in DYS custody	0

Notes

1. Does not include Women's Health Services
2. Medicare Buy-In premiums are reported at the statewide level, but not at the county level
3. Includes Transitional Employment Benefit (TEB) cases
4. Children based on completed investigations/assessments
5. Excludes all Child Care payments; Performance Based Contractor payments included only at the statewide level
6. Does not include seven (7) dual jurisdiction cases statewide



Quick Facts about DSS in Osage

MO HealthNet¹

Number of people enrolled for MO HealthNet services	1,223
MO HealthNet dollars spent in state fiscal year 2012 ²	\$9.4 mil
Estimated federal portion of MO HealthNet dollars spent	\$6.0 mil
MO HealthNet dollars for inpatient hospital services	\$0.5 mil
MO HealthNet dollars for physician services	\$0.6 mil
MO HealthNet dollars for nursing home services	\$2.3 mil
MO HealthNet dollars for pharmacy services	\$1.4 mil
MO HealthNet dollars for managed care payments	\$1.9 mil

Family Support

Child support collections (IV-D and non-IV-D)	\$0.9 mil
Average monthly temporary assistance families ³	33
Total temporary assistance payments ³	\$93,132
Average monthly food stamp benefit recipients	1,144
Total food stamp benefits received	\$1.7 mil

Child Protection and Permanency

Children involved in hotline reports	132
Children with substantiated abuse or neglect ⁴	2
Children with family assessments ⁴	63
Average monthly children in foster care	7
Children adopted	0
Total Children's Services expenditures ⁵	\$85,469
Average monthly children receiving subsidized child care	50
Child care expenditures	\$0.1 mil

Youth Services

Youths Committed ⁶	0
Average monthly youths in DYS custody	1

Notes

1. Does not include Women's Health Services
2. Medicare Buy-In premiums are reported at the statewide level, but not at the county level
3. Includes Transitional Employment Benefit (TEB) cases
4. Children based on completed investigations/assessments
5. Excludes all Child Care payments; Performance Based Contractor payments included only at the statewide level
6. Does not include seven (7) dual jurisdiction cases statewide



Quick Facts about DSS in Ozark

MO HealthNet¹

Number of people enrolled for MO HealthNet services	1,929
MO HealthNet dollars spent in state fiscal year 2012 ²	\$19.0 mil
Estimated federal portion of MO HealthNet dollars spent	\$12.2 mil
MO HealthNet dollars for inpatient hospital services	\$1.1 mil
MO HealthNet dollars for physician services	\$1.8 mil
MO HealthNet dollars for nursing home services	\$9.8 mil
MO HealthNet dollars for pharmacy services	\$2.5 mil
MO HealthNet dollars for managed care payments	\$3,604

Family Support

Child support collections (IV-D and non-IV-D)	\$1.0 mil
Average monthly temporary assistance families ³	59
Total temporary assistance payments ³	\$0.2 mil
Average monthly food stamp benefit recipients	1,795
Total food stamp benefits received	\$2.5 mil

Child Protection and Permanency

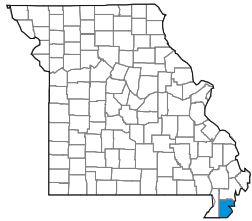
Children involved in hotline reports	162
Children with substantiated abuse or neglect ⁴	5
Children with family assessments ⁴	68
Average monthly children in foster care	11
Children adopted	0
Total Children's Services expenditures ⁵	\$0.1 mil
Average monthly children receiving subsidized child care	10
Child care expenditures	\$16,779

Youth Services

Youths Committed ⁶	0
Average monthly youths in DYS custody	1

Notes

1. Does not include Women's Health Services
2. Medicare Buy-In premiums are reported at the statewide level, but not at the county level
3. Includes Transitional Employment Benefit (TEB) cases
4. Children based on completed investigations/assessments
5. Excludes all Child Care payments; Performance Based Contractor payments included only at the statewide level
6. Does not include seven (7) dual jurisdiction cases statewide



Quick Facts about DSS in Pemiscot

MO HealthNet¹

Number of people enrolled for MO HealthNet services	6,636
MO HealthNet dollars spent in state fiscal year 2012 ²	\$53.7 mil
Estimated federal portion of MO HealthNet dollars spent	\$34.4 mil
MO HealthNet dollars for inpatient hospital services	\$5.9 mil
MO HealthNet dollars for physician services	\$7.1 mil
MO HealthNet dollars for nursing home services	\$4.2 mil
MO HealthNet dollars for pharmacy services	\$10.2 mil
MO HealthNet dollars for managed care payments	\$4,813

Family Support

Child support collections (IV-D and non-IV-D)	\$4.9 mil
Average monthly temporary assistance families ³	350
Total temporary assistance payments ³	\$0.9 mil
Average monthly food stamp benefit recipients	6,516
Total food stamp benefits received	\$9.4 mil

Child Protection and Permanency

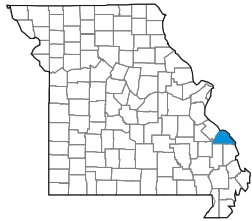
Children involved in hotline reports	589
Children with substantiated abuse or neglect ⁴	61
Children with family assessments ⁴	319
Average monthly children in foster care	54
Children adopted	2
Total Children's Services expenditures ⁵	\$0.6 mil
Average monthly children receiving subsidized child care	254
Child care expenditures	\$0.5 mil

Youth Services

Youths Committed ⁶	3
Average monthly youths in DYS custody	11

Notes

1. Does not include Women's Health Services
2. Medicare Buy-In premiums are reported at the statewide level, but not at the county level
3. Includes Transitional Employment Benefit (TEB) cases
4. Children based on completed investigations/assessments
5. Excludes all Child Care payments; Performance Based Contractor payments included only at the statewide level
6. Does not include seven (7) dual jurisdiction cases statewide



Quick Facts about DSS in Perry

MO HealthNet¹

Number of people enrolled for MO HealthNet services	2,592
MO HealthNet dollars spent in state fiscal year 2012 ²	\$21.8 mil
Estimated federal portion of MO HealthNet dollars spent	\$13.9 mil
MO HealthNet dollars for inpatient hospital services	\$1.3 mil
MO HealthNet dollars for physician services	\$1.1 mil
MO HealthNet dollars for nursing home services	\$3.1 mil
MO HealthNet dollars for pharmacy services	\$3.7 mil
MO HealthNet dollars for managed care payments	\$3.9 mil

Family Support

Child support collections (IV-D and non-IV-D)	\$3.9 mil
Average monthly temporary assistance families ³	107
Total temporary assistance payments ³	\$0.3 mil
Average monthly food stamp benefit recipients	2,514
Total food stamp benefits received	\$3.6 mil

Child Protection and Permanency

Children involved in hotline reports	258
Children with substantiated abuse or neglect ⁴	16
Children with family assessments ⁴	148
Average monthly children in foster care	20
Children adopted	0
Total Children's Services expenditures ⁵	\$0.2 mil
Average monthly children receiving subsidized child care	110
Child care expenditures	\$0.2 mil

Youth Services

Youths Committed ⁶	3
Average monthly youths in DYS custody	6

Notes

1. Does not include Women's Health Services
2. Medicare Buy-In premiums are reported at the statewide level, but not at the county level
3. Includes Transitional Employment Benefit (TEB) cases
4. Children based on completed investigations/assessments
5. Excludes all Child Care payments; Performance Based Contractor payments included only at the statewide level
6. Does not include seven (7) dual jurisdiction cases statewide



Quick Facts about DSS in Pettis

MO HealthNet¹

Number of people enrolled for MO HealthNet services	7,419
MO HealthNet dollars spent in state fiscal year 2012 ²	\$63.0 mil
Estimated federal portion of MO HealthNet dollars spent	\$40.3 mil
MO HealthNet dollars for inpatient hospital services	\$3.7 mil
MO HealthNet dollars for physician services	\$3.8 mil
MO HealthNet dollars for nursing home services	\$13.1 mil
MO HealthNet dollars for pharmacy services	\$10.2 mil
MO HealthNet dollars for managed care payments	\$11.5 mil

Family Support

Child support collections (IV-D and non-IV-D)	\$8.0 mil
Average monthly temporary assistance families ³	336
Total temporary assistance payments ³	\$0.9 mil
Average monthly food stamp benefit recipients	6,920
Total food stamp benefits received	\$10.4 mil

Child Protection and Permanency

Children involved in hotline reports	797
Children with substantiated abuse or neglect ⁴	53
Children with family assessments ⁴	333
Average monthly children in foster care	81
Children adopted	11
Total Children's Services expenditures ⁵	\$1.0 mil
Average monthly children receiving subsidized child care	163
Child care expenditures	\$0.4 mil

Youth Services

Youths Committed ⁶	13
Average monthly youths in DYS custody	23

Notes

1. Does not include Women's Health Services
2. Medicare Buy-In premiums are reported at the statewide level, but not at the county level
3. Includes Transitional Employment Benefit (TEB) cases
4. Children based on completed investigations/assessments
5. Excludes all Child Care payments; Performance Based Contractor payments included only at the statewide level
6. Does not include seven (7) dual jurisdiction cases statewide



Quick Facts about DSS in Phelps

MO HealthNet¹

Number of people enrolled for MO HealthNet services	7,279
MO HealthNet dollars spent in state fiscal year 2012 ²	\$60.6 mil
Estimated federal portion of MO HealthNet dollars spent	\$38.8 mil
MO HealthNet dollars for inpatient hospital services	\$3.8 mil
MO HealthNet dollars for physician services	\$3.5 mil
MO HealthNet dollars for nursing home services	\$4.1 mil
MO HealthNet dollars for pharmacy services	\$11.0 mil
MO HealthNet dollars for managed care payments	\$11.6 mil

Family Support

Child support collections (IV-D and non-IV-D)	\$5.5 mil
Average monthly temporary assistance families ³	324
Total temporary assistance payments ³	\$0.9 mil
Average monthly food stamp benefit recipients	6,760
Total food stamp benefits received	\$10.0 mil

Child Protection and Permanency

Children involved in hotline reports	798
Children with substantiated abuse or neglect ⁴	36
Children with family assessments ⁴	380
Average monthly children in foster care	88
Children adopted	14
Total Children's Services expenditures ⁵	\$1.3 mil
Average monthly children receiving subsidized child care	139
Child care expenditures	\$0.3 mil

Youth Services

Youths Committed ⁶	6
Average monthly youths in DYS custody	13

Notes

1. Does not include Women's Health Services
2. Medicare Buy-In premiums are reported at the statewide level, but not at the county level
3. Includes Transitional Employment Benefit (TEB) cases
4. Children based on completed investigations/assessments
5. Excludes all Child Care payments; Performance Based Contractor payments included only at the statewide level
6. Does not include seven (7) dual jurisdiction cases statewide



Quick Facts about DSS in Pike

MO HealthNet¹

Number of people enrolled for MO HealthNet services	2,818
MO HealthNet dollars spent in state fiscal year 2012 ²	\$24.3 mil
Estimated federal portion of MO HealthNet dollars spent	\$15.6 mil
MO HealthNet dollars for inpatient hospital services	\$1.1 mil
MO HealthNet dollars for physician services	\$1.5 mil
MO HealthNet dollars for nursing home services	\$3.3 mil
MO HealthNet dollars for pharmacy services	\$4.3 mil
MO HealthNet dollars for managed care payments	\$4.3 mil

Family Support

Child support collections (IV-D and non-IV-D)	\$3.9 mil
Average monthly temporary assistance families ³	103
Total temporary assistance payments ³	\$0.3 mil
Average monthly food stamp benefit recipients	2,532
Total food stamp benefits received	\$3.6 mil

Child Protection and Permanency

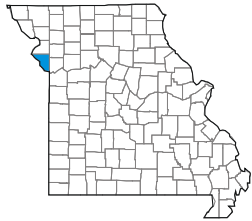
Children involved in hotline reports	303
Children with substantiated abuse or neglect ⁴	45
Children with family assessments ⁴	145
Average monthly children in foster care	49
Children adopted	4
Total Children's Services expenditures ⁵	\$0.7 mil
Average monthly children receiving subsidized child care	94
Child care expenditures	\$0.1 mil

Youth Services

Youths Committed ⁶	2
Average monthly youths in DYS custody	5

Notes

1. Does not include Women's Health Services
2. Medicare Buy-In premiums are reported at the statewide level, but not at the county level
3. Includes Transitional Employment Benefit (TEB) cases
4. Children based on completed investigations/assessments
5. Excludes all Child Care payments; Performance Based Contractor payments included only at the statewide level
6. Does not include seven (7) dual jurisdiction cases statewide



Quick Facts about DSS in Platte

MO HealthNet¹

Number of people enrolled for MO HealthNet services	5,953
MO HealthNet dollars spent in state fiscal year 2012 ²	\$43.0 mil
Estimated federal portion of MO HealthNet dollars spent	\$27.5 mil
MO HealthNet dollars for inpatient hospital services	\$3.2 mil
MO HealthNet dollars for physician services	\$1.9 mil
MO HealthNet dollars for nursing home services	\$6.2 mil
MO HealthNet dollars for pharmacy services	\$5.8 mil
MO HealthNet dollars for managed care payments	\$12.5 mil

Family Support

Child support collections (IV-D and non-IV-D)	\$13.2 mil
Average monthly temporary assistance families ³	294
Total temporary assistance payments ³	\$0.8 mil
Average monthly food stamp benefit recipients	6,160
Total food stamp benefits received	\$9.6 mil

Child Protection and Permanency

Children involved in hotline reports	718
Children with substantiated abuse or neglect ⁴	40
Children with family assessments ⁴	346
Average monthly children in foster care	28
Children adopted	0
Total Children's Services expenditures ⁵	\$0.4 mil
Average monthly children receiving subsidized child care	261
Child care expenditures	\$0.9 mil

Youth Services

Youths Committed ⁶	11
Average monthly youths in DYS custody	17

Notes

1. Does not include Women's Health Services
2. Medicare Buy-In premiums are reported at the statewide level, but not at the county level
3. Includes Transitional Employment Benefit (TEB) cases
4. Children based on completed investigations/assessments
5. Excludes all Child Care payments; Performance Based Contractor payments included only at the statewide level
6. Does not include seven (7) dual jurisdiction cases statewide



Quick Facts about DSS in Polk

MO HealthNet¹

Number of people enrolled for MO HealthNet services	6,101
MO HealthNet dollars spent in state fiscal year 2012 ²	\$55.6 mil
Estimated federal portion of MO HealthNet dollars spent	\$35.6 mil
MO HealthNet dollars for inpatient hospital services	\$2.8 mil
MO HealthNet dollars for physician services	\$3.4 mil
MO HealthNet dollars for nursing home services	\$7.2 mil
MO HealthNet dollars for pharmacy services	\$10.1 mil
MO HealthNet dollars for managed care payments	\$10.3 mil

Family Support

Child support collections (IV-D and non-IV-D)	\$4.1 mil
Average monthly temporary assistance families ³	245
Total temporary assistance payments ³	\$0.7 mil
Average monthly food stamp benefit recipients	6,250
Total food stamp benefits received	\$9.2 mil

Child Protection and Permanency

Children involved in hotline reports	738
Children with substantiated abuse or neglect ⁴	26
Children with family assessments ⁴	415
Average monthly children in foster care	94
Children adopted	37
Total Children's Services expenditures ⁵	\$2.1 mil
Average monthly children receiving subsidized child care	113
Child care expenditures	\$0.2 mil

Youth Services

Youths Committed ⁶	4
Average monthly youths in DYS custody	9

Notes

1. Does not include Women's Health Services
2. Medicare Buy-In premiums are reported at the statewide level, but not at the county level
3. Includes Transitional Employment Benefit (TEB) cases
4. Children based on completed investigations/assessments
5. Excludes all Child Care payments; Performance Based Contractor payments included only at the statewide level
6. Does not include seven (7) dual jurisdiction cases statewide



Quick Facts about DSS in Pulaski

MO HealthNet¹

Number of people enrolled for MO HealthNet services	5,208
MO HealthNet dollars spent in state fiscal year 2012 ²	\$37.7 mil
Estimated federal portion of MO HealthNet dollars spent	\$24.2 mil
MO HealthNet dollars for inpatient hospital services	\$3.2 mil
MO HealthNet dollars for physician services	\$2.4 mil
MO HealthNet dollars for nursing home services	\$4.7 mil
MO HealthNet dollars for pharmacy services	\$6.4 mil
MO HealthNet dollars for managed care payments	\$8.6 mil

Family Support

Child support collections (IV-D and non-IV-D)	\$7.1 mil
Average monthly temporary assistance families ³	227
Total temporary assistance payments ³	\$0.6 mil
Average monthly food stamp benefit recipients	5,536
Total food stamp benefits received	\$8.4 mil

Child Protection and Permanency

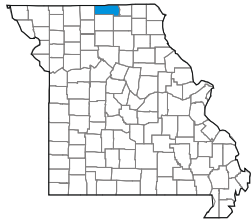
Children involved in hotline reports	792
Children with substantiated abuse or neglect ⁴	36
Children with family assessments ⁴	320
Average monthly children in foster care	84
Children adopted	8
Total Children's Services expenditures ⁵	\$1.0 mil
Average monthly children receiving subsidized child care	81
Child care expenditures	\$0.2 mil

Youth Services

Youths Committed ⁶	6
Average monthly youths in DYS custody	6

Notes

1. Does not include Women's Health Services
2. Medicare Buy-In premiums are reported at the statewide level, but not at the county level
3. Includes Transitional Employment Benefit (TEB) cases
4. Children based on completed investigations/assessments
5. Excludes all Child Care payments; Performance Based Contractor payments included only at the statewide level
6. Does not include seven (7) dual jurisdiction cases statewide



Quick Facts about DSS in Putnam

MO HealthNet¹

Number of people enrolled for MO HealthNet services	753
MO HealthNet dollars spent in state fiscal year 2012 ²	\$5.7 mil
Estimated federal portion of MO HealthNet dollars spent	\$3.7 mil
MO HealthNet dollars for inpatient hospital services	\$0.7 mil
MO HealthNet dollars for physician services	\$0.7 mil
MO HealthNet dollars for nursing home services	\$1.1 mil
MO HealthNet dollars for pharmacy services	\$1.0 mil
MO HealthNet dollars for managed care payments	\$1,904

Family Support

Child support collections (IV-D and non-IV-D)	\$0.6 mil
Average monthly temporary assistance families ³	20
Total temporary assistance payments ³	\$54,744
Average monthly food stamp benefit recipients	609
Total food stamp benefits received	\$0.8 mil

Child Protection and Permanency

Children involved in hotline reports	84
Children with substantiated abuse or neglect ⁴	9
Children with family assessments ⁴	47
Average monthly children in foster care	23
Children adopted	0
Total Children's Services expenditures ⁵	\$0.2 mil
Average monthly children receiving subsidized child care	22
Child care expenditures	\$39,535

Youth Services

Youths Committed ⁶	0
Average monthly youths in DYS custody	0

Notes

1. Does not include Women's Health Services
2. Medicare Buy-In premiums are reported at the statewide level, but not at the county level
3. Includes Transitional Employment Benefit (TEB) cases
4. Children based on completed investigations/assessments
5. Excludes all Child Care payments; Performance Based Contractor payments included only at the statewide level
6. Does not include seven (7) dual jurisdiction cases statewide



Quick Facts about DSS in Ralls

MO HealthNet¹

Number of people enrolled for MO HealthNet services	1,197
MO HealthNet dollars spent in state fiscal year 2012 ²	\$10.6 mil
Estimated federal portion of MO HealthNet dollars spent	\$6.8 mil
MO HealthNet dollars for inpatient hospital services	\$0.4 mil
MO HealthNet dollars for physician services	\$0.6 mil
MO HealthNet dollars for nursing home services	\$1.4 mil
MO HealthNet dollars for pharmacy services	\$1.8 mil
MO HealthNet dollars for managed care payments	\$1.8 mil

Family Support

Child support collections (IV-D and non-IV-D)	\$1.9 mil
Average monthly temporary assistance families ³	35
Total temporary assistance payments ³	\$95,724
Average monthly food stamp benefit recipients	1,111
Total food stamp benefits received	\$1.5 mil

Child Protection and Permanency

Children involved in hotline reports	180
Children with substantiated abuse or neglect ⁴	30
Children with family assessments ⁴	69
Average monthly children in foster care	22
Children adopted	0
Total Children's Services expenditures ⁵	\$0.3 mil
Average monthly children receiving subsidized child care	19
Child care expenditures	\$36,872

Youth Services

Youths Committed ⁶	3
Average monthly youths in DYS custody	3

Notes

1. Does not include Women's Health Services
2. Medicare Buy-In premiums are reported at the statewide level, but not at the county level
3. Includes Transitional Employment Benefit (TEB) cases
4. Children based on completed investigations/assessments
5. Excludes all Child Care payments; Performance Based Contractor payments included only at the statewide level
6. Does not include seven (7) dual jurisdiction cases statewide



Quick Facts about DSS in Randolph

MO HealthNet¹

Number of people enrolled for MO HealthNet services	4,991
MO HealthNet dollars spent in state fiscal year 2012 ²	\$41.3 mil
Estimated federal portion of MO HealthNet dollars spent	\$26.4 mil
MO HealthNet dollars for inpatient hospital services	\$3.0 mil
MO HealthNet dollars for physician services	\$3.5 mil
MO HealthNet dollars for nursing home services	\$9.6 mil
MO HealthNet dollars for pharmacy services	\$6.6 mil
MO HealthNet dollars for managed care payments	\$7.8 mil

Family Support

Child support collections (IV-D and non-IV-D)	\$4.1 mil
Average monthly temporary assistance families ³	234
Total temporary assistance payments ³	\$0.6 mil
Average monthly food stamp benefit recipients	5,041
Total food stamp benefits received	\$7.3 mil

Child Protection and Permanency

Children involved in hotline reports	533
Children with substantiated abuse or neglect ⁴	89
Children with family assessments ⁴	246
Average monthly children in foster care	87
Children adopted	6
Total Children's Services expenditures ⁵	\$0.9 mil
Average monthly children receiving subsidized child care	168
Child care expenditures	\$0.4 mil

Youth Services

Youths Committed ⁶	6
Average monthly youths in DYS custody	8

Notes

1. Does not include Women's Health Services
2. Medicare Buy-In premiums are reported at the statewide level, but not at the county level
3. Includes Transitional Employment Benefit (TEB) cases
4. Children based on completed investigations/assessments
5. Excludes all Child Care payments; Performance Based Contractor payments included only at the statewide level
6. Does not include seven (7) dual jurisdiction cases statewide



Quick Facts about DSS in Ray

MO HealthNet¹

Number of people enrolled for MO HealthNet services	2,957
MO HealthNet dollars spent in state fiscal year 2012 ²	\$24.4 mil
Estimated federal portion of MO HealthNet dollars spent	\$15.6 mil
MO HealthNet dollars for inpatient hospital services	\$1.8 mil
MO HealthNet dollars for physician services	\$1.1 mil
MO HealthNet dollars for nursing home services	\$4.5 mil
MO HealthNet dollars for pharmacy services	\$3.8 mil
MO HealthNet dollars for managed care payments	\$5.4 mil

Family Support

Child support collections (IV-D and non-IV-D)	\$4.1 mil
Average monthly temporary assistance families ³	174
Total temporary assistance payments ³	\$0.5 mil
Average monthly food stamp benefit recipients	2,954
Total food stamp benefits received	\$4.3 mil

Child Protection and Permanency

Children involved in hotline reports	370
Children with substantiated abuse or neglect ⁴	19
Children with family assessments ⁴	187
Average monthly children in foster care	21
Children adopted	2
Total Children's Services expenditures ⁵	\$0.3 mil
Average monthly children receiving subsidized child care	60
Child care expenditures	\$0.1 mil

Youth Services

Youths Committed ⁶	8
Average monthly youths in DYS custody	16

Notes

1. Does not include Women's Health Services
2. Medicare Buy-In premiums are reported at the statewide level, but not at the county level
3. Includes Transitional Employment Benefit (TEB) cases
4. Children based on completed investigations/assessments
5. Excludes all Child Care payments; Performance Based Contractor payments included only at the statewide level
6. Does not include seven (7) dual jurisdiction cases statewide



Quick Facts about DSS in Reynolds

MO HealthNet¹

Number of people enrolled for MO HealthNet services	1,651
MO HealthNet dollars spent in state fiscal year 2012 ²	\$17.4 mil
Estimated federal portion of MO HealthNet dollars spent	\$11.2 mil
MO HealthNet dollars for inpatient hospital services	\$1.7 mil
MO HealthNet dollars for physician services	\$2.0 mil
MO HealthNet dollars for nursing home services	\$1.1 mil
MO HealthNet dollars for pharmacy services	\$2.6 mil
MO HealthNet dollars for managed care payments	\$9,510

Family Support

Child support collections (IV-D and non-IV-D)	\$0.9 mil
Average monthly temporary assistance families ³	61
Total temporary assistance payments ³	\$0.2 mil
Average monthly food stamp benefit recipients	1,641
Total food stamp benefits received	\$2.3 mil

Child Protection and Permanency

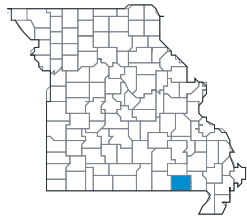
Children involved in hotline reports	146
Children with substantiated abuse or neglect ⁴	8
Children with family assessments ⁴	57
Average monthly children in foster care	12
Children adopted	0
Total Children's Services expenditures ⁵	\$0.2 mil
Average monthly children receiving subsidized child care	8
Child care expenditures	\$7,755

Youth Services

Youths Committed ⁶	0
Average monthly youths in DYS custody	1

Notes

1. Does not include Women's Health Services
2. Medicare Buy-In premiums are reported at the statewide level, but not at the county level
3. Includes Transitional Employment Benefit (TEB) cases
4. Children based on completed investigations/assessments
5. Excludes all Child Care payments; Performance Based Contractor payments included only at the statewide level
6. Does not include seven (7) dual jurisdiction cases statewide



Quick Facts about DSS in Ripley

MO HealthNet¹

Number of people enrolled for MO HealthNet services	4,529
MO HealthNet dollars spent in state fiscal year 2012 ²	\$36.9 mil
Estimated federal portion of MO HealthNet dollars spent	\$23.6 mil
MO HealthNet dollars for inpatient hospital services	\$3.8 mil
MO HealthNet dollars for physician services	\$5.2 mil
MO HealthNet dollars for nursing home services	\$1.5 mil
MO HealthNet dollars for pharmacy services	\$8.7 mil
MO HealthNet dollars for managed care payments	\$4,147

Family Support

Child support collections (IV-D and non-IV-D)	\$1.9 mil
Average monthly temporary assistance families ³	210
Total temporary assistance payments ³	\$0.6 mil
Average monthly food stamp benefit recipients	4,287
Total food stamp benefits received	\$6.1 mil

Child Protection and Permanency

Children involved in hotline reports	323
Children with substantiated abuse or neglect ⁴	22
Children with family assessments ⁴	147
Average monthly children in foster care	44
Children adopted	1
Total Children's Services expenditures ⁵	\$0.8 mil
Average monthly children receiving subsidized child care	114
Child care expenditures	\$0.2 mil

Youth Services

Youths Committed ⁶	3
Average monthly youths in DYS custody	7

Notes

1. Does not include Women's Health Services
2. Medicare Buy-In premiums are reported at the statewide level, but not at the county level
3. Includes Transitional Employment Benefit (TEB) cases
4. Children based on completed investigations/assessments
5. Excludes all Child Care payments; Performance Based Contractor payments included only at the statewide level
6. Does not include seven (7) dual jurisdiction cases statewide



Quick Facts about DSS in Saline

MO HealthNet¹

Number of people enrolled for MO HealthNet services	4,942
MO HealthNet dollars spent in state fiscal year 2012 ²	\$62.7 mil
Estimated federal portion of MO HealthNet dollars spent	\$40.2 mil
MO HealthNet dollars for inpatient hospital services	\$2.5 mil
MO HealthNet dollars for physician services	\$3.0 mil
MO HealthNet dollars for nursing home services	\$4.8 mil
MO HealthNet dollars for pharmacy services	\$6.1 mil
MO HealthNet dollars for managed care payments	\$7.8 mil

Family Support

Child support collections (IV-D and non-IV-D)	\$3.4 mil
Average monthly temporary assistance families ³	257
Total temporary assistance payments ³	\$0.7 mil
Average monthly food stamp benefit recipients	4,584
Total food stamp benefits received	\$6.4 mil

Child Protection and Permanency

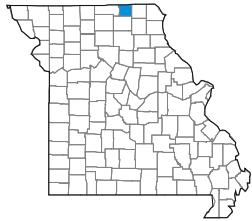
Children involved in hotline reports	405
Children with substantiated abuse or neglect ⁴	44
Children with family assessments ⁴	244
Average monthly children in foster care	45
Children adopted	5
Total Children's Services expenditures ⁵	\$1.3 mil
Average monthly children receiving subsidized child care	94
Child care expenditures	\$0.2 mil

Youth Services

Youths Committed ⁶	7
Average monthly youths in DYS custody	11

Notes

1. Does not include Women's Health Services
2. Medicare Buy-In premiums are reported at the statewide level, but not at the county level
3. Includes Transitional Employment Benefit (TEB) cases
4. Children based on completed investigations/assessments
5. Excludes all Child Care payments; Performance Based Contractor payments included only at the statewide level
6. Does not include seven (7) dual jurisdiction cases statewide



Quick Facts about DSS in Schuyler

MO HealthNet¹

Number of people enrolled for MO HealthNet services	710
MO HealthNet dollars spent in state fiscal year 2012 ²	\$4.8 mil
Estimated federal portion of MO HealthNet dollars spent	\$3.1 mil
MO HealthNet dollars for inpatient hospital services	\$0.5 mil
MO HealthNet dollars for physician services	\$0.7 mil
MO HealthNet dollars for nursing home services	\$1.2 mil
MO HealthNet dollars for pharmacy services	\$0.9 mil
MO HealthNet dollars for managed care payments	\$4,503

Family Support

Child support collections (IV-D and non-IV-D)	\$0.6 mil
Average monthly temporary assistance families ³	16
Total temporary assistance payments ³	\$42,336
Average monthly food stamp benefit recipients	575
Total food stamp benefits received	\$0.8 mil

Child Protection and Permanency

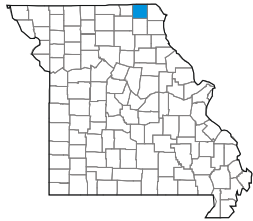
Children involved in hotline reports	66
Children with substantiated abuse or neglect ⁴	12
Children with family assessments ⁴	28
Average monthly children in foster care	11
Children adopted	0
Total Children's Services expenditures ⁵	\$0.1 mil
Average monthly children receiving subsidized child care	7
Child care expenditures	\$11,655

Youth Services

Youths Committed ⁶	0
Average monthly youths in DYS custody	1

Notes

1. Does not include Women's Health Services
2. Medicare Buy-In premiums are reported at the statewide level, but not at the county level
3. Includes Transitional Employment Benefit (TEB) cases
4. Children based on completed investigations/assessments
5. Excludes all Child Care payments; Performance Based Contractor payments included only at the statewide level
6. Does not include seven (7) dual jurisdiction cases statewide



Quick Facts about DSS in Scotland

MO HealthNet¹

Number of people enrolled for MO HealthNet services	680
MO HealthNet dollars spent in state fiscal year 2012 ²	\$4.8 mil
Estimated federal portion of MO HealthNet dollars spent	\$3.0 mil
MO HealthNet dollars for inpatient hospital services	\$0.6 mil
MO HealthNet dollars for physician services	\$0.8 mil
MO HealthNet dollars for nursing home services	\$1.2 mil
MO HealthNet dollars for pharmacy services	\$0.7 mil
MO HealthNet dollars for managed care payments	\$654

Family Support

Child support collections (IV-D and non-IV-D)	\$0.6 mil
Average monthly temporary assistance families ³	22
Total temporary assistance payments ³	\$56,784
Average monthly food stamp benefit recipients	530
Total food stamp benefits received	\$0.7 mil

Child Protection and Permanency

Children involved in hotline reports	68
Children with substantiated abuse or neglect ⁴	5
Children with family assessments ⁴	24
Average monthly children in foster care	11
Children adopted	0
Total Children's Services expenditures ⁵	\$0.2 mil
Average monthly children receiving subsidized child care	6
Child care expenditures	\$9,024

Youth Services

Youths Committed ⁶	0
Average monthly youths in DYS custody	0

Notes

1. Does not include Women's Health Services
2. Medicare Buy-In premiums are reported at the statewide level, but not at the county level
3. Includes Transitional Employment Benefit (TEB) cases
4. Children based on completed investigations/assessments
5. Excludes all Child Care payments; Performance Based Contractor payments included only at the statewide level
6. Does not include seven (7) dual jurisdiction cases statewide



Quick Facts about DSS in Scott

MO HealthNet¹

Number of people enrolled for MO HealthNet services	9,630
MO HealthNet dollars spent in state fiscal year 2012 ²	\$77.6 mil
Estimated federal portion of MO HealthNet dollars spent	\$49.7 mil
MO HealthNet dollars for inpatient hospital services	\$7.9 mil
MO HealthNet dollars for physician services	\$9.5 mil
MO HealthNet dollars for nursing home services	\$8.6 mil
MO HealthNet dollars for pharmacy services	\$13.9 mil
MO HealthNet dollars for managed care payments	\$9,363

Family Support

Child support collections (IV-D and non-IV-D)	\$7.8 mil
Average monthly temporary assistance families ³	604
Total temporary assistance payments ³	\$1.5 mil
Average monthly food stamp benefit recipients	9,584
Total food stamp benefits received	\$13.9 mil

Child Protection and Permanency

Children involved in hotline reports	732
Children with substantiated abuse or neglect ⁴	46
Children with family assessments ⁴	324
Average monthly children in foster care	71
Children adopted	1
Total Children's Services expenditures ⁵	\$0.8 mil
Average monthly children receiving subsidized child care	499
Child care expenditures	\$1.1 mil

Youth Services

Youths Committed ⁶	18
Average monthly youths in DYS custody	42

Notes

1. Does not include Women's Health Services
2. Medicare Buy-In premiums are reported at the statewide level, but not at the county level
3. Includes Transitional Employment Benefit (TEB) cases
4. Children based on completed investigations/assessments
5. Excludes all Child Care payments; Performance Based Contractor payments included only at the statewide level
6. Does not include seven (7) dual jurisdiction cases statewide



Quick Facts about DSS in Shannon

MO HealthNet¹

Number of people enrolled for MO HealthNet services	2,107
MO HealthNet dollars spent in state fiscal year 2012 ²	\$13.2 mil
Estimated federal portion of MO HealthNet dollars spent	\$8.4 mil
MO HealthNet dollars for inpatient hospital services	\$1.3 mil
MO HealthNet dollars for physician services	\$2.0 mil
MO HealthNet dollars for nursing home services	\$1.5 mil
MO HealthNet dollars for pharmacy services	\$3.2 mil
MO HealthNet dollars for managed care payments	\$2,657

Family Support

Child support collections (IV-D and non-IV-D)	\$0.7 mil
Average monthly temporary assistance families ³	73
Total temporary assistance payments ³	\$0.2 mil
Average monthly food stamp benefit recipients	2,130
Total food stamp benefits received	\$3.0 mil

Child Protection and Permanency

Children involved in hotline reports	151
Children with substantiated abuse or neglect ⁴	17
Children with family assessments ⁴	57
Average monthly children in foster care	2
Children adopted	0
Total Children's Services expenditures ⁵	\$0.1 mil
Average monthly children receiving subsidized child care	3
Child care expenditures	\$6,841

Youth Services

Youths Committed ⁶	0
Average monthly youths in DYS custody	0

Notes

1. Does not include Women's Health Services
2. Medicare Buy-In premiums are reported at the statewide level, but not at the county level
3. Includes Transitional Employment Benefit (TEB) cases
4. Children based on completed investigations/assessments
5. Excludes all Child Care payments; Performance Based Contractor payments included only at the statewide level
6. Does not include seven (7) dual jurisdiction cases statewide



Quick Facts about DSS in Shelby

MO HealthNet¹

Number of people enrolled for MO HealthNet services	1,028
MO HealthNet dollars spent in state fiscal year 2012 ²	\$7.8 mil
Estimated federal portion of MO HealthNet dollars spent	\$5.0 mil
MO HealthNet dollars for inpatient hospital services	\$0.4 mil
MO HealthNet dollars for physician services	\$0.5 mil
MO HealthNet dollars for nursing home services	\$2.1 mil
MO HealthNet dollars for pharmacy services	\$1.5 mil
MO HealthNet dollars for managed care payments	\$1.6 mil

Family Support

Child support collections (IV-D and non-IV-D)	\$1.0 mil
Average monthly temporary assistance families ³	27
Total temporary assistance payments ³	\$78,504
Average monthly food stamp benefit recipients	863
Total food stamp benefits received	\$1.1 mil

Child Protection and Permanency

Children involved in hotline reports	126
Children with substantiated abuse or neglect ⁴	7
Children with family assessments ⁴	49
Average monthly children in foster care	16
Children adopted	0
Total Children's Services expenditures ⁵	\$0.5 mil
Average monthly children receiving subsidized child care	13
Child care expenditures	\$25,766

Youth Services

Youths Committed ⁶	1
Average monthly youths in DYS custody	2

Notes

1. Does not include Women's Health Services
2. Medicare Buy-In premiums are reported at the statewide level, but not at the county level
3. Includes Transitional Employment Benefit (TEB) cases
4. Children based on completed investigations/assessments
5. Excludes all Child Care payments; Performance Based Contractor payments included only at the statewide level
6. Does not include seven (7) dual jurisdiction cases statewide



Quick Facts about DSS in St. Charles

MO HealthNet¹

Number of people enrolled for MO HealthNet services	21,203
MO HealthNet dollars spent in state fiscal year 2012 ²	\$188.2 mil
Estimated federal portion of MO HealthNet dollars spent	\$120.5 mil
MO HealthNet dollars for inpatient hospital services	\$14.2 mil
MO HealthNet dollars for physician services	\$7.3 mil
MO HealthNet dollars for nursing home services	\$20.0 mil
MO HealthNet dollars for pharmacy services	\$29.4 mil
MO HealthNet dollars for managed care payments	\$37.7 mil

Family Support

Child support collections (IV-D and non-IV-D)	\$41.5 mil
Average monthly temporary assistance families ³	818
Total temporary assistance payments ³	\$2.2 mil
Average monthly food stamp benefit recipients	21,587
Total food stamp benefits received	\$34.1 mil

Child Protection and Permanency

Children involved in hotline reports	2,966
Children with substantiated abuse or neglect ⁴	332
Children with family assessments ⁴	1,392
Average monthly children in foster care	270
Children adopted	28
Total Children's Services expenditures ⁵	\$3.0 mil
Average monthly children receiving subsidized child care	1,511
Child care expenditures	\$5.5 mil

Youth Services

Youths Committed ⁶	55
Average monthly youths in DYS custody	73

Notes

1. Does not include Women's Health Services
2. Medicare Buy-In premiums are reported at the statewide level, but not at the county level
3. Includes Transitional Employment Benefit (TEB) cases
4. Children based on completed investigations/assessments
5. Excludes all Child Care payments; Performance Based Contractor payments included only at the statewide level
6. Does not include seven (7) dual jurisdiction cases statewide



Quick Facts about DSS in St. Clair

MO HealthNet¹

Number of people enrolled for MO HealthNet services	1,899
MO HealthNet dollars spent in state fiscal year 2012 ²	\$12.5 mil
Estimated federal portion of MO HealthNet dollars spent	\$8.0 mil
MO HealthNet dollars for inpatient hospital services	\$0.8 mil
MO HealthNet dollars for physician services	\$0.9 mil
MO HealthNet dollars for nursing home services	\$1.6 mil
MO HealthNet dollars for pharmacy services	\$2.4 mil
MO HealthNet dollars for managed care payments	\$3.0 mil

Family Support

Child support collections (IV-D and non-IV-D)	\$1.0 mil
Average monthly temporary assistance families ³	100
Total temporary assistance payments ³	\$0.3 mil
Average monthly food stamp benefit recipients	2,032
Total food stamp benefits received	\$3.0 mil

Child Protection and Permanency

Children involved in hotline reports	169
Children with substantiated abuse or neglect ⁴	10
Children with family assessments ⁴	69
Average monthly children in foster care	11
Children adopted	1
Total Children's Services expenditures ⁵	\$0.1 mil
Average monthly children receiving subsidized child care	9
Child care expenditures	\$28,421

Youth Services

Youths Committed ⁶	0
Average monthly youths in DYS custody	0

Notes

1. Does not include Women's Health Services
2. Medicare Buy-In premiums are reported at the statewide level, but not at the county level
3. Includes Transitional Employment Benefit (TEB) cases
4. Children based on completed investigations/assessments
5. Excludes all Child Care payments; Performance Based Contractor payments included only at the statewide level
6. Does not include seven (7) dual jurisdiction cases statewide



Quick Facts about DSS in St. Francois

MO HealthNet¹

Number of people enrolled for MO HealthNet services	13,122
MO HealthNet dollars spent in state fiscal year 2012 ²	\$111.0 mil
Estimated federal portion of MO HealthNet dollars spent	\$71.1 mil
MO HealthNet dollars for inpatient hospital services	\$9.0 mil
MO HealthNet dollars for physician services	\$7.4 mil
MO HealthNet dollars for nursing home services	\$13.2 mil
MO HealthNet dollars for pharmacy services	\$23.9 mil
MO HealthNet dollars for managed care payments	\$19.1 mil

Family Support

Child support collections (IV-D and non-IV-D)	\$9.9 mil
Average monthly temporary assistance families ³	653
Total temporary assistance payments ³	\$1.8 mil
Average monthly food stamp benefit recipients	14,006
Total food stamp benefits received	\$20.8 mil

Child Protection and Permanency

Children involved in hotline reports	1,287
Children with substantiated abuse or neglect ⁴	102
Children with family assessments ⁴	517
Average monthly children in foster care	118
Children adopted	31
Total Children's Services expenditures ⁵	\$2.5 mil
Average monthly children receiving subsidized child care	587
Child care expenditures	\$1.3 mil

Youth Services

Youths Committed ⁶	25
Average monthly youths in DYS custody	36

Notes

1. Does not include Women's Health Services
2. Medicare Buy-In premiums are reported at the statewide level, but not at the county level
3. Includes Transitional Employment Benefit (TEB) cases
4. Children based on completed investigations/assessments
5. Excludes all Child Care payments; Performance Based Contractor payments included only at the statewide level
6. Does not include seven (7) dual jurisdiction cases statewide



Quick Facts about DSS in St. Louis City

SFY-2012

MO HealthNet¹

Number of people enrolled for MO HealthNet services	85,378
MO HealthNet dollars spent in state fiscal year 2012 ²	\$612.3 mil
Estimated federal portion of MO HealthNet dollars spent	\$392.0 mil
MO HealthNet dollars for inpatient hospital services	\$80.9 mil
MO HealthNet dollars for physician services	\$41.9 mil
MO HealthNet dollars for nursing home services	\$72.7 mil
MO HealthNet dollars for pharmacy services	\$93.2 mil
MO HealthNet dollars for managed care payments	\$133.6 mil

Family Support

Child support collections (IV-D and non-IV-D)	\$52.4 mil
Average monthly temporary assistance families ³	6,122
Total temporary assistance payments ³	\$16.9 mil
Average monthly food stamp benefit recipients	110,283
Total food stamp benefits received	\$185.2 mil

Child Protection and Permanency

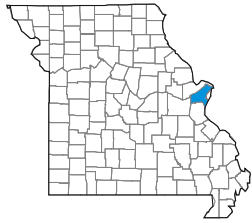
Children involved in hotline reports	5,518
Children with substantiated abuse or neglect ⁴	270
Children with family assessments ⁴	2,671
Average monthly children in foster care	711
Children adopted	60
Total Children's Services expenditures ⁵	\$10.1 mil
Average monthly children receiving subsidized child care	9,596
Child care expenditures	\$38.7 mil

Youth Services

Youths Committed ⁶	85
Average monthly youths in DYS custody	157

Notes

1. Does not include Women's Health Services
2. Medicare Buy-In premiums are reported at the statewide level, but not at the county level
3. Includes Transitional Employment Benefit (TEB) cases
4. Children based on completed investigations/assessments
5. Excludes all Child Care payments; Performance Based Contractor payments included only at the statewide level
6. Does not include seven (7) dual jurisdiction cases statewide



Quick Facts about DSS in St. Louis County

MO HealthNet¹

Number of people enrolled for MO HealthNet services	107,525
MO HealthNet dollars spent in state fiscal year 2012 ²	\$882.7 mil
Estimated federal portion of MO HealthNet dollars spent	\$565.2 mil
MO HealthNet dollars for inpatient hospital services	\$76.0 mil
MO HealthNet dollars for physician services	\$42.0 mil
MO HealthNet dollars for nursing home services	\$149.9 mil
MO HealthNet dollars for pharmacy services	\$111.5 mil
MO HealthNet dollars for managed care payments	\$181.7 mil

Family Support

Child support collections (IV-D and non-IV-D)	\$118.1 mil
Average monthly temporary assistance families ³	5,545
Total temporary assistance payments ³	\$15.1 mil
Average monthly food stamp benefit recipients	121,862
Total food stamp benefits received	\$193.8 mil

Child Protection and Permanency

Children involved in hotline reports	8,085
Children with substantiated abuse or neglect ⁴	506
Children with family assessments ⁴	3,939
Average monthly children in foster care	874
Children adopted	78
Total Children's Services expenditures ⁵	\$9.4 mil
Average monthly children receiving subsidized child care	12,505
Child care expenditures	\$48.8 mil

Youth Services

Youths Committed ⁶	55
Average monthly youths in DYS custody	104

Notes

1. Does not include Women's Health Services
2. Medicare Buy-In premiums are reported at the statewide level, but not at the county level
3. Includes Transitional Employment Benefit (TEB) cases
4. Children based on completed investigations/assessments
5. Excludes all Child Care payments; Performance Based Contractor payments included only at the statewide level
6. Does not include seven (7) dual jurisdiction cases statewide



Quick Facts about DSS in Ste. Genevieve

MO HealthNet¹

Number of people enrolled for MO HealthNet services	2,197
MO HealthNet dollars spent in state fiscal year 2012 ²	\$17.2 mil
Estimated federal portion of MO HealthNet dollars spent	\$11.0 mil
MO HealthNet dollars for inpatient hospital services	\$1.4 mil
MO HealthNet dollars for physician services	\$1.0 mil
MO HealthNet dollars for nursing home services	\$1.9 mil
MO HealthNet dollars for pharmacy services	\$3.3 mil
MO HealthNet dollars for managed care payments	\$3.4 mil

Family Support

Child support collections (IV-D and non-IV-D)	\$1.9 mil
Average monthly temporary assistance families ³	95
Total temporary assistance payments ³	\$0.3 mil
Average monthly food stamp benefit recipients	2,243
Total food stamp benefits received	\$3.3 mil

Child Protection and Permanency

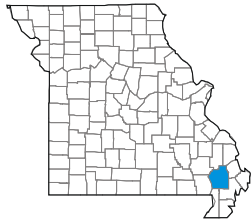
Children involved in hotline reports	222
Children with substantiated abuse or neglect ⁴	27
Children with family assessments ⁴	110
Average monthly children in foster care	19
Children adopted	0
Total Children's Services expenditures ⁵	\$0.3 mil
Average monthly children receiving subsidized child care	74
Child care expenditures	\$0.1 mil

Youth Services

Youths Committed ⁶	7
Average monthly youths in DYS custody	8

Notes

1. Does not include Women's Health Services
2. Medicare Buy-In premiums are reported at the statewide level, but not at the county level
3. Includes Transitional Employment Benefit (TEB) cases
4. Children based on completed investigations/assessments
5. Excludes all Child Care payments; Performance Based Contractor payments included only at the statewide level
6. Does not include seven (7) dual jurisdiction cases statewide



Quick Facts about DSS in Stoddard

MO HealthNet¹

Number of people enrolled for MO HealthNet services	6,666
MO HealthNet dollars spent in state fiscal year 2012 ²	\$53.9 mil
Estimated federal portion of MO HealthNet dollars spent	\$34.5 mil
MO HealthNet dollars for inpatient hospital services	\$5.8 mil
MO HealthNet dollars for physician services	\$7.7 mil
MO HealthNet dollars for nursing home services	\$6.4 mil
MO HealthNet dollars for pharmacy services	\$9.9 mil
MO HealthNet dollars for managed care payments	\$6,468

Family Support

Child support collections (IV-D and non-IV-D)	\$4.4 mil
Average monthly temporary assistance families ³	192
Total temporary assistance payments ³	\$0.5 mil
Average monthly food stamp benefit recipients	5,783
Total food stamp benefits received	\$7.9 mil

Child Protection and Permanency

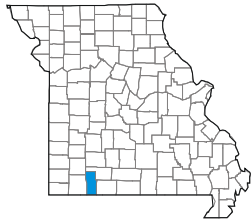
Children involved in hotline reports	540
Children with substantiated abuse or neglect ⁴	62
Children with family assessments ⁴	277
Average monthly children in foster care	221
Children adopted	14
Total Children's Services expenditures ⁵	\$1.9 mil
Average monthly children receiving subsidized child care	171
Child care expenditures	\$0.4 mil

Youth Services

Youths Committed ⁶	3
Average monthly youths in DYS custody	4

Notes

1. Does not include Women's Health Services
2. Medicare Buy-In premiums are reported at the statewide level, but not at the county level
3. Includes Transitional Employment Benefit (TEB) cases
4. Children based on completed investigations/assessments
5. Excludes all Child Care payments; Performance Based Contractor payments included only at the statewide level
6. Does not include seven (7) dual jurisdiction cases statewide



Quick Facts about DSS in Stone

MO HealthNet¹

Number of people enrolled for MO HealthNet services	4,534
MO HealthNet dollars spent in state fiscal year 2012 ²	\$25.5 mil
Estimated federal portion of MO HealthNet dollars spent	\$16.3 mil
MO HealthNet dollars for inpatient hospital services	\$3.4 mil
MO HealthNet dollars for physician services	\$3.7 mil
MO HealthNet dollars for nursing home services	\$3.8 mil
MO HealthNet dollars for pharmacy services	\$5.3 mil
MO HealthNet dollars for managed care payments	\$8,671

Family Support

Child support collections (IV-D and non-IV-D)	\$4.6 mil
Average monthly temporary assistance families ³	128
Total temporary assistance payments ³	\$0.4 mil
Average monthly food stamp benefit recipients	4,799
Total food stamp benefits received	\$7.0 mil

Child Protection and Permanency

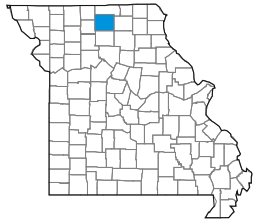
Children involved in hotline reports	473
Children with substantiated abuse or neglect ⁴	36
Children with family assessments ⁴	198
Average monthly children in foster care	81
Children adopted	5
Total Children's Services expenditures ⁵	\$1.5 mil
Average monthly children receiving subsidized child care	81
Child care expenditures	\$0.2 mil

Youth Services

Youths Committed ⁶	0
Average monthly youths in DYS custody	1

Notes

1. Does not include Women's Health Services
2. Medicare Buy-In premiums are reported at the statewide level, but not at the county level
3. Includes Transitional Employment Benefit (TEB) cases
4. Children based on completed investigations/assessments
5. Excludes all Child Care payments; Performance Based Contractor payments included only at the statewide level
6. Does not include seven (7) dual jurisdiction cases statewide



Quick Facts about DSS in Sullivan

MO HealthNet¹

Number of people enrolled for MO HealthNet services	1,182
MO HealthNet dollars spent in state fiscal year 2012 ²	\$10.4 mil
Estimated federal portion of MO HealthNet dollars spent	\$6.7 mil
MO HealthNet dollars for inpatient hospital services	\$1.0 mil
MO HealthNet dollars for physician services	\$1.5 mil
MO HealthNet dollars for nursing home services	\$2.7 mil
MO HealthNet dollars for pharmacy services	\$1.6 mil
MO HealthNet dollars for managed care payments	\$3,006

Family Support

Child support collections (IV-D and non-IV-D)	\$1.1 mil
Average monthly temporary assistance families ³	41
Total temporary assistance payments ³	\$0.1 mil
Average monthly food stamp benefit recipients	1,014
Total food stamp benefits received	\$1.4 mil

Child Protection and Permanency

Children involved in hotline reports	108
Children with substantiated abuse or neglect ⁴	13
Children with family assessments ⁴	52
Average monthly children in foster care	11
Children adopted	0
Total Children's Services expenditures ⁵	\$0.1 mil
Average monthly children receiving subsidized child care	6
Child care expenditures	\$15,879

Youth Services

Youths Committed ⁶	2
Average monthly youths in DYS custody	1

Notes

1. Does not include Women's Health Services
2. Medicare Buy-In premiums are reported at the statewide level, but not at the county level
3. Includes Transitional Employment Benefit (TEB) cases
4. Children based on completed investigations/assessments
5. Excludes all Child Care payments; Performance Based Contractor payments included only at the statewide level
6. Does not include seven (7) dual jurisdiction cases statewide



Quick Facts about DSS in Taney

MO HealthNet¹

Number of people enrolled for MO HealthNet services	8,629
MO HealthNet dollars spent in state fiscal year 2012 ²	\$45.9 mil
Estimated federal portion of MO HealthNet dollars spent	\$29.4 mil
MO HealthNet dollars for inpatient hospital services	\$7.1 mil
MO HealthNet dollars for physician services	\$7.1 mil
MO HealthNet dollars for nursing home services	\$3.6 mil
MO HealthNet dollars for pharmacy services	\$9.6 mil
MO HealthNet dollars for managed care payments	\$20,273

Family Support

Child support collections (IV-D and non-IV-D)	\$6.0 mil
Average monthly temporary assistance families ³	235
Total temporary assistance payments ³	\$0.6 mil
Average monthly food stamp benefit recipients	9,889
Total food stamp benefits received	\$14.8 mil

Child Protection and Permanency

Children involved in hotline reports	1,182
Children with substantiated abuse or neglect ⁴	75
Children with family assessments ⁴	722
Average monthly children in foster care	206
Children adopted	13
Total Children's Services expenditures ⁵	\$1.9 mil
Average monthly children receiving subsidized child care	128
Child care expenditures	\$0.3 mil

Youth Services

Youths Committed ⁶	11
Average monthly youths in DYS custody	14

Notes

1. Does not include Women's Health Services
2. Medicare Buy-In premiums are reported at the statewide level, but not at the county level
3. Includes Transitional Employment Benefit (TEB) cases
4. Children based on completed investigations/assessments
5. Excludes all Child Care payments; Performance Based Contractor payments included only at the statewide level
6. Does not include seven (7) dual jurisdiction cases statewide



Quick Facts about DSS in Texas

MO HealthNet¹

Number of people enrolled for MO HealthNet services	5,133
MO HealthNet dollars spent in state fiscal year 2012 ²	\$29.6 mil
Estimated federal portion of MO HealthNet dollars spent	\$18.9 mil
MO HealthNet dollars for inpatient hospital services	\$3.2 mil
MO HealthNet dollars for physician services	\$4.3 mil
MO HealthNet dollars for nursing home services	\$4.8 mil
MO HealthNet dollars for pharmacy services	\$6.2 mil
MO HealthNet dollars for managed care payments	\$20,020

Family Support

Child support collections (IV-D and non-IV-D)	\$2.4 mil
Average monthly temporary assistance families ³	226
Total temporary assistance payments ³	\$0.6 mil
Average monthly food stamp benefit recipients	4,965
Total food stamp benefits received	\$7.0 mil

Child Protection and Permanency

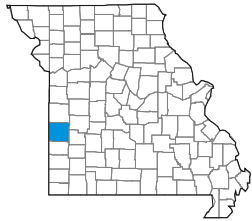
Children involved in hotline reports	558
Children with substantiated abuse or neglect ⁴	6
Children with family assessments ⁴	261
Average monthly children in foster care	26
Children adopted	1
Total Children's Services expenditures ⁵	\$0.7 mil
Average monthly children receiving subsidized child care	54
Child care expenditures	\$0.1 mil

Youth Services

Youths Committed ⁶	2
Average monthly youths in DYS custody	6

Notes

1. Does not include Women's Health Services
2. Medicare Buy-In premiums are reported at the statewide level, but not at the county level
3. Includes Transitional Employment Benefit (TEB) cases
4. Children based on completed investigations/assessments
5. Excludes all Child Care payments; Performance Based Contractor payments included only at the statewide level
6. Does not include seven (7) dual jurisdiction cases statewide



Quick Facts about DSS in Vernon

MO HealthNet¹

Number of people enrolled for MO HealthNet services	4,031
MO HealthNet dollars spent in state fiscal year 2012 ²	\$47.2 mil
Estimated federal portion of MO HealthNet dollars spent	\$30.2 mil
MO HealthNet dollars for inpatient hospital services	\$2.5 mil
MO HealthNet dollars for physician services	\$2.2 mil
MO HealthNet dollars for nursing home services	\$6.4 mil
MO HealthNet dollars for pharmacy services	\$5.7 mil
MO HealthNet dollars for managed care payments	\$6.6 mil

Family Support

Child support collections (IV-D and non-IV-D)	\$3.6 mil
Average monthly temporary assistance families ³	173
Total temporary assistance payments ³	\$0.5 mil
Average monthly food stamp benefit recipients	3,799
Total food stamp benefits received	\$5.3 mil

Child Protection and Permanency

Children involved in hotline reports	493
Children with substantiated abuse or neglect ⁴	37
Children with family assessments ⁴	260
Average monthly children in foster care	41
Children adopted	1
Total Children's Services expenditures ⁵	\$0.4 mil
Average monthly children receiving subsidized child care	81
Child care expenditures	\$0.1 mil

Youth Services

Youths Committed ⁶	2
Average monthly youths in DYS custody	6

Notes

1. Does not include Women's Health Services
2. Medicare Buy-In premiums are reported at the statewide level, but not at the county level
3. Includes Transitional Employment Benefit (TEB) cases
4. Children based on completed investigations/assessments
5. Excludes all Child Care payments; Performance Based Contractor payments included only at the statewide level
6. Does not include seven (7) dual jurisdiction cases statewide



Quick Facts about DSS in Warren

MO HealthNet¹

Number of people enrolled for MO HealthNet services	4,490
MO HealthNet dollars spent in state fiscal year 2012 ²	\$32.1 mil
Estimated federal portion of MO HealthNet dollars spent	\$20.6 mil
MO HealthNet dollars for inpatient hospital services	\$2.6 mil
MO HealthNet dollars for physician services	\$1.9 mil
MO HealthNet dollars for nursing home services	\$1.6 mil
MO HealthNet dollars for pharmacy services	\$5.6 mil
MO HealthNet dollars for managed care payments	\$7.8 mil

Family Support

Child support collections (IV-D and non-IV-D)	\$3.3 mil
Average monthly temporary assistance families ³	264
Total temporary assistance payments ³	\$0.8 mil
Average monthly food stamp benefit recipients	5,003
Total food stamp benefits received	\$7.7 mil

Child Protection and Permanency

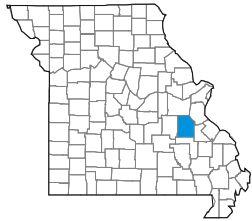
Children involved in hotline reports	609
Children with substantiated abuse or neglect ⁴	74
Children with family assessments ⁴	276
Average monthly children in foster care	46
Children adopted	3
Total Children's Services expenditures ⁵	\$0.7 mil
Average monthly children receiving subsidized child care	62
Child care expenditures	\$0.1 mil

Youth Services

Youths Committed ⁶	3
Average monthly youths in DYS custody	9

Notes

1. Does not include Women's Health Services
2. Medicare Buy-In premiums are reported at the statewide level, but not at the county level
3. Includes Transitional Employment Benefit (TEB) cases
4. Children based on completed investigations/assessments
5. Excludes all Child Care payments; Performance Based Contractor payments included only at the statewide level
6. Does not include seven (7) dual jurisdiction cases statewide



Quick Facts about DSS in Washington

MO HealthNet¹

Number of people enrolled for MO HealthNet services	6,789
MO HealthNet dollars spent in state fiscal year 2012 ²	\$53.9 mil
Estimated federal portion of MO HealthNet dollars spent	\$34.5 mil
MO HealthNet dollars for inpatient hospital services	\$3.8 mil
MO HealthNet dollars for physician services	\$3.8 mil
MO HealthNet dollars for nursing home services	\$4.4 mil
MO HealthNet dollars for pharmacy services	\$11.8 mil
MO HealthNet dollars for managed care payments	\$9.8 mil

Family Support

Child support collections (IV-D and non-IV-D)	\$3.5 mil
Average monthly temporary assistance families ³	304
Total temporary assistance payments ³	\$0.8 mil
Average monthly food stamp benefit recipients	7,641
Total food stamp benefits received	\$11.2 mil

Child Protection and Permanency

Children involved in hotline reports	426
Children with substantiated abuse or neglect ⁴	37
Children with family assessments ⁴	191
Average monthly children in foster care	106
Children adopted	3
Total Children's Services expenditures ⁵	\$1.5 mil
Average monthly children receiving subsidized child care	185
Child care expenditures	\$0.4 mil

Youth Services

Youths Committed ⁶	4
Average monthly youths in DYS custody	9

Notes

1. Does not include Women's Health Services
2. Medicare Buy-In premiums are reported at the statewide level, but not at the county level
3. Includes Transitional Employment Benefit (TEB) cases
4. Children based on completed investigations/assessments
5. Excludes all Child Care payments; Performance Based Contractor payments included only at the statewide level
6. Does not include seven (7) dual jurisdiction cases statewide



Quick Facts about DSS in Wayne

MO HealthNet¹

Number of people enrolled for MO HealthNet services	3,404
MO HealthNet dollars spent in state fiscal year 2012 ²	\$29.3 mil
Estimated federal portion of MO HealthNet dollars spent	\$18.8 mil
MO HealthNet dollars for inpatient hospital services	\$3.2 mil
MO HealthNet dollars for physician services	\$3.9 mil
MO HealthNet dollars for nursing home services	\$2.9 mil
MO HealthNet dollars for pharmacy services	\$5.4 mil
MO HealthNet dollars for managed care payments	\$7,813

Family Support

Child support collections (IV-D and non-IV-D)	\$1.5 mil
Average monthly temporary assistance families ³	115
Total temporary assistance payments ³	\$0.3 mil
Average monthly food stamp benefit recipients	3,307
Total food stamp benefits received	\$4.4 mil

Child Protection and Permanency

Children involved in hotline reports	426
Children with substantiated abuse or neglect ⁴	11
Children with family assessments ⁴	158
Average monthly children in foster care	30
Children adopted	0
Total Children's Services expenditures ⁵	\$0.5 mil
Average monthly children receiving subsidized child care	58
Child care expenditures	\$0.1 mil

Youth Services

Youths Committed ⁶	2
Average monthly youths in DYS custody	4

Notes

1. Does not include Women's Health Services
2. Medicare Buy-In premiums are reported at the statewide level, but not at the county level
3. Includes Transitional Employment Benefit (TEB) cases
4. Children based on completed investigations/assessments
5. Excludes all Child Care payments; Performance Based Contractor payments included only at the statewide level
6. Does not include seven (7) dual jurisdiction cases statewide



Quick Facts about DSS in Webster

MO HealthNet¹

Number of people enrolled for MO HealthNet services	5,528
MO HealthNet dollars spent in state fiscal year 2012 ²	\$28.6 mil
Estimated federal portion of MO HealthNet dollars spent	\$18.3 mil
MO HealthNet dollars for inpatient hospital services	\$3.4 mil
MO HealthNet dollars for physician services	\$4.5 mil
MO HealthNet dollars for nursing home services	\$4.4 mil
MO HealthNet dollars for pharmacy services	\$6.2 mil
MO HealthNet dollars for managed care payments	\$15,835

Family Support

Child support collections (IV-D and non-IV-D)	\$4.4 mil
Average monthly temporary assistance families ³	212
Total temporary assistance payments ³	\$0.6 mil
Average monthly food stamp benefit recipients	5,353
Total food stamp benefits received	\$7.6 mil

Child Protection and Permanency

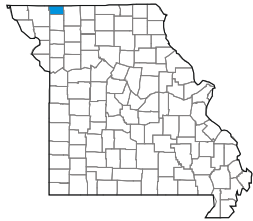
Children involved in hotline reports	671
Children with substantiated abuse or neglect ⁴	41
Children with family assessments ⁴	322
Average monthly children in foster care	41
Children adopted	1
Total Children's Services expenditures ⁵	\$0.7 mil
Average monthly children receiving subsidized child care	101
Child care expenditures	\$0.2 mil

Youth Services

Youths Committed ⁶	2
Average monthly youths in DYS custody	8

Notes

1. Does not include Women's Health Services
2. Medicare Buy-In premiums are reported at the statewide level, but not at the county level
3. Includes Transitional Employment Benefit (TEB) cases
4. Children based on completed investigations/assessments
5. Excludes all Child Care payments; Performance Based Contractor payments included only at the statewide level
6. Does not include seven (7) dual jurisdiction cases statewide



Quick Facts about DSS in Worth

MO HealthNet¹

Number of people enrolled for MO HealthNet services	242
MO HealthNet dollars spent in state fiscal year 2012 ²	\$2.1 mil
Estimated federal portion of MO HealthNet dollars spent	\$1.3 mil
MO HealthNet dollars for inpatient hospital services	\$0.3 mil
MO HealthNet dollars for physician services	\$0.2 mil
MO HealthNet dollars for nursing home services	\$0.7 mil
MO HealthNet dollars for pharmacy services	\$0.3 mil
MO HealthNet dollars for managed care payments	\$287

Family Support

Child support collections (IV-D and non-IV-D)	\$0.3 mil
Average monthly temporary assistance families ³	6
Total temporary assistance payments ³	\$12,948
Average monthly food stamp benefit recipients	207
Total food stamp benefits received	\$0.3 mil

Child Protection and Permanency

Children involved in hotline reports	18
Children with substantiated abuse or neglect ⁴	3
Children with family assessments ⁴	8
Average monthly children in foster care	1
Children adopted	0
Total Children's Services expenditures ⁵	\$530
Average monthly children receiving subsidized child care	0
Child care expenditures	\$0

Youth Services

Youths Committed ⁶	0
Average monthly youths in DYS custody	1

Notes

1. Does not include Women's Health Services
2. Medicare Buy-In premiums are reported at the statewide level, but not at the county level
3. Includes Transitional Employment Benefit (TEB) cases
4. Children based on completed investigations/assessments
5. Excludes all Child Care payments; Performance Based Contractor payments included only at the statewide level
6. Does not include seven (7) dual jurisdiction cases statewide



Quick Facts about DSS in Wright

MO HealthNet¹

Number of people enrolled for MO HealthNet services	5,006
MO HealthNet dollars spent in state fiscal year 2012 ²	\$27.7 mil
Estimated federal portion of MO HealthNet dollars spent	\$17.7 mil
MO HealthNet dollars for inpatient hospital services	\$2.3 mil
MO HealthNet dollars for physician services	\$4.7 mil
MO HealthNet dollars for nursing home services	\$3.9 mil
MO HealthNet dollars for pharmacy services	\$6.7 mil
MO HealthNet dollars for managed care payments	\$9,254

Family Support

Child support collections (IV-D and non-IV-D)	\$2.1 mil
Average monthly temporary assistance families ³	232
Total temporary assistance payments ³	\$0.7 mil
Average monthly food stamp benefit recipients	5,108
Total food stamp benefits received	\$7.3 mil

Child Protection and Permanency

Children involved in hotline reports	633
Children with substantiated abuse or neglect ⁴	47
Children with family assessments ⁴	280
Average monthly children in foster care	54
Children adopted	4
Total Children's Services expenditures ⁵	\$1.0 mil
Average monthly children receiving subsidized child care	33
Child care expenditures	\$61,654

Youth Services

Youths Committed ⁶	5
Average monthly youths in DYS custody	5

Notes

1. Does not include Women's Health Services
2. Medicare Buy-In premiums are reported at the statewide level, but not at the county level
3. Includes Transitional Employment Benefit (TEB) cases
4. Children based on completed investigations/assessments
5. Excludes all Child Care payments; Performance Based Contractor payments included only at the statewide level
6. Does not include seven (7) dual jurisdiction cases statewide