

MISSOURI



## QUICK FACTS ABOUT DSS IN MISSOURI

### Medicaid/MC+

Number of people eligible for Medicaid/MC+ services<sup>(1)</sup> . . . . . 923,971

Medicaid/MC+ dollars spent in state fiscal year 2003 . . . . . \$4,560.3 mil

Estimated portion of \$4,560.3 mil that was federal dollars . . . . . \$2,571.2 mil

Medicaid/MC+ dollars for inpatient hospital services . . . . . \$462.2 mil

Medicaid/MC+ dollars for physician services . . . . . \$247.6 mil

Medicaid/MC+ dollars for nursing home services . . . . . \$719.2 mil

Medicaid/MC+ dollars for pharmacy services . . . . . \$933.0 mil

Medicaid/MC+ dollars for managed care payments . . . . . \$656.2 mil

### Family Support

Child support collections (IV-D and non-IV-D) . . . . . \$649.6 mil

Average monthly temporary assistance families . . . . . 46,630

Total temporary assistance payments . . . . . \$131.3 mil

Average monthly food stamp benefit recipients . . . . . 561,574

Total food stamp benefits received . . . . . \$536.4 mil

### Child Welfare

Children involved in hotline reports . . . . . 84,939

Children with probable cause abuse or neglect (completed investigations) . . 10,202

Children in family assessments (completed assessments) . . . . . 54,079

Children in custody during SFY-2003 . . . . . 18,319

Average monthly children in custody . . . . . 12,246

Children adopted . . . . . 1,398

Total Children's Services expenditures . . . . . \$201.0 mil

Average monthly children receiving subsidized child care . . . . . 46,824

Child care expenditures . . . . . \$148.2 mil

### Youth Services

Youths committed . . . . . 1,193

Average monthly youths in DYS custody . . . . . 1,676

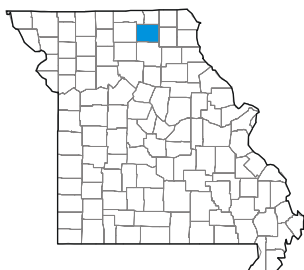
Youth Treatment Services/Juvenile Court Diversion Expenditures . . . . . \$54.0 mil

SFY-2003

(1) In SFY-2003 this was changed to eligibles. In SFY-2002 people receiving Medicaid services were reported.

ADAIR

## QUICK FACTS ABOUT DSS IN ADAIR



### Medicaid/MC+

Number of people eligible for Medicaid/MC+ services<sup>(1)</sup> . . . . . 3,924

Medicaid/MC+ dollars spent in state fiscal year 2003<sup>(2)</sup> . . . . . \$29.1 mil

Estimated portion of \$29.1 mil that was federal dollars . . . . . \$17.6 mil

Medicaid/MC+ dollars for inpatient hospital services . . . . . \$2.5 mil

Medicaid/MC+ dollars for physician services . . . . . \$1.8 mil

Medicaid/MC+ dollars for nursing home services . . . . . \$3.7 mil

Medicaid/MC+ dollars for pharmacy services . . . . . \$6.4 mil

Medicaid/MC+ dollars for managed care payments . . . . . \$0

### Family Support

Child support collections (IV-D and non-IV-D) . . . . . \$2.6 mil

Average monthly temporary assistance families . . . . . 101

Total temporary assistance payments . . . . . \$0.3 mil

Average monthly food stamp benefit recipients . . . . . 2,150

Total food stamp benefits received . . . . . \$2.0 mil

### Child Welfare

Children involved in hotline reports . . . . . 346

Children with probable cause abuse or neglect (completed investigations) . . . . . 49

Children in family assessments (completed assessments) . . . . . 218

Children in custody during SFY-2003 . . . . . 144

Average monthly children in custody . . . . . 84

Children adopted . . . . . 8

Total Children's Services expenditures . . . . . \$1.3 mil

Average monthly children receiving subsidized child care . . . . . 106

Child care expenditures . . . . . \$0.2 mil

### Youth Services

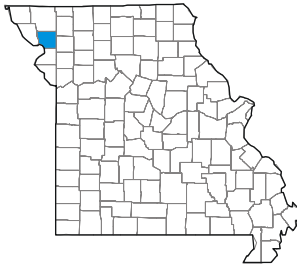
Youths committed . . . . . 2

Average monthly youths in DYS custody . . . . . 3

SFY-2003

(1) In SFY-2003 this was changed to eligibles. In SFY-2002 people receiving Medicaid services were reported.  
 (2) Excludes Buy-In.

ANDREW



## QUICK FACTS ABOUT DSS IN ANDREW

### Medicaid/MC+

Number of people eligible for Medicaid/MC+ services <sup>(1)</sup>	1,803
Medicaid/MC+ dollars spent in state fiscal year 2003 <sup>(2)</sup>	\$10.7 mil
Estimated portion of \$10.7 mil that was federal dollars	\$6.4 mil
Medicaid/MC+ dollars for inpatient hospital services	\$1.1 mil
Medicaid/MC+ dollars for physician services	\$0.7 mil
Medicaid/MC+ dollars for nursing home services	\$3.0 mil
Medicaid/MC+ dollars for pharmacy services	\$2.6 mil
Medicaid/MC+ dollars for managed care payments	\$0

### Family Support

Child support collections (IV-D and non-IV-D)	\$2.8 mil
Average monthly temporary assistance families	44
Total temporary assistance payments	\$0.1 mil
Average monthly food stamp benefit recipients	923
Total food stamp benefits received	\$0.8 mil

### Child Welfare

Children involved in hotline reports	267
Children with probable cause abuse or neglect (completed investigations)	24
Children in family assessments (completed assessments)	197
Children in custody during SFY-2003	52
Average monthly children in custody	39
Children adopted	3
Total Children's Services expenditures	\$0.3 mil
Average monthly children receiving subsidized child care	45
Child care expenditures	\$0.1 mil

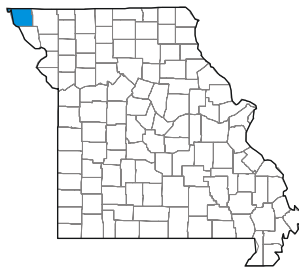
### Youth Services

Youths committed	0
Average monthly youths in DYS custody	2

SFY-2003

(1) In SFY-2003 this was changed to eligibles. In SFY-2002 people receiving Medicaid services were reported.  
 (2) Excludes Buy-In.

ATCHISON



## QUICK FACTS ABOUT DSS IN ATCHISON

### Medicaid/MC+

Number of people eligible for Medicaid/MC+ services<sup>(1)</sup> . . . . . 1,074

Medicaid/MC+ dollars spent in state fiscal year 2003<sup>(2)</sup> . . . . . \$12.7 mil

Estimated portion of \$12.7 mil that was federal dollars . . . . . \$7.6 mil

Medicaid/MC+ dollars for inpatient hospital services . . . . . \$0.5 mil

Medicaid/MC+ dollars for physician services . . . . . \$0.3 mil

Medicaid/MC+ dollars for nursing home services . . . . . \$1.5 mil

Medicaid/MC+ dollars for pharmacy services . . . . . \$1.7 mil

Medicaid/MC+ dollars for managed care payments . . . . . \$0

### Family Support

Child support collections (IV-D and non-IV-D) . . . . . \$1.0 mil

Average monthly temporary assistance families . . . . . 24

Total temporary assistance payments . . . . . \$0.1 mil

Average monthly food stamp benefit recipients . . . . . 508

Total food stamp benefits received . . . . . \$0.4 mil

### Child Welfare

Children involved in hotline reports . . . . . 88

Children with probable cause abuse or neglect (completed investigations) . . . . . 9

Children in family assessments (completed assessments) . . . . . 61

Children in custody during SFY-2003 . . . . . 17

Average monthly children in custody . . . . . 13

Children adopted . . . . . 0

Total Children's Services expenditures . . . . . \$0.2 mil

Average monthly children receiving subsidized child care . . . . . 24

Child care expenditures . . . . . \$0.1 mil

### Youth Services

Youths committed . . . . . 0

Average monthly youths in DYS custody . . . . . 0

SFY-2003

(1) In SFY-2003 this was changed to eligibles. In SFY-2002 people receiving Medicaid services were reported.

(2) Excludes Buy-In.

AUDRAIN



## QUICK FACTS ABOUT DSS IN AUDRAIN

### Medicaid/MC+

Number of people eligible for Medicaid/MC+ services <sup>(1)</sup>	4,131
Medicaid/MC+ dollars spent in state fiscal year 2003 <sup>(2)</sup>	\$21.0 mil
Estimated portion of \$21.0 mil that was federal dollars	\$12.7 mil
Medicaid/MC+ dollars for inpatient hospital services	\$1.0 mil
Medicaid/MC+ dollars for physician services	\$0.6 mil
Medicaid/MC+ dollars for nursing home services	\$3.7 mil
Medicaid/MC+ dollars for pharmacy services	\$4.2 mil
Medicaid/MC+ dollars for managed care payments	\$5.0 mil

### Family Support

Child support collections (IV-D and non-IV-D)	\$3.5 mil
Average monthly temporary assistance families	160
Total temporary assistance payments	\$0.4 mil
Average monthly food stamp benefit recipients	2,372
Total food stamp benefits received	\$2.2 mil

### Child Welfare

Children involved in hotline reports	369
Children with probable cause abuse or neglect (completed investigations)	41
Children in family assessments (completed assessments)	207
Children in custody during SFY-2003	75
Average monthly children in custody	44
Children adopted	7
Total Children's Services expenditures	\$0.7 mil
Average monthly children receiving subsidized child care	116
Child care expenditures	\$0.3 mil

### Youth Services

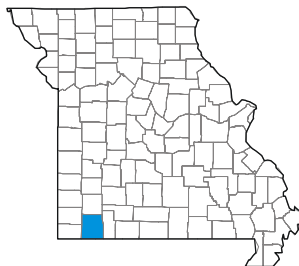
Youths committed	12
Average monthly youths in DYS custody	9

SFY-2003

(1) In SFY-2003 this was changed to eligibles. In SFY-2002 people receiving Medicaid services were reported.

(2) Excludes Buy-In.

BARRY



## QUICK FACTS ABOUT DSS IN BARRY

### Medicaid/MC+

Number of people eligible for Medicaid/MC+ services<sup>(1)</sup> . . . . . 6,931

Medicaid/MC+ dollars spent in state fiscal year 2003<sup>(2)</sup> . . . . . \$30.3 mil

Estimated portion of \$30.3 mil that was federal dollars . . . . . \$18.3 mil

Medicaid/MC+ dollars for inpatient hospital services . . . . . \$3.5 mil

Medicaid/MC+ dollars for physician services . . . . . \$2.5 mil

Medicaid/MC+ dollars for nursing home services . . . . . \$4.4 mil

Medicaid/MC+ dollars for pharmacy services . . . . . \$7.7 mil

Medicaid/MC+ dollars for managed care payments . . . . . \$0

### Family Support

Child support collections (IV-D and non-IV-D) . . . . . \$3.7 mil

Average monthly temporary assistance families . . . . . 284

Total temporary assistance payments . . . . . \$0.8 mil

Average monthly food stamp benefit recipients . . . . . 4,299

Total food stamp benefits received . . . . . \$4.0 mil

### Child Welfare

Children involved in hotline reports . . . . . 751

Children with probable cause abuse or neglect (completed investigations) . . . . . 112

Children in family assessments (completed assessments) . . . . . 415

Children in custody during SFY-2003 . . . . . 136

Average monthly children in custody . . . . . 78

Children adopted . . . . . 12

Total Children's Services expenditures . . . . . \$0.9 mil

Average monthly children receiving subsidized child care . . . . . 133

Child care expenditures . . . . . \$0.3 mil

### Youth Services

Youths committed . . . . . 5

Average monthly youths in DYS custody . . . . . 12

SFY-2003

(1) In SFY-2003 this was changed to eligibles. In SFY-2002 people receiving Medicaid services were reported.

(2) Excludes Buy-In.

BARTON



## QUICK FACTS ABOUT DSS IN BARTON

### Medicaid/MC+

Number of people eligible for Medicaid/MC+ services <sup>(1)</sup>	2,625
Medicaid/MC+ dollars spent in state fiscal year 2003 <sup>(2)</sup>	\$11.0 mil
Estimated portion of \$11.0 mil that was federal dollars	\$6.6 mil
Medicaid/MC+ dollars for inpatient hospital services	\$1.6 mil
Medicaid/MC+ dollars for physician services	\$0.8 mil
Medicaid/MC+ dollars for nursing home services	\$1.3 mil
Medicaid/MC+ dollars for pharmacy services	\$3.0 mil
Medicaid/MC+ dollars for managed care payments	\$0

### Family Support

Child support collections (IV-D and non-IV-D)	\$1.6 mil
Average monthly temporary assistance families	137
Total temporary assistance payments	\$0.4 mil
Average monthly food stamp benefit recipients	1,538
Total food stamp benefits received	\$1.4 mil

### Child Welfare

Children involved in hotline reports	217
Children with probable cause abuse or neglect (completed investigations)	28
Children in family assessments (completed assessments)	150
Children in custody during SFY-2003	34
Average monthly children in custody	23
Children adopted	1
Total Children's Services expenditures	\$0.4 mil
Average monthly children receiving subsidized child care	87
Child care expenditures	\$0.2 mil

### Youth Services

Youths committed	4
Average monthly youths in DYS custody	3

SFY-2003

(1) In SFY-2003 this was changed to eligibles. In SFY-2002 people receiving Medicaid services were reported.  
 (2) Excludes Buy-In.

BATES



## QUICK FACTS ABOUT DSS IN BATES

### Medicaid/MC+

Number of people eligible for Medicaid/MC+ services <sup>(1)</sup>	3,067
Medicaid/MC+ dollars spent in state fiscal year 2003 <sup>(2)</sup>	\$15.2 mil
Estimated portion of \$15.2 mil that was federal dollars	\$9.1 mil
Medicaid/MC+ dollars for inpatient hospital services	\$1.8 mil
Medicaid/MC+ dollars for physician services	\$1.0 mil
Medicaid/MC+ dollars for nursing home services	\$3.5 mil
Medicaid/MC+ dollars for pharmacy services	\$4.2 mil
Medicaid/MC+ dollars for managed care payments	\$0

### Family Support

Child support collections (IV-D and non-IV-D)	\$2.1 mil
Average monthly temporary assistance families	73
Total temporary assistance payments	\$0.2 mil
Average monthly food stamp benefit recipients	1,756
Total food stamp benefits received	\$1.5 mil

### Child Welfare

Children involved in hotline reports	257
Children with probable cause abuse or neglect (completed investigations)	35
Children in family assessments (completed assessments)	118
Children in custody during SFY-2003	35
Average monthly children in custody	22
Children adopted	3
Total Children's Services expenditures	\$0.4 mil
Average monthly children receiving subsidized child care	48
Child care expenditures	\$0.1 mil

### Youth Services

Youths committed	5
Average monthly youths in DYS custody	6

SFY-2003

(1) In SFY-2003 this was changed to eligibles. In SFY-2002 people receiving Medicaid services were reported.  
 (2) Excludes Buy-In.



BENTON



## QUICK FACTS ABOUT DSS IN BENTON

### Medicaid/MC+

Number of people eligible for Medicaid/MC+ services <sup>(1)</sup>	3,920
Medicaid/MC+ dollars spent in state fiscal year 2003 <sup>(2)</sup>	\$17.5 mil
Estimated portion of \$17.5 mil that was federal dollars	\$10.6 mil
Medicaid/MC+ dollars for inpatient hospital services	\$2.1 mil
Medicaid/MC+ dollars for physician services	\$1.1 mil
Medicaid/MC+ dollars for nursing home services	\$3.1 mil
Medicaid/MC+ dollars for pharmacy services	\$5.2 mil
Medicaid/MC+ dollars for managed care payments	\$0

### Family Support

Child support collections (IV-D and non-IV-D)	\$1.4 mil
Average monthly temporary assistance families	170
Total temporary assistance payments	\$0.5 mil
Average monthly food stamp benefit recipients	2,493
Total food stamp benefits received	\$2.4 mil

### Child Welfare

Children involved in hotline reports	234
Children with probable cause abuse or neglect (completed investigations)	18
Children in family assessments (completed assessments)	115
Children in custody during SFY-2003	8
Average monthly children in custody	4
Children adopted	0
Total Children's Services expenditures	\$0.1 mil
Average monthly children receiving subsidized child care	112
Child care expenditures	\$0.2 mil

### Youth Services

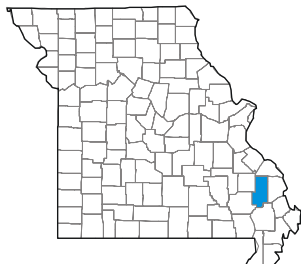
Youths committed	0
Average monthly youths in DYS custody	1

SFY-2003

(1) In SFY-2003 this was changed to eligibles. In SFY-2002 people receiving Medicaid services were reported.  
 (2) Excludes Buy-In.

BOLLINGER

## QUICK FACTS ABOUT DSS IN BOLLINGER



### Medicaid/MC+

Number of people eligible for Medicaid/MC+ services<sup>(1)</sup> . . . . . 2,737

Medicaid/MC+ dollars spent in state fiscal year 2003<sup>(2)</sup> . . . . . \$14.0 mil

Estimated portion of \$14.0 mil that was federal dollars . . . . . \$8.5 mil

Medicaid/MC+ dollars for inpatient hospital services . . . . . \$1.8 mil

Medicaid/MC+ dollars for physician services . . . . . \$1.2 mil

Medicaid/MC+ dollars for nursing home services . . . . . \$1.3 mil

Medicaid/MC+ dollars for pharmacy services . . . . . \$4.2 mil

Medicaid/MC+ dollars for managed care payments . . . . . \$0

### Family Support

Child support collections (IV-D and non-IV-D) . . . . . \$1.1 mil

Average monthly temporary assistance families . . . . . 53

Total temporary assistance payments . . . . . \$0.1 mil

Average monthly food stamp benefit recipients . . . . . 1,719

Total food stamp benefits received . . . . . \$1.5 mil

### Child Welfare

Children involved in hotline reports . . . . . 160

Children with probable cause abuse or neglect (completed investigations) . . . . . 26

Children in family assessments (completed assessments) . . . . . 109

Children in custody during SFY-2003 . . . . . 17

Average monthly children in custody . . . . . 9

Children adopted . . . . . 1

Total Children's Services expenditures . . . . . \$0.1 mil

Average monthly children receiving subsidized child care . . . . . 71

Child care expenditures . . . . . \$0.1 mil

### Youth Services

Youths committed . . . . . 0

Average monthly youths in DYS custody . . . . . 3

SFY-2003

(1) In SFY-2003 this was changed to eligibles. In SFY-2002 people receiving Medicaid services were reported.  
 (2) Excludes Buy-In.

BOONE



## QUICK FACTS ABOUT DSS IN BOONE

### Medicaid/MC+

Number of people eligible for Medicaid/MC+ services <sup>(1)</sup>	18,730
Medicaid/MC+ dollars spent in state fiscal year 2003 <sup>(2)</sup>	\$92.0 mil
Estimated portion of \$92.0 mil that was federal dollars	\$55.5 mil
Medicaid/MC+ dollars for inpatient hospital services	\$6.7 mil
Medicaid/MC+ dollars for physician services	\$3.0 mil
Medicaid/MC+ dollars for nursing home services	\$9.2 mil
Medicaid/MC+ dollars for pharmacy services	\$16.6 mil
Medicaid/MC+ dollars for managed care payments	\$24.9 mil

### Family Support

Child support collections (IV-D and non-IV-D)	\$13.1 mil
Average monthly temporary assistance families	884
Total temporary assistance payments	\$2.4 mil
Average monthly food stamp benefit recipients	11,422
Total food stamp benefits received	\$11.5 mil

### Child Welfare

Children involved in hotline reports	1,628
Children with probable cause abuse or neglect (completed investigations)	182
Children in family assessments (completed assessments)	952
Children in custody during SFY-2003	453
Average monthly children in custody	324
Children adopted	31
Total Children's Services expenditures	\$4.8 mil
Average monthly children receiving subsidized child care	1,644
Child care expenditures	\$5.6 mil

### Youth Services

Youths committed	43
Average monthly youths in DYS custody	85

SFY-2003

(1) In SFY-2003 this was changed to eligibles. In SFY-2002 people receiving Medicaid services were reported.  
 (2) Excludes Buy-In.



## QUICK FACTS ABOUT DSS IN BUCHANAN

### Medicaid/MC+

Number of people eligible for Medicaid/MC+ services <sup>(1)</sup>	14,909
Medicaid/MC+ dollars spent in state fiscal year 2003 <sup>(2)</sup>	\$78.4 mil
Estimated portion of \$78.4 mil that was federal dollars	\$47.3 mil
Medicaid/MC+ dollars for inpatient hospital services	\$10.9 mil
Medicaid/MC+ dollars for physician services	\$5.7 mil
Medicaid/MC+ dollars for nursing home services	\$9.7 mil
Medicaid/MC+ dollars for pharmacy services	\$20.0 mil
Medicaid/MC+ dollars for managed care payments	\$0

### Family Support

Child support collections (IV-D and non-IV-D)	\$18.5 mil
Average monthly temporary assistance families	607
Total temporary assistance payments	\$1.7 mil
Average monthly food stamp benefit recipients	9,256
Total food stamp benefits received	\$8.7 mil

### Child Welfare

Children involved in hotline reports	1,865
Children with probable cause abuse or neglect (completed investigations)	157
Children in family assessments (completed assessments)	1,542
Children in custody during SFY-2003	202
Average monthly children in custody	135
Children adopted	37
Total Children's Services expenditures	\$2.7 mil
Average monthly children receiving subsidized child care	885
Child care expenditures	\$2.4 mil

### Youth Services

Youths committed	15
Average monthly youths in DYS custody	20

SFY-2003

(1) In SFY-2003 this was changed to eligibles. In SFY-2002 people receiving Medicaid services were reported.  
 (2) Excludes Buy-In.

BUTLER



## QUICK FACTS ABOUT DSS IN BUTLER

### Medicaid/MC+

Number of people eligible for Medicaid/MC+ services <sup>(1)</sup>	10,879
Medicaid/MC+ dollars spent in state fiscal year 2003 <sup>(2)</sup>	\$69.0 mil
Estimated portion of \$69.0 mil that was federal dollars	\$41.6 mil
Medicaid/MC+ dollars for inpatient hospital services	\$6.9 mil
Medicaid/MC+ dollars for physician services	\$5.2 mil
Medicaid/MC+ dollars for nursing home services	\$8.0 mil
Medicaid/MC+ dollars for pharmacy services	\$19.5 mil
Medicaid/MC+ dollars for managed care payments	\$0

### Family Support

Child support collections (IV-D and non-IV-D)	\$4.3 mil
Average monthly temporary assistance families	488
Total temporary assistance payments	\$1.3 mil
Average monthly food stamp benefit recipients	7,617
Total food stamp benefits received	\$6.4 mil

### Child Welfare

Children involved in hotline reports	752
Children with probable cause abuse or neglect (completed investigations)	75
Children in family assessments (completed assessments)	618
Children in custody during SFY-2003	76
Average monthly children in custody	53
Children adopted	4
Total Children's Services expenditures	\$0.8 mil
Average monthly children receiving subsidized child care	479
Child care expenditures	\$1.0 mil

### Youth Services

Youths committed	6
Average monthly youths in DYS custody	8

SFY-2003

(1) In SFY-2003 this was changed to eligibles. In SFY-2002 people receiving Medicaid services were reported.  
 (2) Excludes Buy-In.

CALDWELL



## QUICK FACTS ABOUT DSS IN CALDWELL

### Medicaid/MC+

Number of people eligible for Medicaid/MC+ services <sup>(1)</sup>	1,703
Medicaid/MC+ dollars spent in state fiscal year 2003 <sup>(2)</sup>	\$6.6 mil
Estimated portion of \$6.6 mil that was federal dollars	\$4.0 mil
Medicaid/MC+ dollars for inpatient hospital services	\$1.1 mil
Medicaid/MC+ dollars for physician services	\$0.7 mil
Medicaid/MC+ dollars for nursing home services	\$1.2 mil
Medicaid/MC+ dollars for pharmacy services	\$1.4 mil
Medicaid/MC+ dollars for managed care payments	\$0

### Family Support

Child support collections (IV-D and non-IV-D)	\$1.2 mil
Average monthly temporary assistance families	56
Total temporary assistance payments	\$0.2 mil
Average monthly food stamp benefit recipients	972
Total food stamp benefits received	\$0.9 mil

### Child Welfare

Children involved in hotline reports	173
Children with probable cause abuse or neglect (completed investigations)	26
Children in family assessments (completed assessments)	116
Children in custody during SFY-2003	14
Average monthly children in custody	10
Children adopted	1
Total Children's Services expenditures	\$0.1 mil
Average monthly children receiving subsidized child care	37
Child care expenditures	\$0.1 mil

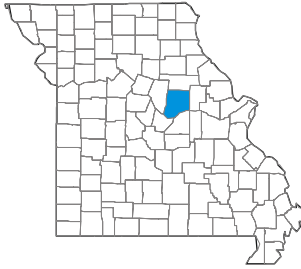
### Youth Services

Youths committed	3
Average monthly youths in DYS custody	5

SFY-2003

(1) In SFY-2003 this was changed to eligibles. In SFY-2002 people receiving Medicaid services were reported.  
 (2) Excludes Buy-In.

CALLAWAY



**QUICK FACTS ABOUT DSS IN CALLAWAY**

**Medicaid/MC+**

Number of people eligible for Medicaid/MC+ services <sup>(1)</sup>	6,266
Medicaid/MC+ dollars spent in state fiscal year 2003 <sup>(2)</sup>	\$31.0 mil
Estimated portion of \$31.0 mil that was federal dollars	\$18.7 mil
Medicaid/MC+ dollars for inpatient hospital services	\$3.7 mil
Medicaid/MC+ dollars for physician services	\$0.9 mil
Medicaid/MC+ dollars for nursing home services	\$3.7 mil
Medicaid/MC+ dollars for pharmacy services	\$5.1 mil
Medicaid/MC+ dollars for managed care payments	\$8.0 mil

**Family Support**

Child support collections (IV-D and non-IV-D)	\$3.6 mil
Average monthly temporary assistance families	224
Total temporary assistance payments	\$0.6 mil
Average monthly food stamp benefit recipients	3,178
Total food stamp benefits received	\$3.0 mil

**Child Welfare**

Children involved in hotline reports	811
Children with probable cause abuse or neglect (completed investigations)	81
Children in family assessments (completed assessments)	541
Children in custody during SFY-2003	207
Average monthly children in custody	154
Children adopted	11
Total Children's Services expenditures	\$1.7 mil
Average monthly children receiving subsidized child care	181
Child care expenditures	\$0.4 mil

**Youth Services**

Youths committed	14
Average monthly youths in DYS custody	27

SFY-2003

(1) In SFY-2003 this was changed to eligibles. In SFY-2002 people receiving Medicaid services were reported.  
 (2) Excludes Buy-In.

CAMDEN



## QUICK FACTS ABOUT DSS IN CAMDEN

### Medicaid/MC+

Number of people eligible for Medicaid/MC+ services <sup>(1)</sup>	6,157
Medicaid/MC+ dollars spent in state fiscal year 2003 <sup>(2)</sup>	\$26.0 mil
Estimated portion of \$26.0 mil that was federal dollars	\$15.7 mil
Medicaid/MC+ dollars for inpatient hospital services	\$2.4 mil
Medicaid/MC+ dollars for physician services	\$1.1 mil
Medicaid/MC+ dollars for nursing home services	\$3.6 mil
Medicaid/MC+ dollars for pharmacy services	\$5.0 mil
Medicaid/MC+ dollars for managed care payments	\$7.9 mil

### Family Support

Child support collections (IV-D and non-IV-D)	\$2.8 mil
Average monthly temporary assistance families	154
Total temporary assistance payments	\$0.4 mil
Average monthly food stamp benefit recipients	3,278
Total food stamp benefits received	\$3.0 mil

### Child Welfare

Children involved in hotline reports	545
Children with probable cause abuse or neglect (completed investigations)	114
Children in family assessments (completed assessments)	399
Children in custody during SFY-2003	73
Average monthly children in custody	42
Children adopted	5
Total Children's Services expenditures	\$0.4 mil
Average monthly children receiving subsidized child care	81
Child care expenditures	\$0.2 mil

### Youth Services

Youths committed	9
Average monthly youths in DYS custody	18

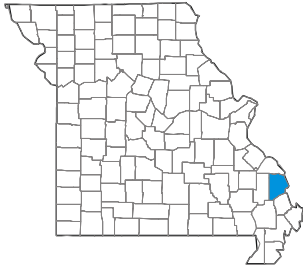
SFY-2003

(1) In SFY-2003 this was changed to eligibles. In SFY-2002 people receiving Medicaid services were reported.

(2) Excludes Buy-In.



CAPE GIRARDEAU



**QUICK FACTS ABOUT DSS IN CAPE GIRARDEAU**

**Medicaid/MC+**

Number of people eligible for Medicaid/MC+ services <sup>(1)</sup>	11,891
Medicaid/MC+ dollars spent in state fiscal year 2003 <sup>(2)</sup>	\$55.3 mil
Estimated portion of \$55.3 mil that was federal dollars	\$33.3 mil
Medicaid/MC+ dollars for inpatient hospital services	\$5.6 mil
Medicaid/MC+ dollars for physician services	\$4.1 mil
Medicaid/MC+ dollars for nursing home services	\$10.4 mil
Medicaid/MC+ dollars for pharmacy services	\$15.2 mil
Medicaid/MC+ dollars for managed care payments	\$0

**Family Support**

Child support collections (IV-D and non-IV-D)	\$9.9 mil
Average monthly temporary assistance families	517
Total temporary assistance payments	\$1.5 mil
Average monthly food stamp benefit recipients	6,311
Total food stamp benefits received	\$6.1 mil

**Child Welfare**

Children involved in hotline reports	732
Children with probable cause abuse or neglect (completed investigations)	67
Children in family assessments (completed assessments)	594
Children in custody during SFY-2003	205
Average monthly children in custody	131
Children adopted	17
Total Children's Services expenditures	\$2.4 mil
Average monthly children receiving subsidized child care	595
Child care expenditures	\$1.2 mil

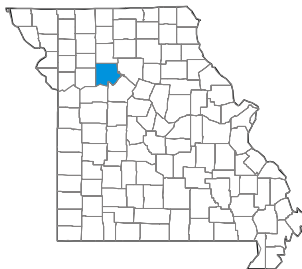
**Youth Services**

Youths committed	16
Average monthly youths in DYS custody	35

SFY-2003

(1) In SFY-2003 this was changed to eligibles. In SFY-2002 people receiving Medicaid services were reported.  
 (2) Excludes Buy-In.

CARROLL



## QUICK FACTS ABOUT DSS IN CARROLL

### Medicaid/MC+

Number of people eligible for Medicaid/MC+ services<sup>(1)</sup> . . . . . 2,079

Medicaid/MC+ dollars spent in state fiscal year 2003<sup>(2)</sup> . . . . . \$10.1 mil

Estimated portion of \$10.1 mil that was federal dollars . . . . . \$6.1 mil

Medicaid/MC+ dollars for inpatient hospital services . . . . . \$1.4 mil

Medicaid/MC+ dollars for physician services . . . . . \$0.6 mil

Medicaid/MC+ dollars for nursing home services . . . . . \$1.9 mil

Medicaid/MC+ dollars for pharmacy services . . . . . \$2.3 mil

Medicaid/MC+ dollars for managed care payments . . . . . \$0

### Family Support

Child support collections (IV-D and non-IV-D) . . . . . \$1.6 mil

Average monthly temporary assistance families . . . . . 53

Total temporary assistance payments . . . . . \$0.2 mil

Average monthly food stamp benefit recipients . . . . . 1,108

Total food stamp benefits received . . . . . \$1.0 mil

### Child Welfare

Children involved in hotline reports . . . . . 123

Children with probable cause abuse or neglect (completed investigations) . . . . . 19

Children in family assessments (completed assessments) . . . . . 65

Children in custody during SFY-2003 . . . . . 9

Average monthly children in custody . . . . . 4

Children adopted . . . . . 0

Total Children's Services expenditures . . . . . \$0.1 mil

Average monthly children receiving subsidized child care . . . . . 43

Child care expenditures . . . . . \$0.1 mil

### Youth Services

Youths committed . . . . . 1

Average monthly youths in DYS custody . . . . . 5

SFY-2003

(1) In SFY-2003 this was changed to eligibles. In SFY-2002 people receiving Medicaid services were reported.

(2) Excludes Buy-In.

CARTER



## QUICK FACTS ABOUT DSS IN CARTER

### Medicaid/MC+

Number of people eligible for Medicaid/MC+ services<sup>(1)</sup> . . . . . 2,043

Medicaid/MC+ dollars spent in state fiscal year 2003<sup>(2)</sup> . . . . . \$10.1 mil

Estimated portion of \$10.1 mil that was federal dollars . . . . . \$6.1 mil

Medicaid/MC+ dollars for inpatient hospital services . . . . . \$1.2 mil

Medicaid/MC+ dollars for physician services . . . . . \$0.9 mil

Medicaid/MC+ dollars for nursing home services . . . . . \$0.7 mil

Medicaid/MC+ dollars for pharmacy services . . . . . \$2.9 mil

Medicaid/MC+ dollars for managed care payments . . . . . \$0

### Family Support

Child support collections (IV-D and non-IV-D) . . . . . \$0.7 mil

Average monthly temporary assistance families . . . . . 61

Total temporary assistance payments . . . . . \$0.2 mil

Average monthly food stamp benefit recipients . . . . . 1,360

Total food stamp benefits received . . . . . \$1.1 mil

### Child Welfare

Children involved in hotline reports . . . . . 198

Children with probable cause abuse or neglect (completed investigations) . . . . . 23

Children in family assessments (completed assessments) . . . . . 143

Children in custody during SFY-2003 . . . . . 15

Average monthly children in custody . . . . . 13

Children adopted . . . . . 0

Total Children's Services expenditures . . . . . \$0.2 mil

Average monthly children receiving subsidized child care . . . . . 41

Child care expenditures . . . . . \$0.1 mil

### Youth Services

Youths committed . . . . . 1

Average monthly youths in DYS custody . . . . . 0

SFY-2003

(1) In SFY-2003 this was changed to eligibles. In SFY-2002 people receiving Medicaid services were reported.

(2) Excludes Buy-In.

CASS



## QUICK FACTS ABOUT DSS IN CASS

### Medicaid/MC+

Number of people eligible for Medicaid/MC+ services <sup>(1)</sup>	8,874
Medicaid/MC+ dollars spent in state fiscal year 2003 <sup>(2)</sup>	\$44.7 mil
Estimated portion of \$44.7 mil that was federal dollars	\$27.0 mil
Medicaid/MC+ dollars for inpatient hospital services	\$2.5 mil
Medicaid/MC+ dollars for physician services	\$1.1 mil
Medicaid/MC+ dollars for nursing home services	\$10.3 mil
Medicaid/MC+ dollars for pharmacy services	\$8.4 mil
Medicaid/MC+ dollars for managed care payments	\$11.3 mil

### Family Support

Child support collections (IV-D and non-IV-D)	\$10.6 mil
Average monthly temporary assistance families	335
Total temporary assistance payments	\$1.0 mil
Average monthly food stamp benefit recipients	4,356
Total food stamp benefits received	\$4.2 mil

### Child Welfare

Children involved in hotline reports	1,083
Children with probable cause abuse or neglect (completed investigations)	97
Children in family assessments (completed assessments)	799
Children in custody during SFY-2003	140
Average monthly children in custody	89
Children adopted	28
Total Children's Services expenditures	\$2.2 mil
Average monthly children receiving subsidized child care	351
Child care expenditures	\$1.0 mil

### Youth Services

Youths committed	12
Average monthly youths in DYS custody	14

SFY-2003

(1) In SFY-2003 this was changed to eligibles. In SFY-2002 people receiving Medicaid services were reported.  
 (2) Excludes Buy-In.

CEDAR

## QUICK FACTS ABOUT DSS IN CEDAR



### Medicaid/MC+

Number of people eligible for Medicaid/MC+ services<sup>(1)</sup> . . . . . 3,337

Medicaid/MC+ dollars spent in state fiscal year 2003<sup>(2)</sup> . . . . . \$15.7 mil

Estimated portion of \$15.7 mil that was federal dollars . . . . . \$9.5 mil

Medicaid/MC+ dollars for inpatient hospital services . . . . . \$1.4 mil

Medicaid/MC+ dollars for physician services . . . . . \$1.4 mil

Medicaid/MC+ dollars for nursing home services . . . . . \$2.3 mil

Medicaid/MC+ dollars for pharmacy services . . . . . \$3.9 mil

Medicaid/MC+ dollars for managed care payments . . . . . \$0

### Family Support

Child support collections (IV-D and non-IV-D) . . . . . \$1.3 mil

Average monthly temporary assistance families . . . . . 120

Total temporary assistance payments . . . . . \$0.3 mil

Average monthly food stamp benefit recipients . . . . . 2,029

Total food stamp benefits received . . . . . \$1.8 mil

### Child Welfare

Children involved in hotline reports . . . . . 273

Children with probable cause abuse or neglect (completed investigations) . . . . . 57

Children in family assessments (completed assessments) . . . . . 151

Children in custody during SFY-2003 . . . . . 54

Average monthly children in custody . . . . . 32

Children adopted . . . . . 0

Total Children's Services expenditures . . . . . \$0.3 mil

Average monthly children receiving subsidized child care . . . . . 95

Child care expenditures . . . . . \$0.2 mil

### Youth Services

Youths committed . . . . . 3

Average monthly youths in DYS custody . . . . . 5

SFY-2003

(1) In SFY-2003 this was changed to eligibles. In SFY-2002 people receiving Medicaid services were reported.

(2) Excludes Buy-In.

CHARITON

## QUICK FACTS ABOUT DSS IN CHARITON



### Medicaid/MC+

Number of people eligible for Medicaid/MC+ services <sup>(1)</sup>	1,167
Medicaid/MC+ dollars spent in state fiscal year 2003 <sup>(2)</sup>	\$8.3 mil
Estimated portion of \$8.3 mil that was federal dollars	\$5.0 mil
Medicaid/MC+ dollars for inpatient hospital services	\$0.6 mil
Medicaid/MC+ dollars for physician services	\$0.3 mil
Medicaid/MC+ dollars for nursing home services	\$3.2 mil
Medicaid/MC+ dollars for pharmacy services	\$1.6 mil
Medicaid/MC+ dollars for managed care payments	\$1.1 mil

### Family Support

Child support collections (IV-D and non-IV-D)	\$0.9 mil
Average monthly temporary assistance families	25
Total temporary assistance payments	\$0.1 mil
Average monthly food stamp benefit recipients	584
Total food stamp benefits received	\$0.5 mil

### Child Welfare

Children involved in hotline reports	69
Children with probable cause abuse or neglect (completed investigations)	7
Children in family assessments (completed assessments)	41
Children in custody during SFY-2003	22
Average monthly children in custody	16
Children adopted	0
Total Children's Services expenditures	\$0.1 mil
Average monthly children receiving subsidized child care	20
Child care expenditures	\$32,847

### Youth Services

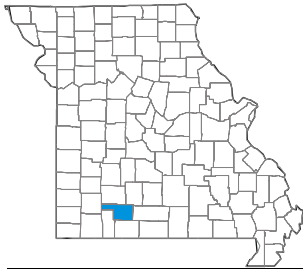
Youths committed	4
Average monthly youths in DYS custody	4

SFY-2003

(1) In SFY-2003 this was changed to eligibles. In SFY-2002 people receiving Medicaid services were reported.  
 (2) Excludes Buy-In.

CHRISTIAN

## QUICK FACTS ABOUT DSS IN CHRISTIAN



### Medicaid/MC+

Number of people eligible for Medicaid/MC+ services <sup>(1)</sup>	8,034
Medicaid/MC+ dollars spent in state fiscal year 2003 <sup>(2)</sup>	\$32.1 mil
Estimated portion of \$32.1 mil that was federal dollars	\$19.4 mil
Medicaid/MC+ dollars for inpatient hospital services	\$4.3 mil
Medicaid/MC+ dollars for physician services	\$2.5 mil
Medicaid/MC+ dollars for nursing home services	\$3.5 mil
Medicaid/MC+ dollars for pharmacy services	\$10.7 mil
Medicaid/MC+ dollars for managed care payments	\$0

### Family Support

Child support collections (IV-D and non-IV-D)	\$5.8 mil
Average monthly temporary assistance families	197
Total temporary assistance payments	\$0.5 mil
Average monthly food stamp benefit recipients	4,316
Total food stamp benefits received	\$4.0 mil

### Child Welfare

Children involved in hotline reports	793
Children with probable cause abuse or neglect (completed investigations)	97
Children in family assessments (completed assessments)	445
Children in custody during SFY-2003	240
Average monthly children in custody	141
Children adopted	15
Total Children's Services expenditures	\$1.9 mil
Average monthly children receiving subsidized child care	402
Child care expenditures	\$1.0 mil

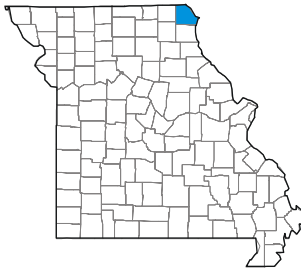
### Youth Services

Youths committed	16
Average monthly youths in DYS custody	18

SFY-2003

(1) In SFY-2003 this was changed to eligibles. In SFY-2002 people receiving Medicaid services were reported.  
 (2) Excludes Buy-In.

CLARK



## QUICK FACTS ABOUT DSS IN CLARK

### Medicaid/MC+

Number of people eligible for Medicaid/MC+ services <sup>(1)</sup>	1,351
Medicaid/MC+ dollars spent in state fiscal year 2003 <sup>(2)</sup>	\$5.2 mil
Estimated portion of \$5.2 mil that was federal dollars	\$3.1 mil
Medicaid/MC+ dollars for inpatient hospital services	\$0.5 mil
Medicaid/MC+ dollars for physician services	\$0.4 mil
Medicaid/MC+ dollars for nursing home services	\$1.3 mil
Medicaid/MC+ dollars for pharmacy services	\$1.4 mil
Medicaid/MC+ dollars for managed care payments	\$0

### Family Support

Child support collections (IV-D and non-IV-D)	\$1.0 mil
Average monthly temporary assistance families	37
Total temporary assistance payments	\$0.1 mil
Average monthly food stamp benefit recipients	667
Total food stamp benefits received	\$0.6 mil

### Child Welfare

Children involved in hotline reports	96
Children with probable cause abuse or neglect (completed investigations)	14
Children in family assessments (completed assessments)	48
Children in custody during SFY-2003	32
Average monthly children in custody	27
Children adopted	2
Total Children's Services expenditures	\$0.3 mil
Average monthly children receiving subsidized child care	37
Child care expenditures	\$0.1 mil

### Youth Services

Youths committed	1
Average monthly youths in DYS custody	1

SFY-2003

(1) In SFY-2003 this was changed to eligibles. In SFY-2002 people receiving Medicaid services were reported.  
 (2) Excludes Buy-In.



CLAY

## QUICK FACTS ABOUT DSS IN CLAY



### Medicaid/MC+

Number of people eligible for Medicaid/MC+ services <sup>(1)</sup>	16,080
Medicaid/MC+ dollars spent in state fiscal year 2003 <sup>(2)</sup>	\$80.6 mil
Estimated portion of \$80.6 mil that was federal dollars	\$48.6 mil
Medicaid/MC+ dollars for inpatient hospital services	\$5.7 mil
Medicaid/MC+ dollars for physician services	\$2.3 mil
Medicaid/MC+ dollars for nursing home services	\$17.9 mil
Medicaid/MC+ dollars for pharmacy services	\$13.4 mil
Medicaid/MC+ dollars for managed care payments	\$21.2 mil

### Family Support

Child support collections (IV-D and non-IV-D)	\$30.8 mil
Average monthly temporary assistance families	557
Total temporary assistance payments	\$1.5 mil
Average monthly food stamp benefit recipients	8,196
Total food stamp benefits received	\$7.9 mil

### Child Welfare

Children involved in hotline reports	2,032
Children with probable cause abuse or neglect (completed investigations)	152
Children in family assessments (completed assessments)	1,605
Children in custody during SFY-2003	200
Average monthly children in custody	121
Children adopted	21
Total Children's Services expenditures	\$2.7 mil
Average monthly children receiving subsidized child care	635
Child care expenditures	\$2.2 mil

### Youth Services

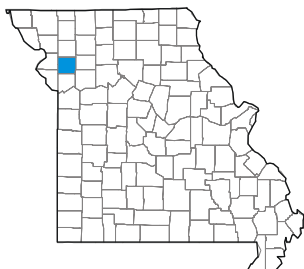
Youths committed	34
Average monthly youths in DYS custody	55

SFY-2003

(1) In SFY-2003 this was changed to eligibles. In SFY-2002 people receiving Medicaid services were reported.  
 (2) Excludes Buy-In.

CLINTON

## QUICK FACTS ABOUT DSS IN CLINTON



### Medicaid/MC+

Number of people eligible for Medicaid/MC+ services<sup>(1)</sup> . . . . . 2,136

Medicaid/MC+ dollars spent in state fiscal year 2003<sup>(2)</sup> . . . . . \$12.0 mil

Estimated portion of \$12.0 mil that was federal dollars . . . . . \$7.3 mil

Medicaid/MC+ dollars for inpatient hospital services . . . . . \$1.6 mil

Medicaid/MC+ dollars for physician services . . . . . \$0.7 mil

Medicaid/MC+ dollars for nursing home services . . . . . \$4.1 mil

Medicaid/MC+ dollars for pharmacy services . . . . . \$2.3 mil

Medicaid/MC+ dollars for managed care payments . . . . . \$0

### Family Support

Child support collections (IV-D and non-IV-D) . . . . . \$3.1 mil

Average monthly temporary assistance families . . . . . 60

Total temporary assistance payments . . . . . \$0.2 mil

Average monthly food stamp benefit recipients . . . . . 899

Total food stamp benefits received . . . . . \$0.8 mil

### Child Welfare

Children involved in hotline reports . . . . . 252

Children with probable cause abuse or neglect (completed investigations) . . . . . 45

Children in family assessments (completed assessments) . . . . . 178

Children in custody during SFY-2003 . . . . . 40

Average monthly children in custody . . . . . 25

Children adopted . . . . . 1

Total Children's Services expenditures . . . . . \$0.2 mil

Average monthly children receiving subsidized child care . . . . . 50

Child care expenditures . . . . . \$0.1 mil

### Youth Services

Youths committed . . . . . 8

Average monthly youths in DYS custody . . . . . 4

SFY-2003

(1) In SFY-2003 this was changed to eligibles. In SFY-2002 people receiving Medicaid services were reported.

(2) Excludes Buy-In.

COLE



## QUICK FACTS ABOUT DSS IN COLE

### Medicaid/MC+

Number of people eligible for Medicaid/MC+ services <sup>(1)</sup>	8,144
Medicaid/MC+ dollars spent in state fiscal year 2003 <sup>(2)</sup>	\$40.9 mil
Estimated portion of \$40.9 mil that was federal dollars	\$24.7 mil
Medicaid/MC+ dollars for inpatient hospital services	\$3.3 mil
Medicaid/MC+ dollars for physician services	\$1.3 mil
Medicaid/MC+ dollars for nursing home services	\$6.6 mil
Medicaid/MC+ dollars for pharmacy services	\$7.7 mil
Medicaid/MC+ dollars for managed care payments	\$10.1 mil

### Family Support

Child support collections (IV-D and non-IV-D)	\$7.8 mil
Average monthly temporary assistance families	302
Total temporary assistance payments	\$0.9 mil
Average monthly food stamp benefit recipients	4,546
Total food stamp benefits received	\$4.4 mil

### Child Welfare

Children involved in hotline reports	993
Children with probable cause abuse or neglect (completed investigations)	169
Children in family assessments (completed assessments)	447
Children in custody during SFY-2003	400
Average monthly children in custody	253
Children adopted	22
Total Children's Services expenditures	\$2.9 mil
Average monthly children receiving subsidized child care	352
Child care expenditures	\$0.9 mil

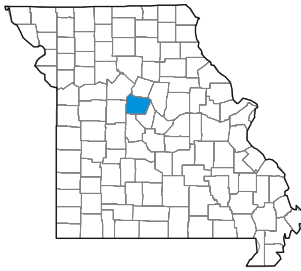
### Youth Services

Youths committed	15
Average monthly youths in DYS custody	23

SFY-2003

(1) In SFY-2003 this was changed to eligibles. In SFY-2002 people receiving Medicaid services were reported.  
 (2) Excludes Buy-In.

COOPER



## QUICK FACTS ABOUT DSS IN COOPER

### Medicaid/MC+

Number of people eligible for Medicaid/MC+ services <sup>(1)</sup>	2,354
Medicaid/MC+ dollars spent in state fiscal year 2003 <sup>(2)</sup>	\$13.1 mil
Estimated portion of \$13.1 mil that was federal dollars	\$7.9 mil
Medicaid/MC+ dollars for inpatient hospital services	\$0.8 mil
Medicaid/MC+ dollars for physician services	\$0.4 mil
Medicaid/MC+ dollars for nursing home services	\$3.5 mil
Medicaid/MC+ dollars for pharmacy services	\$2.2 mil
Medicaid/MC+ dollars for managed care payments	\$2.8 mil

### Family Support

Child support collections (IV-D and non-IV-D)	\$1.8 mil
Average monthly temporary assistance families	86
Total temporary assistance payments	\$0.3 mil
Average monthly food stamp benefit recipients	1,211
Total food stamp benefits received	\$1.1 mil

### Child Welfare

Children involved in hotline reports	209
Children with probable cause abuse or neglect (completed investigations)	43
Children in family assessments (completed assessments)	114
Children in custody during SFY-2003	59
Average monthly children in custody	33
Children adopted	4
Total Children's Services expenditures	\$0.3 mil
Average monthly children receiving subsidized child care	76
Child care expenditures	\$0.1 mil

### Youth Services

Youths committed	3
Average monthly youths in DYS custody	7

SFY-2003

(1) In SFY-2003 this was changed to eligibles. In SFY-2002 people receiving Medicaid services were reported.  
 (2) Excludes Buy-In.

CRAWFORD



## QUICK FACTS ABOUT DSS IN CRAWFORD

### Medicaid/MC+

Number of people eligible for Medicaid/MC+ services<sup>(1)</sup> . . . . . 4,932

Medicaid/MC+ dollars spent in state fiscal year 2003<sup>(2)</sup> . . . . . \$25.2 mil

Estimated portion of \$25.2 mil that was federal dollars . . . . . \$15.2 mil

Medicaid/MC+ dollars for inpatient hospital services . . . . . \$3.0 mil

Medicaid/MC+ dollars for physician services . . . . . \$2.3 mil

Medicaid/MC+ dollars for nursing home services . . . . . \$4.3 mil

Medicaid/MC+ dollars for pharmacy services . . . . . \$6.9 mil

Medicaid/MC+ dollars for managed care payments . . . . . \$0

### Family Support

Child support collections (IV-D and non-IV-D) . . . . . \$2.7 mil

Average monthly temporary assistance families . . . . . 212

Total temporary assistance payments . . . . . \$0.6 mil

Average monthly food stamp benefit recipients . . . . . 3,231

Total food stamp benefits received . . . . . \$2.8 mil

### Child Welfare

Children involved in hotline reports . . . . . 545

Children with probable cause abuse or neglect (completed investigations) . . . . . 59

Children in family assessments (completed assessments) . . . . . 306

Children in custody during SFY-2003 . . . . . 146

Average monthly children in custody . . . . . 113

Children adopted . . . . . 0

Total Children's Services expenditures . . . . . \$0.9 mil

Average monthly children receiving subsidized child care . . . . . 119

Child care expenditures . . . . . \$0.3 mil

### Youth Services

Youths committed . . . . . 5

Average monthly youths in DYS custody . . . . . 9

SFY-2003

(1) In SFY-2003 this was changed to eligibles. In SFY-2002 people receiving Medicaid services were reported.

(2) Excludes Buy-In.

DADE

## QUICK FACTS ABOUT DSS IN DADE



### Medicaid/MC+

Number of people eligible for Medicaid/MC+ services <sup>(1)</sup>	1,553
Medicaid/MC+ dollars spent in state fiscal year 2003 <sup>(2)</sup>	\$7.2 mil
Estimated portion of \$7.2 mil that was federal dollars	\$4.3 mil
Medicaid/MC+ dollars for inpatient hospital services	\$0.8 mil
Medicaid/MC+ dollars for physician services	\$0.6 mil
Medicaid/MC+ dollars for nursing home services	\$1.9 mil
Medicaid/MC+ dollars for pharmacy services	\$2.1 mil
Medicaid/MC+ dollars for managed care payments	\$0

### Family Support

Child support collections (IV-D and non-IV-D)	\$0.7 mil
Average monthly temporary assistance families	28
Total temporary assistance payments	\$0.1 mil
Average monthly food stamp benefit recipients	815
Total food stamp benefits received	\$0.6 mil

### Child Welfare

Children involved in hotline reports	115
Children with probable cause abuse or neglect (completed investigations)	19
Children in family assessments (completed assessments)	67
Children in custody during SFY-2003	25
Average monthly children in custody	20
Children adopted	3
Total Children's Services expenditures	\$0.3 mil
Average monthly children receiving subsidized child care	15
Child care expenditures	\$29,485

### Youth Services

Youths committed	6
Average monthly youths in DYS custody	5

SFY-2003

(1) In SFY-2003 this was changed to eligibles. In SFY-2002 people receiving Medicaid services were reported.  
 (2) Excludes Buy-In.

DALLAS



## QUICK FACTS ABOUT DSS IN DALLAS

### Medicaid/MC+

Number of people eligible for Medicaid/MC+ services <sup>(1)</sup>	3,592
Medicaid/MC+ dollars spent in state fiscal year 2003 <sup>(2)</sup>	\$13.5 mil
Estimated portion of \$13.5 mil that was federal dollars	\$8.1 mil
Medicaid/MC+ dollars for inpatient hospital services	\$1.2 mil
Medicaid/MC+ dollars for physician services	\$1.6 mil
Medicaid/MC+ dollars for nursing home services	\$2.3 mil
Medicaid/MC+ dollars for pharmacy services	\$4.3 mil
Medicaid/MC+ dollars for managed care payments	\$0

### Family Support

Child support collections (IV-D and non-IV-D)	\$1.4 mil
Average monthly temporary assistance families	105
Total temporary assistance payments	\$0.3 mil
Average monthly food stamp benefit recipients	2,038
Total food stamp benefits received	\$1.8 mil

### Child Welfare

Children involved in hotline reports	280
Children with probable cause abuse or neglect (completed investigations)	46
Children in family assessments (completed assessments)	131
Children in custody during SFY-2003	23
Average monthly children in custody	12
Children adopted	5
Total Children's Services expenditures	\$0.2 mil
Average monthly children receiving subsidized child care	102
Child care expenditures	\$0.2 mil

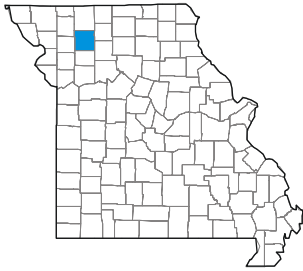
### Youth Services

Youths committed	9
Average monthly youths in DYS custody	7

SFY-2003

(1) In SFY-2003 this was changed to eligibles. In SFY-2002 people receiving Medicaid services were reported.  
 (2) Excludes Buy-In.

DAVIESS



## QUICK FACTS ABOUT DSS IN DAVIESS

### Medicaid/MC+

Number of people eligible for Medicaid/MC+ services <sup>(1)</sup>	1,469
Medicaid/MC+ dollars spent in state fiscal year 2003 <sup>(2)</sup>	\$5.2 mil
Estimated portion of \$5.2 mil that was federal dollars	\$3.2 mil
Medicaid/MC+ dollars for inpatient hospital services	\$0.7 mil
Medicaid/MC+ dollars for physician services	\$0.4 mil
Medicaid/MC+ dollars for nursing home services	\$0.9 mil
Medicaid/MC+ dollars for pharmacy services	\$1.3 mil
Medicaid/MC+ dollars for managed care payments	\$0

### Family Support

Child support collections (IV-D and non-IV-D)	\$1.1 mil
Average monthly temporary assistance families	25
Total temporary assistance payments	\$0.1 mil
Average monthly food stamp benefit recipients	903
Total food stamp benefits received	\$0.8 mil

### Child Welfare

Children involved in hotline reports	82
Children with probable cause abuse or neglect (completed investigations)	20
Children in family assessments (completed assessments)	46
Children in custody during SFY-2003	24
Average monthly children in custody	18
Children adopted	2
Total Children's Services expenditures	\$0.2 mil
Average monthly children receiving subsidized child care	46
Child care expenditures	\$0.1 mil

### Youth Services

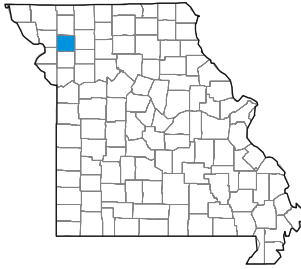
Youths committed	7
Average monthly youths in DYS custody	8

SFY-2003

(1) In SFY-2003 this was changed to eligibles. In SFY-2002 people receiving Medicaid services were reported.  
 (2) Excludes Buy-In.



DEKALB



## QUICK FACTS ABOUT DSS IN DEKALB

### Medicaid/MC+

Number of people eligible for Medicaid/MC+ services <sup>(1)</sup>	1,449
Medicaid/MC+ dollars spent in state fiscal year 2003 <sup>(2)</sup>	\$8.1 mil
Estimated portion of \$8.1 mil that was federal dollars	\$4.9 mil
Medicaid/MC+ dollars for inpatient hospital services	\$0.9 mil
Medicaid/MC+ dollars for physician services	\$0.5 mil
Medicaid/MC+ dollars for nursing home services	\$1.9 mil
Medicaid/MC+ dollars for pharmacy services	\$2.1 mil
Medicaid/MC+ dollars for managed care payments	\$0

### Family Support

Child support collections (IV-D and non-IV-D)	\$1.2 mil
Average monthly temporary assistance families	41
Total temporary assistance payments	\$0.1 mil
Average monthly food stamp benefit recipients	757
Total food stamp benefits received	\$0.6 mil

### Child Welfare

Children involved in hotline reports	107
Children with probable cause abuse or neglect (completed investigations)	17
Children in family assessments (completed assessments)	71
Children in custody during SFY-2003	25
Average monthly children in custody	13
Children adopted	0
Total Children's Services expenditures	\$0.1 mil
Average monthly children receiving subsidized child care	26
Child care expenditures	\$0.1 mil

### Youth Services

Youths committed	3
Average monthly youths in DYS custody	3

SFY-2003

(1) In SFY-2003 this was changed to eligibles. In SFY-2002 people receiving Medicaid services were reported.  
 (2) Excludes Buy-In.

DENT



## QUICK FACTS ABOUT DSS IN DENT

### Medicaid/MC+

Number of people eligible for Medicaid/MC+ services <sup>(1)</sup>	3,860
Medicaid/MC+ dollars spent in state fiscal year 2003 <sup>(2)</sup>	\$19.0 mil
Estimated portion of \$19.0 mil that was federal dollars	\$11.4 mil
Medicaid/MC+ dollars for inpatient hospital services	\$2.5 mil
Medicaid/MC+ dollars for physician services	\$1.6 mil
Medicaid/MC+ dollars for nursing home services	\$2.4 mil
Medicaid/MC+ dollars for pharmacy services	\$4.4 mil
Medicaid/MC+ dollars for managed care payments	\$0

### Family Support

Child support collections (IV-D and non-IV-D)	\$1.8 mil
Average monthly temporary assistance families	112
Total temporary assistance payments	\$0.3 mil
Average monthly food stamp benefit recipients	2,493
Total food stamp benefits received	\$2.2 mil

### Child Welfare

Children involved in hotline reports	315
Children with probable cause abuse or neglect (completed investigations)	62
Children in family assessments (completed assessments)	215
Children in custody during SFY-2003	113
Average monthly children in custody	75
Children adopted	11
Total Children's Services expenditures	\$0.9 mil
Average monthly children receiving subsidized child care	69
Child care expenditures	\$0.1 mil

### Youth Services

Youths committed	4
Average monthly youths in DYS custody	5

SFY-2003

(1) In SFY-2003 this was changed to eligibles. In SFY-2002 people receiving Medicaid services were reported.  
 (2) Excludes Buy-In.

DOUGLAS



## QUICK FACTS ABOUT DSS IN DOUGLAS

### Medicaid/MC+

Number of people eligible for Medicaid/MC+ services<sup>(1)</sup> . . . . . 3,507

Medicaid/MC+ dollars spent in state fiscal year 2003<sup>(2)</sup> . . . . . \$12.7 mil

Estimated portion of \$12.7 mil that was federal dollars . . . . . \$7.6 mil

Medicaid/MC+ dollars for inpatient hospital services . . . . . \$1.1 mil

Medicaid/MC+ dollars for physician services . . . . . \$1.3 mil

Medicaid/MC+ dollars for nursing home services . . . . . \$1.3 mil

Medicaid/MC+ dollars for pharmacy services . . . . . \$4.2 mil

Medicaid/MC+ dollars for managed care payments . . . . . \$0

### Family Support

Child support collections (IV-D and non-IV-D) . . . . . \$1.4 mil

Average monthly temporary assistance families . . . . . 113

Total temporary assistance payments . . . . . \$0.3 mil

Average monthly food stamp benefit recipients . . . . . 2,300

Total food stamp benefits received . . . . . \$2.1 mil

### Child Welfare

Children involved in hotline reports . . . . . 239

Children with probable cause abuse or neglect (completed investigations) . . . . . 39

Children in family assessments (completed assessments) . . . . . 131

Children in custody during SFY-2003 . . . . . 29

Average monthly children in custody . . . . . 16

Children adopted . . . . . 2

Total Children's Services expenditures . . . . . \$0.2 mil

Average monthly children receiving subsidized child care . . . . . 78

Child care expenditures . . . . . \$0.1 mil

### Youth Services

Youths committed . . . . . 3

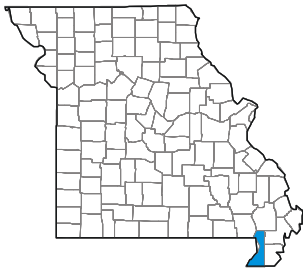
Average monthly youths in DYS custody . . . . . 4

SFY-2003

(1) In SFY-2003 this was changed to eligibles. In SFY-2002 people receiving Medicaid services were reported.

(2) Excludes Buy-In.

DUNKLIN



## QUICK FACTS ABOUT DSS IN DUNKLIN

### Medicaid/MC+

Number of people eligible for Medicaid/MC+ services <sup>(1)</sup>	12,811
Medicaid/MC+ dollars spent in state fiscal year 2003 <sup>(2)</sup>	\$63.5 mil
Estimated portion of \$63.5 mil that was federal dollars	\$38.3 mil
Medicaid/MC+ dollars for inpatient hospital services	\$6.8 mil
Medicaid/MC+ dollars for physician services	\$5.5 mil
Medicaid/MC+ dollars for nursing home services	\$11.2 mil
Medicaid/MC+ dollars for pharmacy services	\$19.2 mil
Medicaid/MC+ dollars for managed care payments	\$0

### Family Support

Child support collections (IV-D and non-IV-D)	\$5.2 mil
Average monthly temporary assistance families	786
Total temporary assistance payments	\$2.2 mil
Average monthly food stamp benefit recipients	9,221
Total food stamp benefits received	\$8.2 mil

### Child Welfare

Children involved in hotline reports	752
Children with probable cause abuse or neglect (completed investigations)	154
Children in family assessments (completed assessments)	413
Children in custody during SFY-2003	115
Average monthly children in custody	61
Children adopted	1
Total Children's Services expenditures	\$0.5 mil
Average monthly children receiving subsidized child care	368
Child care expenditures	\$0.7 mil

### Youth Services

Youths committed	2
Average monthly youths in DYS custody	9

SFY-2003

(1) In SFY-2003 this was changed to eligibles. In SFY-2002 people receiving Medicaid services were reported.  
 (2) Excludes Buy-In.

FRANKLIN



## QUICK FACTS ABOUT DSS IN FRANKLIN

### Medicaid/MC+

Number of people eligible for Medicaid/MC+ services <sup>(1)</sup>	11,466
Medicaid/MC+ dollars spent in state fiscal year 2003 <sup>(2)</sup>	\$55.9 mil
Estimated portion of \$55.9 mil that was federal dollars	\$33.7 mil
Medicaid/MC+ dollars for inpatient hospital services	\$3.9 mil
Medicaid/MC+ dollars for physician services	\$1.7 mil
Medicaid/MC+ dollars for nursing home services	\$12.2 mil
Medicaid/MC+ dollars for pharmacy services	\$10.9 mil
Medicaid/MC+ dollars for managed care payments	\$13.0 mil

### Family Support

Child support collections (IV-D and non-IV-D)	\$8.7 mil
Average monthly temporary assistance families	303
Total temporary assistance payments	\$0.9 mil
Average monthly food stamp benefit recipients	6,172
Total food stamp benefits received	\$5.8 mil

### Child Welfare

Children involved in hotline reports	1,393
Children with probable cause abuse or neglect (completed investigations)	224
Children in family assessments (completed assessments)	850
Children in custody during SFY-2003	265
Average monthly children in custody	192
Children adopted	6
Total Children's Services expenditures	\$2.3 mil
Average monthly children receiving subsidized child care	253
Child care expenditures	\$0.8 mil

### Youth Services

Youths committed	8
Average monthly youths in DYS custody	23

SFY-2003

(1) In SFY-2003 this was changed to eligibles. In SFY-2002 people receiving Medicaid services were reported.  
 (2) Excludes Buy-In.

GASCONADE

**QUICK FACTS ABOUT DSS IN GASCONADE**



**Medicaid/MC+**

Number of people eligible for Medicaid/MC+ services <sup>(1)</sup>	2,009
Medicaid/MC+ dollars spent in state fiscal year 2003 <sup>(2)</sup>	\$12.8 mil
Estimated portion of \$12.8 mil that was federal dollars	\$7.7 mil
Medicaid/MC+ dollars for inpatient hospital services	\$0.7 mil
Medicaid/MC+ dollars for physician services	\$0.3 mil
Medicaid/MC+ dollars for nursing home services	\$4.6 mil
Medicaid/MC+ dollars for pharmacy services	\$2.5 mil
Medicaid/MC+ dollars for managed care payments	\$2.4 mil

**Family Support**

Child support collections (IV-D and non-IV-D)	\$1.6 mil
Average monthly temporary assistance families	48
Total temporary assistance payments	\$0.1 mil
Average monthly food stamp benefit recipients	1,085
Total food stamp benefits received	\$1.0 mil

**Child Welfare**

Children involved in hotline reports	268
Children with probable cause abuse or neglect (completed investigations)	29
Children in family assessments (completed assessments)	172
Children in custody during SFY-2003	56
Average monthly children in custody	32
Children adopted	4
Total Children's Services expenditures	\$0.3 mil
Average monthly children receiving subsidized child care	66
Child care expenditures	\$0.1 mil

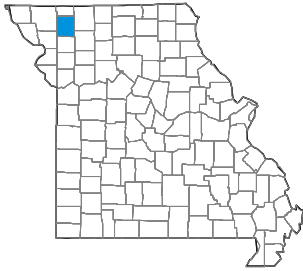
**Youth Services**

Youths committed	2
Average monthly youths in DYS custody	3

SFY-2003

(1) In SFY-2003 this was changed to eligibles. In SFY-2002 people receiving Medicaid services were reported.  
 (2) Excludes Buy-In.

GENTRY



## QUICK FACTS ABOUT DSS IN GENTRY

### Medicaid/MC+

Number of people eligible for Medicaid/MC+ services <sup>(1)</sup>	1,032
Medicaid/MC+ dollars spent in state fiscal year 2003 <sup>(2)</sup>	\$8.4 mil
Estimated portion of \$8.4 mil that was federal dollars	\$5.1 mil
Medicaid/MC+ dollars for inpatient hospital services	\$0.7 mil
Medicaid/MC+ dollars for physician services	\$0.4 mil
Medicaid/MC+ dollars for nursing home services	\$2.3 mil
Medicaid/MC+ dollars for pharmacy services	\$1.7 mil
Medicaid/MC+ dollars for managed care payments	\$0

### Family Support

Child support collections (IV-D and non-IV-D)	\$0.7 mil
Average monthly temporary assistance families	12
Total temporary assistance payments	\$25,711
Average monthly food stamp benefit recipients	443
Total food stamp benefits received	\$0.3 mil

### Child Welfare

Children involved in hotline reports	88
Children with probable cause abuse or neglect (completed investigations)	21
Children in family assessments (completed assessments)	54
Children in custody during SFY-2003	15
Average monthly children in custody	7
Children adopted	0
Total Children's Services expenditures	\$0.1 mil
Average monthly children receiving subsidized child care	23
Child care expenditures	\$33,980

### Youth Services

Youths committed	2
Average monthly youths in DYS custody	1

SFY-2003

(1) In SFY-2003 this was changed to eligibles. In SFY-2002 people receiving Medicaid services were reported.  
 (2) Excludes Buy-In.

GREENE



## QUICK FACTS ABOUT DSS IN GREENE

### Medicaid/MC+

Number of people eligible for Medicaid/MC+ services <sup>(1)</sup>	37,883
Medicaid/MC+ dollars spent in state fiscal year 2003 <sup>(2)</sup>	\$183.7 mil
Estimated portion of \$183.7 mil that was federal dollars	\$110.8 mil
Medicaid/MC+ dollars for inpatient hospital services	\$23.1 mil
Medicaid/MC+ dollars for physician services	\$12.5 mil
Medicaid/MC+ dollars for nursing home services	\$27.2 mil
Medicaid/MC+ dollars for pharmacy services	\$50.9 mil
Medicaid/MC+ dollars for managed care payments	\$0

### Family Support

Child support collections (IV-D and non-IV-D)	\$26.8 mil
Average monthly temporary assistance families	1,332
Total temporary assistance payments	\$3.7 mil
Average monthly food stamp benefit recipients	22,706
Total food stamp benefits received	\$22.0 mil

### Child Welfare

Children involved in hotline reports	4,081
Children with probable cause abuse or neglect (completed investigations)	619
Children in family assessments (completed assessments)	2,222
Children in custody during SFY-2003	1,075
Average monthly children in custody	817
Children adopted	59
Total Children's Services expenditures	\$11.2 mil
Average monthly children receiving subsidized child care	1,658
Child care expenditures	\$4.9 mil

### Youth Services

Youths committed	42
Average monthly youths in DYS custody	71

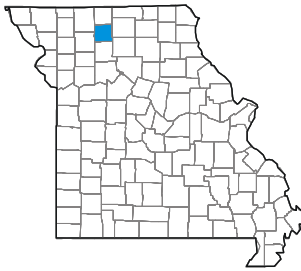
SFY-2003

(1) In SFY-2003 this was changed to eligibles. In SFY-2002 people receiving Medicaid services were reported.

(2) Excludes Buy-In.



GRUNDY



## QUICK FACTS ABOUT DSS IN GRUNDY

### Medicaid/MC+

Number of people eligible for Medicaid/MC+ services <sup>(1)</sup>	2,073
Medicaid/MC+ dollars spent in state fiscal year 2003 <sup>(2)</sup>	\$11.0 mil
Estimated portion of \$11.0 mil that was federal dollars	\$6.7 mil
Medicaid/MC+ dollars for inpatient hospital services	\$1.0 mil
Medicaid/MC+ dollars for physician services	\$0.6 mil
Medicaid/MC+ dollars for nursing home services	\$2.7 mil
Medicaid/MC+ dollars for pharmacy services	\$2.6 mil
Medicaid/MC+ dollars for managed care payments	\$0

### Family Support

Child support collections (IV-D and non-IV-D)	\$1.4 mil
Average monthly temporary assistance families	42
Total temporary assistance payments	\$0.1 mil
Average monthly food stamp benefit recipients	1,192
Total food stamp benefits received	\$1.0 mil

### Child Welfare

Children involved in hotline reports	154
Children with probable cause abuse or neglect (completed investigations)	12
Children in family assessments (completed assessments)	116
Children in custody during SFY-2003	38
Average monthly children in custody	22
Children adopted	0
Total Children's Services expenditures	\$0.2 mil
Average monthly children receiving subsidized child care	96
Child care expenditures	\$0.2 mil

### Youth Services

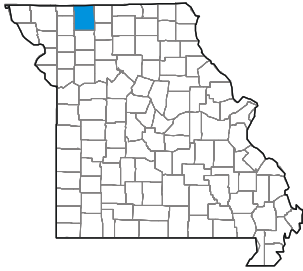
Youths committed	1
Average monthly youths in DYS custody	1

SFY-2003

(1) In SFY-2003 this was changed to eligibles. In SFY-2002 people receiving Medicaid services were reported.  
 (2) Excludes Buy-In.

HARRISON

## QUICK FACTS ABOUT DSS IN HARRISON



### Medicaid/MC+

Number of people eligible for Medicaid/MC+ services <sup>(1)</sup>	1,741
Medicaid/MC+ dollars spent in state fiscal year 2003 <sup>(2)</sup>	\$10.3 mil
Estimated portion of \$10.3 mil that was federal dollars	\$6.2 mil
Medicaid/MC+ dollars for inpatient hospital services	\$1.3 mil
Medicaid/MC+ dollars for physician services	\$0.7 mil
Medicaid/MC+ dollars for nursing home services	\$3.0 mil
Medicaid/MC+ dollars for pharmacy services	\$2.5 mil
Medicaid/MC+ dollars for managed care payments	\$0

### Family Support

Child support collections (IV-D and non-IV-D)	\$1.0 mil
Average monthly temporary assistance families	61
Total temporary assistance payments	\$0.2 mil
Average monthly food stamp benefit recipients	923
Total food stamp benefits received	\$0.8 mil

### Child Welfare

Children involved in hotline reports	111
Children with probable cause abuse or neglect (completed investigations)	25
Children in family assessments (completed assessments)	49
Children in custody during SFY-2003	37
Average monthly children in custody	13
Children adopted	0
Total Children's Services expenditures	\$0.1 mil
Average monthly children receiving subsidized child care	49
Child care expenditures	\$0.1 mil

### Youth Services

Youths committed	0
Average monthly youths in DYS custody	0

SFY-2003

(1) In SFY-2003 this was changed to eligibles. In SFY-2002 people receiving Medicaid services were reported.  
 (2) Excludes Buy-In.

HENRY



## QUICK FACTS ABOUT DSS IN HENRY

### Medicaid/MC+

Number of people eligible for Medicaid/MC+ services <sup>(1)</sup>	4,619
Medicaid/MC+ dollars spent in state fiscal year 2003 <sup>(2)</sup>	\$23.0 mil
Estimated portion of \$23.0 mil that was federal dollars	\$13.8 mil
Medicaid/MC+ dollars for inpatient hospital services	\$1.3 mil
Medicaid/MC+ dollars for physician services	\$0.8 mil
Medicaid/MC+ dollars for nursing home services	\$3.8 mil
Medicaid/MC+ dollars for pharmacy services	\$4.9 mil
Medicaid/MC+ dollars for managed care payments	\$5.3 mil

### Family Support

Child support collections (IV-D and non-IV-D)	\$2.8 mil
Average monthly temporary assistance families	182
Total temporary assistance payments	\$0.5 mil
Average monthly food stamp benefit recipients	2,907
Total food stamp benefits received	\$2.7 mil

### Child Welfare

Children involved in hotline reports	453
Children with probable cause abuse or neglect (completed investigations)	51
Children in family assessments (completed assessments)	327
Children in custody during SFY-2003	67
Average monthly children in custody	43
Children adopted	8
Total Children's Services expenditures	\$0.4 mil
Average monthly children receiving subsidized child care	144
Child care expenditures	\$0.3 mil

### Youth Services

Youths committed	3
Average monthly youths in DYS custody	3

SFY-2003

(1) In SFY-2003 this was changed to eligibles. In SFY-2002 people receiving Medicaid services were reported.

(2) Excludes Buy-In.

HICKORY



## QUICK FACTS ABOUT DSS IN HICKORY

### Medicaid/MC+

Number of people eligible for Medicaid/MC+ services <sup>(1)</sup>	2,159
Medicaid/MC+ dollars spent in state fiscal year 2003 <sup>(2)</sup>	\$9.9 mil
Estimated portion of \$9.9 mil that was federal dollars	\$5.9 mil
Medicaid/MC+ dollars for inpatient hospital services	\$0.9 mil
Medicaid/MC+ dollars for physician services	\$0.9 mil
Medicaid/MC+ dollars for nursing home services	\$2.0 mil
Medicaid/MC+ dollars for pharmacy services	\$2.9 mil
Medicaid/MC+ dollars for managed care payments	\$0

### Family Support

Child support collections (IV-D and non-IV-D)	\$0.8 mil
Average monthly temporary assistance families	48
Total temporary assistance payments	\$0.1 mil
Average monthly food stamp benefit recipients	1,184
Total food stamp benefits received	\$1.0 mil

### Child Welfare

Children involved in hotline reports	83
Children with probable cause abuse or neglect (completed investigations)	13
Children in family assessments (completed assessments)	42
Children in custody during SFY-2003	17
Average monthly children in custody	9
Children adopted	2
Total Children's Services expenditures	\$0.1 mil
Average monthly children receiving subsidized child care	32
Child care expenditures	\$49,672

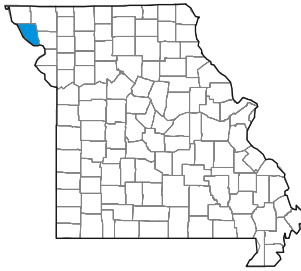
### Youth Services

Youths committed	1
Average monthly youths in DYS custody	4

SFY-2003

(1) In SFY-2003 this was changed to eligibles. In SFY-2002 people receiving Medicaid services were reported.  
 (2) Excludes Buy-In.

HOLT



## QUICK FACTS ABOUT DSS IN HOLT

### Medicaid/MC+

Number of people eligible for Medicaid/MC+ services <sup>(1)</sup>	816
Medicaid/MC+ dollars spent in state fiscal year 2003 <sup>(2)</sup>	\$4.4 mil
Estimated portion of \$4.4 mil that was federal dollars	\$2.6 mil
Medicaid/MC+ dollars for inpatient hospital services	\$0.5 mil
Medicaid/MC+ dollars for physician services	\$0.3 mil
Medicaid/MC+ dollars for nursing home services	\$1.4 mil
Medicaid/MC+ dollars for pharmacy services	\$1.3 mil
Medicaid/MC+ dollars for managed care payments	\$0

### Family Support

Child support collections (IV-D and non-IV-D)	\$0.7 mil
Average monthly temporary assistance families	14
Total temporary assistance payments	\$35,775
Average monthly food stamp benefit recipients	419
Total food stamp benefits received	\$0.3 mil

### Child Welfare

Children involved in hotline reports	60
Children with probable cause abuse or neglect (completed investigations)	0
Children in family assessments (completed assessments)	35
Children in custody during SFY-2003	2
Average monthly children in custody	1
Children adopted	0
Total Children's Services expenditures	\$12,599
Average monthly children receiving subsidized child care	15
Child care expenditures	\$25,460

### Youth Services

Youths committed	1
Average monthly youths in DYS custody	2

SFY-2003

(1) In SFY-2003 this was changed to eligibles. In SFY-2002 people receiving Medicaid services were reported.

(2) Excludes Buy-In.

HOWARD



## QUICK FACTS ABOUT DSS IN HOWARD

### Medicaid/MC+

Number of people eligible for Medicaid/MC+ services<sup>(1)</sup> . . . . . 1,672

Medicaid/MC+ dollars spent in state fiscal year 2003<sup>(2)</sup> . . . . . \$9.0 mil

Estimated portion of \$9.0 mil that was federal dollars . . . . . \$5.4 mil

Medicaid/MC+ dollars for inpatient hospital services . . . . . \$0.5 mil

Medicaid/MC+ dollars for physician services . . . . . \$0.3 mil

Medicaid/MC+ dollars for nursing home services . . . . . \$1.6 mil

Medicaid/MC+ dollars for pharmacy services . . . . . \$1.6 mil

Medicaid/MC+ dollars for managed care payments . . . . . \$2.0 mil

### Family Support

Child support collections (IV-D and non-IV-D) . . . . . \$0.9 mil

Average monthly temporary assistance families . . . . . 53

Total temporary assistance payments . . . . . \$0.1 mil

Average monthly food stamp benefit recipients . . . . . 838

Total food stamp benefits received . . . . . \$0.7 mil

### Child Welfare

Children involved in hotline reports . . . . . 151

Children with probable cause abuse or neglect (completed investigations) . . . . . 24

Children in family assessments (completed assessments) . . . . . 86

Children in custody during SFY-2003 . . . . . 22

Average monthly children in custody . . . . . 15

Children adopted . . . . . 3

Total Children's Services expenditures . . . . . \$0.1 mil

Average monthly children receiving subsidized child care . . . . . 41

Child care expenditures . . . . . \$0.1 mil

### Youth Services

Youths committed . . . . . 0

Average monthly youths in DYS custody . . . . . 1

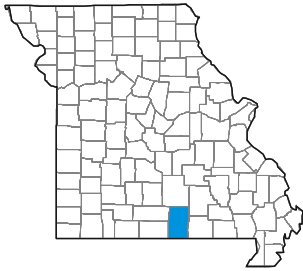
SFY-2003

(1) In SFY-2003 this was changed to eligibles. In SFY-2002 people receiving Medicaid services were reported.

(2) Excludes Buy-In.

HOWELL

## QUICK FACTS ABOUT DSS IN HOWELL



### Medicaid/MC+

Number of people eligible for Medicaid/MC+ services <sup>(1)</sup>	9,638
Medicaid/MC+ dollars spent in state fiscal year 2003 <sup>(2)</sup>	\$43.7 mil
Estimated portion of \$43.7 mil that was federal dollars	\$26.3 mil
Medicaid/MC+ dollars for inpatient hospital services	\$3.8 mil
Medicaid/MC+ dollars for physician services	\$3.9 mil
Medicaid/MC+ dollars for nursing home services	\$9.6 mil
Medicaid/MC+ dollars for pharmacy services	\$11.9 mil
Medicaid/MC+ dollars for managed care payments	\$0

### Family Support

Child support collections (IV-D and non-IV-D)	\$4.4 mil
Average monthly temporary assistance families	372
Total temporary assistance payments	\$1.0 mil
Average monthly food stamp benefit recipients	6,406
Total food stamp benefits received	\$5.6 mil

### Child Welfare

Children involved in hotline reports	874
Children with probable cause abuse or neglect (completed investigations)	108
Children in family assessments (completed assessments)	631
Children in custody during SFY-2003	82
Average monthly children in custody	56
Children adopted	3
Total Children's Services expenditures	\$1.2 mil
Average monthly children receiving subsidized child care	320
Child care expenditures	\$0.6 mil

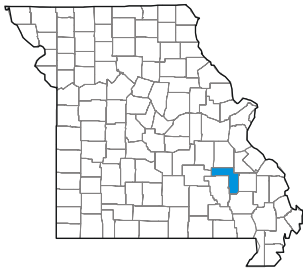
### Youth Services

Youths committed	4
Average monthly youths in DYS custody	2

SFY-2003

(1) In SFY-2003 this was changed to eligibles. In SFY-2002 people receiving Medicaid services were reported.  
 (2) Excludes Buy-In.

IRON



## QUICK FACTS ABOUT DSS IN IRON

### Medicaid/MC+

Number of people eligible for Medicaid/MC+ services <sup>(1)</sup>	2,856
Medicaid/MC+ dollars spent in state fiscal year 2003 <sup>(2)</sup>	\$19.3 mil
Estimated portion of \$19.3 mil that was federal dollars	\$11.7 mil
Medicaid/MC+ dollars for inpatient hospital services	\$1.7 mil
Medicaid/MC+ dollars for physician services	\$1.2 mil
Medicaid/MC+ dollars for nursing home services	\$2.7 mil
Medicaid/MC+ dollars for pharmacy services	\$5.7 mil
Medicaid/MC+ dollars for managed care payments	\$0

### Family Support

Child support collections (IV-D and non-IV-D)	\$1.2 mil
Average monthly temporary assistance families	106
Total temporary assistance payments	\$0.3 mil
Average monthly food stamp benefit recipients	1,926
Total food stamp benefits received	\$1.7 mil

### Child Welfare

Children involved in hotline reports	231
Children with probable cause abuse or neglect (completed investigations)	33
Children in family assessments (completed assessments)	157
Children in custody during SFY-2003	51
Average monthly children in custody	22
Children adopted	0
Total Children's Services expenditures	\$0.1 mil
Average monthly children receiving subsidized child care	45
Child care expenditures	\$0.1 mil

### Youth Services

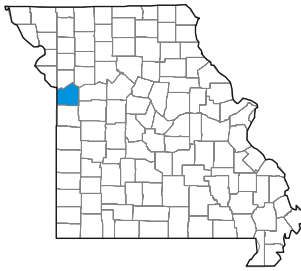
Youths committed	8
Average monthly youths in DYS custody	7

SFY-2003

(1) In SFY-2003 this was changed to eligibles. In SFY-2002 people receiving Medicaid services were reported.  
 (2) Excludes Buy-In.



JACKSON



## QUICK FACTS ABOUT DSS IN JACKSON

### Medicaid/MC+

Number of people eligible for Medicaid/MC+ services <sup>(1)</sup>	117,941
Medicaid/MC+ dollars spent in state fiscal year 2003 <sup>(2)</sup>	\$531.1 mil
Estimated portion of \$531.1 mil that was federal dollars	\$320.4 mil
Medicaid/MC+ dollars for inpatient hospital services	\$53.4 mil
Medicaid/MC+ dollars for physician services	\$20.8 mil
Medicaid/MC+ dollars for nursing home services	\$82.8 mil
Medicaid/MC+ dollars for pharmacy services	\$75.5 mil
Medicaid/MC+ dollars for managed care payments	\$154.3 mil

### Family Support

Child support collections (IV-D and non-IV-D)	\$85.9 mil
Average monthly temporary assistance families	8,271
Total temporary assistance payments	\$23.2 mil
Average monthly food stamp benefit recipients	66,849
Total food stamp benefits received	\$68.1 mil

### Child Welfare

Children involved in hotline reports	10,965
Children with probable cause abuse or neglect (completed investigations)	1,252
Children in family assessments (completed assessments)	7,165
Children in custody during SFY-2003	1,927
Average monthly children in custody	1,212
Children adopted	210
Total Children's Services expenditures	\$39.2 mil
Average monthly children receiving subsidized child care	7,474
Child care expenditures	\$26.6 mil

### Youth Services

Youths committed	104
Average monthly youths in DYS custody	121

SFY-2003

(1) In SFY-2003 this was changed to eligibles. In SFY-2002 people receiving Medicaid services were reported.

(2) Excludes Buy-In.

JASPER



## QUICK FACTS ABOUT DSS IN JASPER

### Medicaid/MC+

Number of people eligible for Medicaid/MC+ services <sup>(1)</sup>	23,919
Medicaid/MC+ dollars spent in state fiscal year 2003 <sup>(2)</sup>	\$110.0 mil
Estimated portion of \$110.0 mil that was federal dollars	\$66.4 mil
Medicaid/MC+ dollars for inpatient hospital services	\$15.9 mil
Medicaid/MC+ dollars for physician services	\$6.9 mil
Medicaid/MC+ dollars for nursing home services	\$11.9 mil
Medicaid/MC+ dollars for pharmacy services	\$30.3 mil
Medicaid/MC+ dollars for managed care payments	\$0

### Family Support

Child support collections (IV-D and non-IV-D)	\$14.4 mil
Average monthly temporary assistance families	1,102
Total temporary assistance payments	\$3.2 mil
Average monthly food stamp benefit recipients	13,791
Total food stamp benefits received	\$13.0 mil

### Child Welfare

Children involved in hotline reports	2,347
Children with probable cause abuse or neglect (completed investigations)	457
Children in family assessments (completed assessments)	1,500
Children in custody during SFY-2003	928
Average monthly children in custody	631
Children adopted	87
Total Children's Services expenditures	\$6.9 mil
Average monthly children receiving subsidized child care	733
Child care expenditures	\$1.7 mil

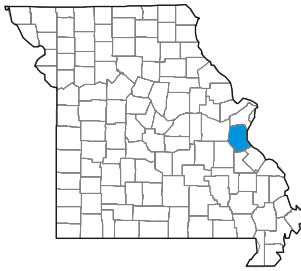
### Youth Services

Youths committed	35
Average monthly youths in DYS custody	42

SFY-2003

(1) In SFY-2003 this was changed to eligibles. In SFY-2002 people receiving Medicaid services were reported.  
 (2) Excludes Buy-In.

JEFFERSON



## QUICK FACTS ABOUT DSS IN JEFFERSON

### Medicaid/MC+

Number of people eligible for Medicaid/MC+ services <sup>(1)</sup>	23,297
Medicaid/MC+ dollars spent in state fiscal year 2003 <sup>(2)</sup>	\$108.4 mil
Estimated portion of \$108.4 mil that was federal dollars	\$65.4 mil
Medicaid/MC+ dollars for inpatient hospital services	\$8.8 mil
Medicaid/MC+ dollars for physician services	\$3.4 mil
Medicaid/MC+ dollars for nursing home services	\$20.3 mil
Medicaid/MC+ dollars for pharmacy services	\$20.4 mil
Medicaid/MC+ dollars for managed care payments	\$27.3 mil

### Family Support

Child support collections (IV-D and non-IV-D)	\$24.3 mil
Average monthly temporary assistance families	810
Total temporary assistance payments	\$2.3 mil
Average monthly food stamp benefit recipients	12,391
Total food stamp benefits received	\$12.1 mil

### Child Welfare

Children involved in hotline reports	2,545
Children with probable cause abuse or neglect (completed investigations)	222
Children in family assessments (completed assessments)	2,053
Children in custody during SFY-2003	896
Average monthly children in custody	598
Children adopted	65
Total Children's Services expenditures	\$7.2 mil
Average monthly children receiving subsidized child care	914
Child care expenditures	\$3.2 mil

### Youth Services

Youths committed	47
Average monthly youths in DYS custody	55

SFY-2003

(1) In SFY-2003 this was changed to eligibles. In SFY-2002 people receiving Medicaid services were reported.  
 (2) Excludes Buy-In.

JOHNSON



## QUICK FACTS ABOUT DSS IN JOHNSON

### Medicaid/MC+

Number of people eligible for Medicaid/MC+ services<sup>(1)</sup> . . . . . 5,615

Medicaid/MC+ dollars spent in state fiscal year 2003<sup>(2)</sup> . . . . . \$27.4 mil

Estimated portion of \$27.4 mil that was federal dollars . . . . . \$16.5 mil

Medicaid/MC+ dollars for inpatient hospital services . . . . . \$1.7 mil

Medicaid/MC+ dollars for physician services . . . . . \$0.9 mil

Medicaid/MC+ dollars for nursing home services . . . . . \$4.7 mil

Medicaid/MC+ dollars for pharmacy services . . . . . \$4.7 mil

Medicaid/MC+ dollars for managed care payments . . . . . \$7.2 mil

### Family Support

Child support collections (IV-D and non-IV-D) . . . . . \$5.9 mil

Average monthly temporary assistance families . . . . . 196

Total temporary assistance payments . . . . . \$0.5 mil

Average monthly food stamp benefit recipients . . . . . 3,040

Total food stamp benefits received . . . . . \$2.9 mil

### Child Welfare

Children involved in hotline reports . . . . . 534

Children with probable cause abuse or neglect (completed investigations) . . . . . 46

Children in family assessments (completed assessments) . . . . . 368

Children in custody during SFY-2003 . . . . . 121

Average monthly children in custody . . . . . 85

Children adopted . . . . . 0

Total Children's Services expenditures . . . . . \$1.1 mil

Average monthly children receiving subsidized child care . . . . . 220

Child care expenditures . . . . . \$0.6 mil

### Youth Services

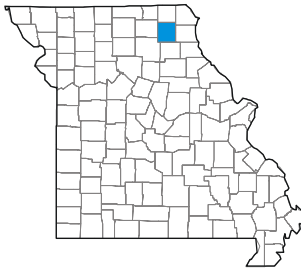
Youths committed . . . . . 5

Average monthly youths in DYS custody . . . . . 5

SFY-2003

(1) In SFY-2003 this was changed to eligibles. In SFY-2002 people receiving Medicaid services were reported.  
 (2) Excludes Buy-In.

KNOX



## QUICK FACTS ABOUT DSS IN KNOX

### Medicaid/MC+

Number of people eligible for Medicaid/MC+ services <sup>(1)</sup>	759
Medicaid/MC+ dollars spent in state fiscal year 2003 <sup>(2)</sup>	\$4.1 mil
Estimated portion of \$4.1 mil that was federal dollars	\$2.5 mil
Medicaid/MC+ dollars for inpatient hospital services	\$0.5 mil
Medicaid/MC+ dollars for physician services	\$0.4 mil
Medicaid/MC+ dollars for nursing home services	\$0.6 mil
Medicaid/MC+ dollars for pharmacy services	\$1.1 mil
Medicaid/MC+ dollars for managed care payments	\$0

### Family Support

Child support collections (IV-D and non-IV-D)	\$0.5 mil
Average monthly temporary assistance families	11
Total temporary assistance payments	\$28,133
Average monthly food stamp benefit recipients	329
Total food stamp benefits received	\$0.3 mil

### Child Welfare

Children involved in hotline reports	69
Children with probable cause abuse or neglect (completed investigations)	18
Children in family assessments (completed assessments)	32
Children in custody during SFY-2003	17
Average monthly children in custody	12
Children adopted	1
Total Children's Services expenditures	\$0.3 mil
Average monthly children receiving subsidized child care	35
Child care expenditures	\$0.1 mil

### Youth Services

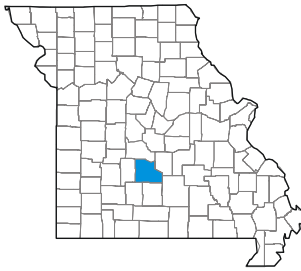
Youths committed	2
Average monthly youths in DYS custody	1

SFY-2003

(1) In SFY-2003 this was changed to eligibles. In SFY-2002 people receiving Medicaid services were reported.

(2) Excludes Buy-In.

LACLEDE



## QUICK FACTS ABOUT DSS IN LACLEDE

### Medicaid/MC+

Number of people eligible for Medicaid/MC+ services <sup>(1)</sup>	7,738
Medicaid/MC+ dollars spent in state fiscal year 2003 <sup>(2)</sup>	\$29.1 mil
Estimated portion of \$29.1 mil that was federal dollars	\$17.6 mil
Medicaid/MC+ dollars for inpatient hospital services	\$4.2 mil
Medicaid/MC+ dollars for physician services	\$3.3 mil
Medicaid/MC+ dollars for nursing home services	\$3.5 mil
Medicaid/MC+ dollars for pharmacy services	\$7.6 mil
Medicaid/MC+ dollars for managed care payments	\$0

### Family Support

Child support collections (IV-D and non-IV-D)	\$3.7 mil
Average monthly temporary assistance families	260
Total temporary assistance payments	\$0.7 mil
Average monthly food stamp benefit recipients	4,856
Total food stamp benefits received	\$4.4 mil

### Child Welfare

Children involved in hotline reports	611
Children with probable cause abuse or neglect (completed investigations)	77
Children in family assessments (completed assessments)	396
Children in custody during SFY-2003	33
Average monthly children in custody	20
Children adopted	5
Total Children's Services expenditures	\$0.3 mil
Average monthly children receiving subsidized child care	193
Child care expenditures	\$0.4 mil

### Youth Services

Youths committed	17
Average monthly youths in DYS custody	21

SFY-2003

(1) In SFY-2003 this was changed to eligibles. In SFY-2002 people receiving Medicaid services were reported.

(2) Excludes Buy-In.

LAFAYETTE



## QUICK FACTS ABOUT DSS IN LAFAYETTE

### Medicaid/MC+

Number of people eligible for Medicaid/MC+ services <sup>(1)</sup>	5,032
Medicaid/MC+ dollars spent in state fiscal year 2003 <sup>(2)</sup>	\$46.1 mil
Estimated portion of \$46.1 mil that was federal dollars	\$27.8 mil
Medicaid/MC+ dollars for inpatient hospital services	\$1.3 mil
Medicaid/MC+ dollars for physician services	\$0.6 mil
Medicaid/MC+ dollars for nursing home services	\$4.6 mil
Medicaid/MC+ dollars for pharmacy services	\$5.3 mil
Medicaid/MC+ dollars for managed care payments	\$6.0 mil

### Family Support

Child support collections (IV-D and non-IV-D)	\$4.6 mil
Average monthly temporary assistance families	160
Total temporary assistance payments	\$0.4 mil
Average monthly food stamp benefit recipients	2,710
Total food stamp benefits received	\$2.5 mil

### Child Welfare

Children involved in hotline reports	484
Children with probable cause abuse or neglect (completed investigations)	78
Children in family assessments (completed assessments)	222
Children in custody during SFY-2003	100
Average monthly children in custody	66
Children adopted	13
Total Children's Services expenditures	\$1.1 mil
Average monthly children receiving subsidized child care	179
Child care expenditures	\$0.5 mil

### Youth Services

Youths committed	8
Average monthly youths in DYS custody	9

SFY-2003

(1) In SFY-2003 this was changed to eligibles. In SFY-2002 people receiving Medicaid services were reported.

(2) Excludes Buy-In.

LAWRENCE



## QUICK FACTS ABOUT DSS IN LAWRENCE

### Medicaid/MC+

Number of people eligible for Medicaid/MC+ services<sup>(1)</sup> . . . . . 7,043

Medicaid/MC+ dollars spent in state fiscal year 2003<sup>(2)</sup> . . . . . \$32.0 mil

Estimated portion of \$32.0 mil that was federal dollars . . . . . \$19.3 mil

Medicaid/MC+ dollars for inpatient hospital services . . . . . \$4.5 mil

Medicaid/MC+ dollars for physician services . . . . . \$2.2 mil

Medicaid/MC+ dollars for nursing home services . . . . . \$4.9 mil

Medicaid/MC+ dollars for pharmacy services . . . . . \$8.4 mil

Medicaid/MC+ dollars for managed care payments . . . . . \$0

### Family Support

Child support collections (IV-D and non-IV-D) . . . . . \$4.2 mil

Average monthly temporary assistance families . . . . . 237

Total temporary assistance payments . . . . . \$0.7 mil

Average monthly food stamp benefit recipients . . . . . 3,970

Total food stamp benefits received . . . . . \$3.6 mil

### Child Welfare

Children involved in hotline reports . . . . . 687

Children with probable cause abuse or neglect (completed investigations) . . . . . 102

Children in family assessments (completed assessments) . . . . . 429

Children in custody during SFY-2003 . . . . . 208

Average monthly children in custody . . . . . 143

Children adopted . . . . . 25

Total Children's Services expenditures . . . . . \$1.5 mil

Average monthly children receiving subsidized child care . . . . . 192

Child care expenditures . . . . . \$0.4 mil

### Youth Services

Youths committed . . . . . 2

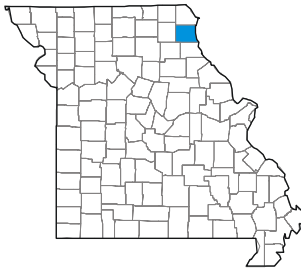
Average monthly youths in DYS custody . . . . . 8

SFY-2003

(1) In SFY-2003 this was changed to eligibles. In SFY-2002 people receiving Medicaid services were reported.  
 (2) Excludes Buy-In.



LEWIS



## QUICK FACTS ABOUT DSS IN LEWIS

### Medicaid/MC+

Number of people eligible for Medicaid/MC+ services <sup>(1)</sup>	1,591
Medicaid/MC+ dollars spent in state fiscal year 2003 <sup>(2)</sup>	\$7.4 mil
Estimated portion of \$7.4 mil that was federal dollars	\$4.5 mil
Medicaid/MC+ dollars for inpatient hospital services	\$0.4 mil
Medicaid/MC+ dollars for physician services	\$0.6 mil
Medicaid/MC+ dollars for nursing home services	\$2.8 mil
Medicaid/MC+ dollars for pharmacy services	\$1.8 mil
Medicaid/MC+ dollars for managed care payments	\$0

### Family Support

Child support collections (IV-D and non-IV-D)	\$1.3 mil
Average monthly temporary assistance families	50
Total temporary assistance payments	\$0.1 mil
Average monthly food stamp benefit recipients	909
Total food stamp benefits received	\$0.8 mil

### Child Welfare

Children involved in hotline reports	138
Children with probable cause abuse or neglect (completed investigations)	24
Children in family assessments (completed assessments)	70
Children in custody during SFY-2003	40
Average monthly children in custody	19
Children adopted	3
Total Children's Services expenditures	\$0.3 mil
Average monthly children receiving subsidized child care	50
Child care expenditures	\$0.1 mil

### Youth Services

Youths committed	2
Average monthly youths in DYS custody	1

SFY-2003

(1) In SFY-2003 this was changed to eligibles. In SFY-2002 people receiving Medicaid services were reported.  
 (2) Excludes Buy-In.

LINCOLN



## QUICK FACTS ABOUT DSS IN LINCOLN

### Medicaid/MC+

Number of people eligible for Medicaid/MC+ services<sup>(1)</sup> . . . . . 6,689

Medicaid/MC+ dollars spent in state fiscal year 2003<sup>(2)</sup> . . . . . \$27.3 mil

Estimated portion of \$27.3 mil that was federal dollars . . . . . \$16.4 mil

Medicaid/MC+ dollars for inpatient hospital services . . . . . \$1.7 mil

Medicaid/MC+ dollars for physician services . . . . . \$0.8 mil

Medicaid/MC+ dollars for nursing home services . . . . . \$4.5 mil

Medicaid/MC+ dollars for pharmacy services . . . . . \$5.5 mil

Medicaid/MC+ dollars for managed care payments . . . . . \$7.8 mil

### Family Support

Child support collections (IV-D and non-IV-D) . . . . . \$4.2 mil

Average monthly temporary assistance families . . . . . 203

Total temporary assistance payments . . . . . \$0.6 mil

Average monthly food stamp benefit recipients . . . . . 3,941

Total food stamp benefits received . . . . . \$3.9 mil

### Child Welfare

Children involved in hotline reports . . . . . 779

Children with probable cause abuse or neglect (completed investigations) . . . . . 96

Children in family assessments (completed assessments) . . . . . 434

Children in custody during SFY-2003 . . . . . 110

Average monthly children in custody . . . . . 74

Children adopted . . . . . 13

Total Children's Services expenditures . . . . . \$1.1 mil

Average monthly children receiving subsidized child care . . . . . 202

Child care expenditures . . . . . \$0.5 mil

### Youth Services

Youths committed . . . . . 7

Average monthly youths in DYS custody . . . . . 13

SFY-2003

(1) In SFY-2003 this was changed to eligibles. In SFY-2002 people receiving Medicaid services were reported.  
 (2) Excludes Buy-In.

LINN



## QUICK FACTS ABOUT DSS IN LINN

### Medicaid/MC+

Number of people eligible for Medicaid/MC+ services<sup>(1)</sup> . . . . . 2,503

Medicaid/MC+ dollars spent in state fiscal year 2003<sup>(2)</sup> . . . . . \$12.4 mil

Estimated portion of \$12.4 mil that was federal dollars . . . . . \$7.5 mil

Medicaid/MC+ dollars for inpatient hospital services . . . . . \$1.4 mil

Medicaid/MC+ dollars for physician services . . . . . \$0.8 mil

Medicaid/MC+ dollars for nursing home services . . . . . \$2.5 mil

Medicaid/MC+ dollars for pharmacy services . . . . . \$2.9 mil

Medicaid/MC+ dollars for managed care payments . . . . . \$0

### Family Support

Child support collections (IV-D and non-IV-D) . . . . . \$2.1 mil

Average monthly temporary assistance families . . . . . 79

Total temporary assistance payments . . . . . \$0.2 mil

Average monthly food stamp benefit recipients . . . . . 1,467

Total food stamp benefits received . . . . . \$1.2 mil

### Child Welfare

Children involved in hotline reports . . . . . 230

Children with probable cause abuse or neglect (completed investigations) . . . . . 25

Children in family assessments (completed assessments) . . . . . 171

Children in custody during SFY-2003 . . . . . 45

Average monthly children in custody . . . . . 32

Children adopted . . . . . 0

Total Children's Services expenditures . . . . . \$0.2 mil

Average monthly children receiving subsidized child care . . . . . 65

Child care expenditures . . . . . \$0.1 mil

### Youth Services

Youths committed . . . . . 3

Average monthly youths in DYS custody . . . . . 5

SFY-2003

(1) In SFY-2003 this was changed to eligibles. In SFY-2002 people receiving Medicaid services were reported.

(2) Excludes Buy-In.

LIVINGSTON



## QUICK FACTS ABOUT DSS IN LIVINGSTON

### Medicaid/MC+

Number of people eligible for Medicaid/MC+ services<sup>(1)</sup> . . . . . 2,652

Medicaid/MC+ dollars spent in state fiscal year 2003<sup>(2)</sup> . . . . . \$13.8 mil

Estimated portion of \$13.8 mil that was federal dollars . . . . . \$8.3 mil

Medicaid/MC+ dollars for inpatient hospital services . . . . . \$1.4 mil

Medicaid/MC+ dollars for physician services . . . . . \$1.0 mil

Medicaid/MC+ dollars for nursing home services . . . . . \$4.0 mil

Medicaid/MC+ dollars for pharmacy services . . . . . \$3.4 mil

Medicaid/MC+ dollars for managed care payments . . . . . \$0

### Family Support

Child support collections (IV-D and non-IV-D) . . . . . \$2.1 mil

Average monthly temporary assistance families . . . . . 47

Total temporary assistance payments . . . . . \$0.1 mil

Average monthly food stamp benefit recipients . . . . . 1,417

Total food stamp benefits received . . . . . \$1.2 mil

### Child Welfare

Children involved in hotline reports . . . . . 195

Children with probable cause abuse or neglect (completed investigations) . . . . . 15

Children in family assessments (completed assessments) . . . . . 143

Children in custody during SFY-2003 . . . . . 47

Average monthly children in custody . . . . . 34

Children adopted . . . . . 23

Total Children's Services expenditures . . . . . \$1.1 mil

Average monthly children receiving subsidized child care . . . . . 162

Child care expenditures . . . . . \$0.3 mil

### Youth Services

Youths committed . . . . . 5

Average monthly youths in DYS custody . . . . . 11

SFY-2003

(1) In SFY-2003 this was changed to eligibles. In SFY-2002 people receiving Medicaid services were reported.

(2) Excludes Buy-In.

MACON



## QUICK FACTS ABOUT DSS IN MACON

### Medicaid/MC+

Number of people eligible for Medicaid/MC+ services <sup>(1)</sup>	2,749
Medicaid/MC+ dollars spent in state fiscal year 2003 <sup>(2)</sup>	\$16.2 mil
Estimated portion of \$16.2 mil that was federal dollars	\$9.8 mil
Medicaid/MC+ dollars for inpatient hospital services	\$1.7 mil
Medicaid/MC+ dollars for physician services	\$1.1 mil
Medicaid/MC+ dollars for nursing home services	\$3.8 mil
Medicaid/MC+ dollars for pharmacy services	\$3.9 mil
Medicaid/MC+ dollars for managed care payments	\$0

### Family Support

Child support collections (IV-D and non-IV-D)	\$2.0 mil
Average monthly temporary assistance families	67
Total temporary assistance payments	\$0.2 mil
Average monthly food stamp benefit recipients	1,429
Total food stamp benefits received	\$1.3 mil

### Child Welfare

Children involved in hotline reports	264
Children with probable cause abuse or neglect (completed investigations)	42
Children in family assessments (completed assessments)	148
Children in custody during SFY-2003	116
Average monthly children in custody	73
Children adopted	5
Total Children's Services expenditures	\$0.7 mil
Average monthly children receiving subsidized child care	70
Child care expenditures	\$0.1 mil

### Youth Services

Youths committed	4
Average monthly youths in DYS custody	7

SFY-2003

(1) In SFY-2003 this was changed to eligibles. In SFY-2002 people receiving Medicaid services were reported.  
 (2) Excludes Buy-In.

MADISON



## QUICK FACTS ABOUT DSS IN MADISON

### Medicaid/MC+

Number of people eligible for Medicaid/MC+ services <sup>(1)</sup>	2,658
Medicaid/MC+ dollars spent in state fiscal year 2003 <sup>(2)</sup>	\$15.2 mil
Estimated portion of \$15.2 mil that was federal dollars	\$9.2 mil
Medicaid/MC+ dollars for inpatient hospital services	\$1.5 mil
Medicaid/MC+ dollars for physician services	\$1.0 mil
Medicaid/MC+ dollars for nursing home services	\$3.6 mil
Medicaid/MC+ dollars for pharmacy services	\$4.1 mil
Medicaid/MC+ dollars for managed care payments	\$0

### Family Support

Child support collections (IV-D and non-IV-D)	\$1.4 mil
Average monthly temporary assistance families	96
Total temporary assistance payments	\$0.3 mil
Average monthly food stamp benefit recipients	1,815
Total food stamp benefits received	\$1.5 mil

### Child Welfare

Children involved in hotline reports	180
Children with probable cause abuse or neglect (completed investigations)	18
Children in family assessments (completed assessments)	127
Children in custody during SFY-2003	13
Average monthly children in custody	10
Children adopted	0
Total Children's Services expenditures	\$47,781
Average monthly children receiving subsidized child care	125
Child care expenditures	\$0.2 mil

### Youth Services

Youths committed	6
Average monthly youths in DYS custody	6

SFY-2003

(1) In SFY-2003 this was changed to eligibles. In SFY-2002 people receiving Medicaid services were reported.  
 (2) Excludes Buy-In.

MARIES



## QUICK FACTS ABOUT DSS IN MARIES

### Medicaid/MC+

Number of people eligible for Medicaid/MC+ services <sup>(1)</sup>	1,494
Medicaid/MC+ dollars spent in state fiscal year 2003 <sup>(2)</sup>	\$6.9 mil
Estimated portion of \$6.9 mil that was federal dollars	\$4.2 mil
Medicaid/MC+ dollars for inpatient hospital services	\$0.9 mil
Medicaid/MC+ dollars for physician services	\$0.7 mil
Medicaid/MC+ dollars for nursing home services	\$1.1 mil
Medicaid/MC+ dollars for pharmacy services	\$2.1 mil
Medicaid/MC+ dollars for managed care payments	\$0

### Family Support

Child support collections (IV-D and non-IV-D)	\$0.8 mil
Average monthly temporary assistance families	56
Total temporary assistance payments	\$0.2 mil
Average monthly food stamp benefit recipients	788
Total food stamp benefits received	\$0.7 mil

### Child Welfare

Children involved in hotline reports	96
Children with probable cause abuse or neglect (completed investigations)	17
Children in family assessments (completed assessments)	53
Children in custody during SFY-2003	4
Average monthly children in custody	1
Children adopted	0
Total Children's Services expenditures	\$46,463
Average monthly children receiving subsidized child care	32
Child care expenditures	\$0.1 mil

### Youth Services

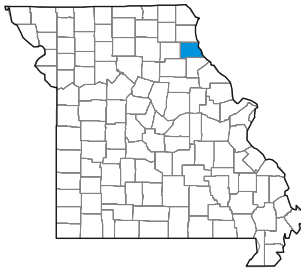
Youths committed	0
Average monthly youths in DYS custody	1

SFY-2003

(1) In SFY-2003 this was changed to eligibles. In SFY-2002 people receiving Medicaid services were reported.

(2) Excludes Buy-In.

MARION



**QUICK FACTS ABOUT DSS IN MARION**

**Medicaid/MC+**

Number of people eligible for Medicaid/MC+ services <sup>(1)</sup>	5,798
Medicaid/MC+ dollars spent in state fiscal year 2003 <sup>(2)</sup>	\$38.2 mil
Estimated portion of \$38.2 mil that was federal dollars	\$23.0 mil
Medicaid/MC+ dollars for inpatient hospital services	\$3.9 mil
Medicaid/MC+ dollars for physician services	\$2.2 mil
Medicaid/MC+ dollars for nursing home services	\$8.5 mil
Medicaid/MC+ dollars for pharmacy services	\$9.6 mil
Medicaid/MC+ dollars for managed care payments	\$0

**Family Support**

Child support collections (IV-D and non-IV-D)	\$5.2 mil
Average monthly temporary assistance families	271
Total temporary assistance payments	\$0.7 mil
Average monthly food stamp benefit recipients	3,503
Total food stamp benefits received	\$3.2 mil

**Child Welfare**

Children involved in hotline reports	576
Children with probable cause abuse or neglect (completed investigations)	106
Children in family assessments (completed assessments)	254
Children in custody during SFY-2003	83
Average monthly children in custody	63
Children adopted	3
Total Children's Services expenditures	\$0.8 mil
Average monthly children receiving subsidized child care	264
Child care expenditures	\$0.5 mil

**Youth Services**

Youths committed	17
Average monthly youths in DYS custody	22

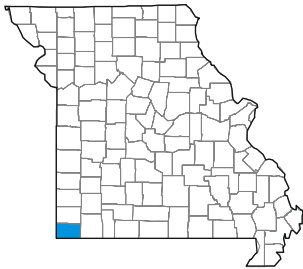
SFY-2003

(1) In SFY-2003 this was changed to eligibles. In SFY-2002 people receiving Medicaid services were reported.  
 (2) Excludes Buy-In.



MCDONALD

## QUICK FACTS ABOUT DSS IN MCDONALD



### Medicaid/MC+

Number of people eligible for Medicaid/MC+ services <sup>(1)</sup>	5,514
Medicaid/MC+ dollars spent in state fiscal year 2003 <sup>(2)</sup>	\$16.7 mil
Estimated portion of \$16.7 mil that was federal dollars	\$10.1 mil
Medicaid/MC+ dollars for inpatient hospital services	\$2.6 mil
Medicaid/MC+ dollars for physician services	\$1.9 mil
Medicaid/MC+ dollars for nursing home services	\$1.7 mil
Medicaid/MC+ dollars for pharmacy services	\$5.1 mil
Medicaid/MC+ dollars for managed care payments	\$0

### Family Support

Child support collections (IV-D and non-IV-D)	\$2.3 mil
Average monthly temporary assistance families	127
Total temporary assistance payments	\$0.4 mil
Average monthly food stamp benefit recipients	3,255
Total food stamp benefits received	\$3.0 mil

### Child Welfare

Children involved in hotline reports	422
Children with probable cause abuse or neglect (completed investigations)	79
Children in family assessments (completed assessments)	244
Children in custody during SFY-2003	144
Average monthly children in custody	76
Children adopted	10
Total Children's Services expenditures	\$0.9 mil
Average monthly children receiving subsidized child care	95
Child care expenditures	\$0.2 mil

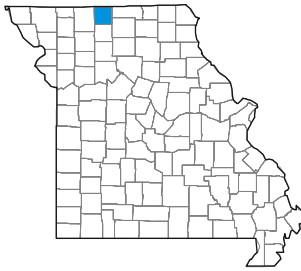
### Youth Services

Youths committed	12
Average monthly youths in DYS custody	10

SFY-2003

(1) In SFY-2003 this was changed to eligibles. In SFY-2002 people receiving Medicaid services were reported.  
 (2) Excludes Buy-In.

MERCER



## QUICK FACTS ABOUT DSS IN MERCER

### Medicaid/MC+

Number of people eligible for Medicaid/MC+ services <sup>(1)</sup>	550
Medicaid/MC+ dollars spent in state fiscal year 2003 <sup>(2)</sup>	\$2.4 mil
Estimated portion of \$2.4 mil that was federal dollars	\$1.4 mil
Medicaid/MC+ dollars for inpatient hospital services	\$0.2 mil
Medicaid/MC+ dollars for physician services	\$0.2 mil
Medicaid/MC+ dollars for nursing home services	\$0.2 mil
Medicaid/MC+ dollars for pharmacy services	\$0.8 mil
Medicaid/MC+ dollars for managed care payments	\$0

### Family Support

Child support collections (IV-D and non-IV-D)	\$0.4 mil
Average monthly temporary assistance families	17
Total temporary assistance payments	\$39,038
Average monthly food stamp benefit recipients	297
Total food stamp benefits received	\$0.2 mil

### Child Welfare

Children involved in hotline reports	31
Children with probable cause abuse or neglect (completed investigations)	2
Children in family assessments (completed assessments)	24
Children in custody during SFY-2003	20
Average monthly children in custody	9
Children adopted	1
Total Children's Services expenditures	\$0.1 mil
Average monthly children receiving subsidized child care	5
Child care expenditures	\$7,100

### Youth Services

Youths committed	1
Average monthly youths in DYS custody	1

SFY-2003

(1) In SFY-2003 this was changed to eligibles. In SFY-2002 people receiving Medicaid services were reported.  
 (2) Excludes Buy-In.

MILLER



## QUICK FACTS ABOUT DSS IN MILLER

### Medicaid/MC+

Number of people eligible for Medicaid/MC+ services <sup>(1)</sup>	5,081
Medicaid/MC+ dollars spent in state fiscal year 2003 <sup>(2)</sup>	\$20.2 mil
Estimated portion of \$20.2 mil that was federal dollars	\$12.2 mil
Medicaid/MC+ dollars for inpatient hospital services	\$1.3 mil
Medicaid/MC+ dollars for physician services	\$0.9 mil
Medicaid/MC+ dollars for nursing home services	\$3.0 mil
Medicaid/MC+ dollars for pharmacy services	\$3.9 mil
Medicaid/MC+ dollars for managed care payments	\$6.4 mil

### Family Support

Child support collections (IV-D and non-IV-D)	\$2.2 mil
Average monthly temporary assistance families	131
Total temporary assistance payments	\$0.3 mil
Average monthly food stamp benefit recipients	2,886
Total food stamp benefits received	\$2.5 mil

### Child Welfare

Children involved in hotline reports	482
Children with probable cause abuse or neglect (completed investigations)	70
Children in family assessments (completed assessments)	308
Children in custody during SFY-2003	74
Average monthly children in custody	48
Children adopted	6
Total Children's Services expenditures	\$0.4 mil
Average monthly children receiving subsidized child care	95
Child care expenditures	\$0.2 mil

### Youth Services

Youths committed	10
Average monthly youths in DYS custody	13

SFY-2003

(1) In SFY-2003 this was changed to eligibles. In SFY-2002 people receiving Medicaid services were reported.  
 (2) Excludes Buy-In.

MISSISSIPPI



## QUICK FACTS ABOUT DSS IN MISSISSIPPI

### Medicaid/MC+

Number of people eligible for Medicaid/MC+ services<sup>(1)</sup> . . . . . 4,656

Medicaid/MC+ dollars spent in state fiscal year 2003<sup>(2)</sup> . . . . . \$21.7 mil

Estimated portion of \$21.7 mil that was federal dollars . . . . . \$13.1 mil

Medicaid/MC+ dollars for inpatient hospital services . . . . . \$2.7 mil

Medicaid/MC+ dollars for physician services . . . . . \$1.7 mil

Medicaid/MC+ dollars for nursing home services . . . . . \$3.8 mil

Medicaid/MC+ dollars for pharmacy services . . . . . \$7.1 mil

Medicaid/MC+ dollars for managed care payments . . . . . \$0

### Family Support

Child support collections (IV-D and non-IV-D) . . . . . \$2.7 mil

Average monthly temporary assistance families . . . . . 363

Total temporary assistance payments . . . . . \$1.0 mil

Average monthly food stamp benefit recipients . . . . . 3,734

Total food stamp benefits received . . . . . \$3.4 mil

### Child Welfare

Children involved in hotline reports . . . . . 256

Children with probable cause abuse or neglect (completed investigations) . . . . . 43

Children in family assessments (completed assessments) . . . . . 173

Children in custody during SFY-2003 . . . . . 68

Average monthly children in custody . . . . . 37

Children adopted . . . . . 3

Total Children's Services expenditures . . . . . \$0.4 mil

Average monthly children receiving subsidized child care . . . . . 345

Child care expenditures . . . . . \$0.7 mil

### Youth Services

Youths committed . . . . . 29

Average monthly youths in DYS custody . . . . . 35

SFY-2003

(1) In SFY-2003 this was changed to eligibles. In SFY-2002 people receiving Medicaid services were reported.

(2) Excludes Buy-In.

MONITEAU



**QUICK FACTS ABOUT DSS IN MONITEAU**

**Medicaid/MC+**

Number of people eligible for Medicaid/MC+ services <sup>(1)</sup>	1,783
Medicaid/MC+ dollars spent in state fiscal year 2003 <sup>(2)</sup>	\$8.0 mil
Estimated portion of \$8.0 mil that was federal dollars	\$4.8 mil
Medicaid/MC+ dollars for inpatient hospital services	\$0.4 mil
Medicaid/MC+ dollars for physician services	\$0.3 mil
Medicaid/MC+ dollars for nursing home services	\$2.2 mil
Medicaid/MC+ dollars for pharmacy services	\$1.5 mil
Medicaid/MC+ dollars for managed care payments	\$2.2 mil

**Family Support**

Child support collections (IV-D and non-IV-D)	\$1.3 mil
Average monthly temporary assistance families	41
Total temporary assistance payments	\$0.1 mil
Average monthly food stamp benefit recipients	866
Total food stamp benefits received	\$0.7 mil

**Child Welfare**

Children involved in hotline reports	144
Children with probable cause abuse or neglect (completed investigations)	13
Children in family assessments (completed assessments)	122
Children in custody during SFY-2003	13
Average monthly children in custody	5
Children adopted	1
Total Children's Services expenditures	\$0.1 mil
Average monthly children receiving subsidized child care	34
Child care expenditures	\$0.1 mil

**Youth Services**

Youths committed	4
Average monthly youths in DYS custody	6

SFY-2003

(1) In SFY-2003 this was changed to eligibles. In SFY-2002 people receiving Medicaid services were reported.  
 (2) Excludes Buy-In.

MONROE



## QUICK FACTS ABOUT DSS IN MONROE

### Medicaid/MC+

Number of people eligible for Medicaid/MC+ services <sup>(1)</sup>	1,493
Medicaid/MC+ dollars spent in state fiscal year 2003 <sup>(2)</sup>	\$7.4 mil
Estimated portion of \$7.4 mil that was federal dollars	\$4.4 mil
Medicaid/MC+ dollars for inpatient hospital services	\$0.3 mil
Medicaid/MC+ dollars for physician services	\$0.3 mil
Medicaid/MC+ dollars for nursing home services	\$1.1 mil
Medicaid/MC+ dollars for pharmacy services	\$1.4 mil
Medicaid/MC+ dollars for managed care payments	\$1.8 mil

### Family Support

Child support collections (IV-D and non-IV-D)	\$0.9 mil
Average monthly temporary assistance families	24
Total temporary assistance payments	\$0.1 mil
Average monthly food stamp benefit recipients	727
Total food stamp benefits received	\$0.6 mil

### Child Welfare

Children involved in hotline reports	80
Children with probable cause abuse or neglect (completed investigations)	18
Children in family assessments (completed assessments)	40
Children in custody during SFY-2003	25
Average monthly children in custody	19
Children adopted	2
Total Children's Services expenditures	\$0.4 mil
Average monthly children receiving subsidized child care	53
Child care expenditures	\$0.1 mil

### Youth Services

Youths committed	3
Average monthly youths in DYS custody	6

SFY-2003

(1) In SFY-2003 this was changed to eligibles. In SFY-2002 people receiving Medicaid services were reported.  
 (2) Excludes Buy-In.

MONTGOMERY



## QUICK FACTS ABOUT DSS IN MONTGOMERY

### Medicaid/MC+

Number of people eligible for Medicaid/MC+ services <sup>(1)</sup>	2,121
Medicaid/MC+ dollars spent in state fiscal year 2003 <sup>(2)</sup>	\$12.7 mil
Estimated portion of \$12.7 mil that was federal dollars	\$7.7 mil
Medicaid/MC+ dollars for inpatient hospital services	\$0.8 mil
Medicaid/MC+ dollars for physician services	\$0.5 mil
Medicaid/MC+ dollars for nursing home services	\$3.9 mil
Medicaid/MC+ dollars for pharmacy services	\$2.3 mil
Medicaid/MC+ dollars for managed care payments	\$2.5 mil

### Family Support

Child support collections (IV-D and non-IV-D)	\$1.4 mil
Average monthly temporary assistance families	73
Total temporary assistance payments	\$0.2 mil
Average monthly food stamp benefit recipients	1,108
Total food stamp benefits received	\$1.1 mil

### Child Welfare

Children involved in hotline reports	208
Children with probable cause abuse or neglect (completed investigations)	36
Children in family assessments (completed assessments)	127
Children in custody during SFY-2003	64
Average monthly children in custody	46
Children adopted	4
Total Children's Services expenditures	\$0.8 mil
Average monthly children receiving subsidized child care	42
Child care expenditures	\$0.1 mil

### Youth Services

Youths committed	0
Average monthly youths in DYS custody	3

SFY-2003

(1) In SFY-2003 this was changed to eligibles. In SFY-2002 people receiving Medicaid services were reported.  
 (2) Excludes Buy-In.

MORGAN



## QUICK FACTS ABOUT DSS IN MORGAN

### Medicaid/MC+

Number of people eligible for Medicaid/MC+ services <sup>(1)</sup>	4,160
Medicaid/MC+ dollars spent in state fiscal year 2003 <sup>(2)</sup>	\$18.0 mil
Estimated portion of \$18.0 mil that was federal dollars	\$10.8 mil
Medicaid/MC+ dollars for inpatient hospital services	\$1.5 mil
Medicaid/MC+ dollars for physician services	\$0.8 mil
Medicaid/MC+ dollars for nursing home services	\$3.2 mil
Medicaid/MC+ dollars for pharmacy services	\$3.4 mil
Medicaid/MC+ dollars for managed care payments	\$4.9 mil

### Family Support

Child support collections (IV-D and non-IV-D)	\$1.5 mil
Average monthly temporary assistance families	121
Total temporary assistance payments	\$0.3 mil
Average monthly food stamp benefit recipients	2,318
Total food stamp benefits received	\$2.1 mil

### Child Welfare

Children involved in hotline reports	364
Children with probable cause abuse or neglect (completed investigations)	42
Children in family assessments (completed assessments)	235
Children in custody during SFY-2003	34
Average monthly children in custody	15
Children adopted	2
Total Children's Services expenditures	\$0.1 mil
Average monthly children receiving subsidized child care	69
Child care expenditures	\$0.1 mil

### Youth Services

Youths committed	6
Average monthly youths in DYS custody	10

SFY-2003

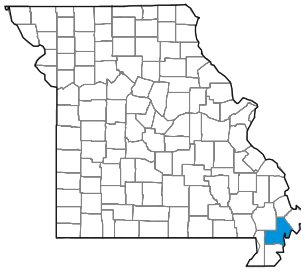
(1) In SFY-2003 this was changed to eligibles. In SFY-2002 people receiving Medicaid services were reported.

(2) Excludes Buy-In.



NEW MADRID

**QUICK FACTS ABOUT DSS IN NEW MADRID**



**Medicaid/MC+**

Number of people eligible for Medicaid/MC+ services <sup>(1)</sup>	6,367
Medicaid/MC+ dollars spent in state fiscal year 2003 <sup>(2)</sup>	\$33.4 mil
Estimated portion of \$33.4 mil that was federal dollars	\$20.2 mil
Medicaid/MC+ dollars for inpatient hospital services	\$3.6 mil
Medicaid/MC+ dollars for physician services	\$2.6 mil
Medicaid/MC+ dollars for nursing home services	\$6.8 mil
Medicaid/MC+ dollars for pharmacy services	\$10.7 mil
Medicaid/MC+ dollars for managed care payments	\$0

**Family Support**

Child support collections (IV-D and non-IV-D)	\$3.7 mil
Average monthly temporary assistance families	381
Total temporary assistance payments	\$1.0 mil
Average monthly food stamp benefit recipients	4,655
Total food stamp benefits received	\$4.0 mil

**Child Welfare**

Children involved in hotline reports	306
Children with probable cause abuse or neglect (completed investigations)	11
Children in family assessments (completed assessments)	229
Children in custody during SFY-2003	77
Average monthly children in custody	47
Children adopted	2
Total Children's Services expenditures	\$0.8 mil
Average monthly children receiving subsidized child care	245
Child care expenditures	\$0.5 mil

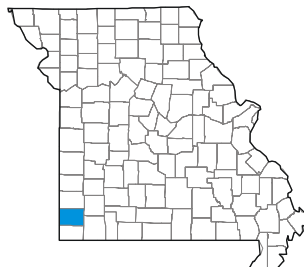
**Youth Services**

Youths committed	7
Average monthly youths in DYS custody	13

SFY-2003

(1) In SFY-2003 this was changed to eligibles. In SFY-2002 people receiving Medicaid services were reported.  
 (2) Excludes Buy-In.

NEWTON



## QUICK FACTS ABOUT DSS IN NEWTON

### Medicaid/MC+

Number of people eligible for Medicaid/MC+ services<sup>(1)</sup> . . . . . 8,830

Medicaid/MC+ dollars spent in state fiscal year 2003<sup>(2)</sup> . . . . . \$40.2 mil

Estimated portion of \$40.2 mil that was federal dollars . . . . . \$24.3 mil

Medicaid/MC+ dollars for inpatient hospital services . . . . . \$6.2 mil

Medicaid/MC+ dollars for physician services . . . . . \$2.9 mil

Medicaid/MC+ dollars for nursing home services . . . . . \$7.8 mil

Medicaid/MC+ dollars for pharmacy services . . . . . \$10.1 mil

Medicaid/MC+ dollars for managed care payments . . . . . \$0

### Family Support

Child support collections (IV-D and non-IV-D) . . . . . \$6.3 mil

Average monthly temporary assistance families . . . . . 262

Total temporary assistance payments . . . . . \$0.7 mil

Average monthly food stamp benefit recipients . . . . . 4,681

Total food stamp benefits received . . . . . \$4.1 mil

### Child Welfare

Children involved in hotline reports . . . . . 921

Children with probable cause abuse or neglect (completed investigations) . . . . . 153

Children in family assessments (completed assessments) . . . . . 555

Children in custody during SFY-2003 . . . . . 303

Average monthly children in custody . . . . . 155

Children adopted . . . . . 30

Total Children's Services expenditures . . . . . \$1.7 mil

Average monthly children receiving subsidized child care . . . . . 289

Child care expenditures . . . . . \$0.6 mil

### Youth Services

Youths committed . . . . . 16

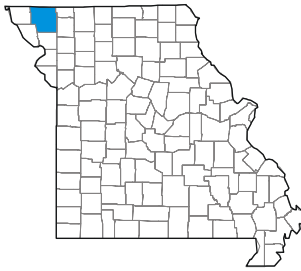
Average monthly youths in DYS custody . . . . . 19

SFY-2003

(1) In SFY-2003 this was changed to eligibles. In SFY-2002 people receiving Medicaid services were reported.

(2) Excludes Buy-In.

NODAWAY



## QUICK FACTS ABOUT DSS IN NODAWAY

### Medicaid/MC+

Number of people eligible for Medicaid/MC+ services <sup>(1)</sup>	1,715
Medicaid/MC+ dollars spent in state fiscal year 2003 <sup>(2)</sup>	\$10.6 mil
Estimated portion of \$10.6 mil that was federal dollars	\$6.4 mil
Medicaid/MC+ dollars for inpatient hospital services	\$1.1 mil
Medicaid/MC+ dollars for physician services	\$0.7 mil
Medicaid/MC+ dollars for nursing home services	\$2.7 mil
Medicaid/MC+ dollars for pharmacy services	\$2.4 mil
Medicaid/MC+ dollars for managed care payments	\$0

### Family Support

Child support collections (IV-D and non-IV-D)	\$2.3 mil
Average monthly temporary assistance families	34
Total temporary assistance payments	\$0.1 mil
Average monthly food stamp benefit recipients	727
Total food stamp benefits received	\$0.6 mil

### Child Welfare

Children involved in hotline reports	194
Children with probable cause abuse or neglect (completed investigations)	13
Children in family assessments (completed assessments)	145
Children in custody during SFY-2003	27
Average monthly children in custody	12
Children adopted	0
Total Children's Services expenditures	\$0.1 mil
Average monthly children receiving subsidized child care	45
Child care expenditures	\$0.1 mil

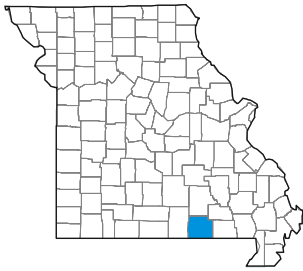
### Youth Services

Youths committed	6
Average monthly youths in DYS custody	4

SFY-2003

(1) In SFY-2003 this was changed to eligibles. In SFY-2002 people receiving Medicaid services were reported.  
 (2) Excludes Buy-In.

OREGON



## QUICK FACTS ABOUT DSS IN OREGON

### Medicaid/MC+

Number of people eligible for Medicaid/MC+ services <sup>(1)</sup>	2,947
Medicaid/MC+ dollars spent in state fiscal year 2003 <sup>(2)</sup>	\$13.5 mil
Estimated portion of \$13.5 mil that was federal dollars	\$8.2 mil
Medicaid/MC+ dollars for inpatient hospital services	\$0.9 mil
Medicaid/MC+ dollars for physician services	\$1.4 mil
Medicaid/MC+ dollars for nursing home services	\$1.8 mil
Medicaid/MC+ dollars for pharmacy services	\$4.1 mil
Medicaid/MC+ dollars for managed care payments	\$0

### Family Support

Child support collections (IV-D and non-IV-D)	\$0.8 mil
Average monthly temporary assistance families	89
Total temporary assistance payments	\$0.2 mil
Average monthly food stamp benefit recipients	1,955
Total food stamp benefits received	\$1.6 mil

### Child Welfare

Children involved in hotline reports	238
Children with probable cause abuse or neglect (completed investigations)	23
Children in family assessments (completed assessments)	165
Children in custody during SFY-2003	32
Average monthly children in custody	16
Children adopted	1
Total Children's Services expenditures	\$0.3 mil
Average monthly children receiving subsidized child care	75
Child care expenditures	\$0.1 mil

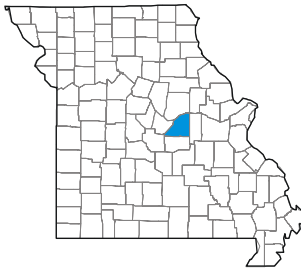
### Youth Services

Youths committed	1
Average monthly youths in DYS custody	1

SFY-2003

(1) In SFY-2003 this was changed to eligibles. In SFY-2002 people receiving Medicaid services were reported.  
 (2) Excludes Buy-In.

OSAGE



## QUICK FACTS ABOUT DSS IN OSAGE

### Medicaid/MC+

Number of people eligible for Medicaid/MC+ services <sup>(1)</sup>	1,383
Medicaid/MC+ dollars spent in state fiscal year 2003 <sup>(2)</sup>	\$6.9 mil
Estimated portion of \$6.9 mil that was federal dollars	\$4.2 mil
Medicaid/MC+ dollars for inpatient hospital services	\$0.4 mil
Medicaid/MC+ dollars for physician services	\$0.3 mil
Medicaid/MC+ dollars for nursing home services	\$1.7 mil
Medicaid/MC+ dollars for pharmacy services	\$1.4 mil
Medicaid/MC+ dollars for managed care payments	\$1.7 mil

### Family Support

Child support collections (IV-D and non-IV-D)	\$0.8 mil
Average monthly temporary assistance families	18
Total temporary assistance payments	\$45,686
Average monthly food stamp benefit recipients	659
Total food stamp benefits received	\$0.6 mil

### Child Welfare

Children involved in hotline reports	112
Children with probable cause abuse or neglect (completed investigations)	4
Children in family assessments (completed assessments)	80
Children in custody during SFY-2003	22
Average monthly children in custody	18
Children adopted	3
Total Children's Services expenditures	\$0.2 mil
Average monthly children receiving subsidized child care	38
Child care expenditures	\$0.1 mil

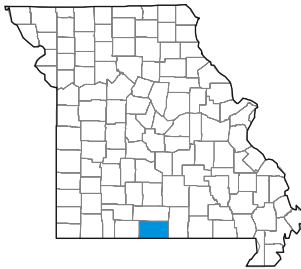
### Youth Services

Youths committed	3
Average monthly youths in DYS custody	5

SFY-2003

(1) In SFY-2003 this was changed to eligibles. In SFY-2002 people receiving Medicaid services were reported.  
 (2) Excludes Buy-In.

OZARK



**QUICK FACTS ABOUT DSS IN OZARK**

**Medicaid/MC+**

Number of people eligible for Medicaid/MC+ services <sup>(1)</sup>	2,569
Medicaid/MC+ dollars spent in state fiscal year 2003 <sup>(2)</sup>	\$9.0 mil
Estimated portion of \$9.0 mil that was federal dollars	\$5.4 mil
Medicaid/MC+ dollars for inpatient hospital services	\$0.8 mil
Medicaid/MC+ dollars for physician services	\$1.2 mil
Medicaid/MC+ dollars for nursing home services	\$1.2 mil
Medicaid/MC+ dollars for pharmacy services	\$3.1 mil
Medicaid/MC+ dollars for managed care payments	\$0

**Family Support**

Child support collections (IV-D and non-IV-D)	\$0.7 mil
Average monthly temporary assistance families	73
Total temporary assistance payments	\$0.2 mil
Average monthly food stamp benefit recipients	1,617
Total food stamp benefits received	\$1.4 mil

**Child Welfare**

Children involved in hotline reports	122
Children with probable cause abuse or neglect (completed investigations)	39
Children in family assessments (completed assessments)	56
Children in custody during SFY-2003	20
Average monthly children in custody	9
Children adopted	0
Total Children's Services expenditures	\$0.1 mil
Average monthly children receiving subsidized child care	42
Child care expenditures	\$0.1 mil

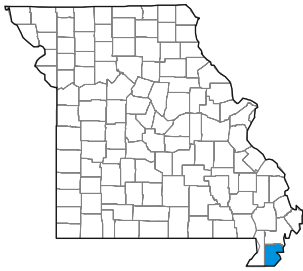
**Youth Services**

Youths committed	0
Average monthly youths in DYS custody	1

SFY-2003

(1) In SFY-2003 this was changed to eligibles. In SFY-2002 people receiving Medicaid services were reported.  
 (2) Excludes Buy-In.

PEMISCOT



## QUICK FACTS ABOUT DSS IN PEMISCOT

### Medicaid/MC+

Number of people eligible for Medicaid/MC+ services <sup>(1)</sup>	8,529
Medicaid/MC+ dollars spent in state fiscal year 2003 <sup>(2)</sup>	\$35.6 mil
Estimated portion of \$35.6 mil that was federal dollars	\$21.5 mil
Medicaid/MC+ dollars for inpatient hospital services	\$4.5 mil
Medicaid/MC+ dollars for physician services	\$4.0 mil
Medicaid/MC+ dollars for nursing home services	\$3.9 mil
Medicaid/MC+ dollars for pharmacy services	\$11.5 mil
Medicaid/MC+ dollars for managed care payments	\$0

### Family Support

Child support collections (IV-D and non-IV-D)	\$4.4 mil
Average monthly temporary assistance families	590
Total temporary assistance payments	\$1.7 mil
Average monthly food stamp benefit recipients	6,522
Total food stamp benefits received	\$5.6 mil

### Child Welfare

Children involved in hotline reports	429
Children with probable cause abuse or neglect (completed investigations)	26
Children in family assessments (completed assessments)	307
Children in custody during SFY-2003	60
Average monthly children in custody	43
Children adopted	0
Total Children's Services expenditures	\$0.3 mil
Average monthly children receiving subsidized child care	491
Child care expenditures	\$1.0 mil

### Youth Services

Youths committed	5
Average monthly youths in DYS custody	17

SFY-2003

(1) In SFY-2003 this was changed to eligibles. In SFY-2002 people receiving Medicaid services were reported.

(2) Excludes Buy-In.

PERRY



## QUICK FACTS ABOUT DSS IN PERRY

### Medicaid/MC+

Number of people eligible for Medicaid/MC+ services <sup>(1)</sup>	2,755
Medicaid/MC+ dollars spent in state fiscal year 2003 <sup>(2)</sup>	\$15.0 mil
Estimated portion of \$15.0 mil that was federal dollars	\$9.1 mil
Medicaid/MC+ dollars for inpatient hospital services	\$1.6 mil
Medicaid/MC+ dollars for physician services	\$1.1 mil
Medicaid/MC+ dollars for nursing home services	\$3.4 mil
Medicaid/MC+ dollars for pharmacy services	\$3.9 mil
Medicaid/MC+ dollars for managed care payments	\$0

### Family Support

Child support collections (IV-D and non-IV-D)	\$2.4 mil
Average monthly temporary assistance families	56
Total temporary assistance payments	\$0.1 mil
Average monthly food stamp benefit recipients	1,498
Total food stamp benefits received	\$1.3 mil

### Child Welfare

Children involved in hotline reports	220
Children with probable cause abuse or neglect (completed investigations)	25
Children in family assessments (completed assessments)	169
Children in custody during SFY-2003	31
Average monthly children in custody	20
Children adopted	0
Total Children's Services expenditures	\$0.1 mil
Average monthly children receiving subsidized child care	86
Child care expenditures	\$0.2 mil

### Youth Services

Youths committed	2
Average monthly youths in DYS custody	4

SFY-2003

(1) In SFY-2003 this was changed to eligibles. In SFY-2002 people receiving Medicaid services were reported.

(2) Excludes Buy-In.



PETTIS



## QUICK FACTS ABOUT DSS IN PETTIS

### Medicaid/MC+

Number of people eligible for Medicaid/MC+ services <sup>(1)</sup>	7,328
Medicaid/MC+ dollars spent in state fiscal year 2003 <sup>(2)</sup>	\$38.9 mil
Estimated portion of \$38.9 mil that was federal dollars	\$23.5 mil
Medicaid/MC+ dollars for inpatient hospital services	\$2.7 mil
Medicaid/MC+ dollars for physician services	\$1.5 mil
Medicaid/MC+ dollars for nursing home services	\$7.6 mil
Medicaid/MC+ dollars for pharmacy services	\$6.7 mil
Medicaid/MC+ dollars for managed care payments	\$9.1 mil

### Family Support

Child support collections (IV-D and non-IV-D)	\$5.8 mil
Average monthly temporary assistance families	315
Total temporary assistance payments	\$0.9 mil
Average monthly food stamp benefit recipients	4,687
Total food stamp benefits received	\$4.2 mil

### Child Welfare

Children involved in hotline reports	845
Children with probable cause abuse or neglect (completed investigations)	88
Children in family assessments (completed assessments)	600
Children in custody during SFY-2003	130
Average monthly children in custody	83
Children adopted	4
Total Children's Services expenditures	\$0.8 mil
Average monthly children receiving subsidized child care	360
Child care expenditures	\$0.7 mil

### Youth Services

Youths committed	12
Average monthly youths in DYS custody	17

SFY-2003

(1) In SFY-2003 this was changed to eligibles. In SFY-2002 people receiving Medicaid services were reported.  
 (2) Excludes Buy-In.

PHELPS



## QUICK FACTS ABOUT DSS IN PHELPS

### Medicaid/MC+

Number of people eligible for Medicaid/MC+ services <sup>(1)</sup>	8,225
Medicaid/MC+ dollars spent in state fiscal year 2003 <sup>(2)</sup>	\$53.6 mil
Estimated portion of \$53.6 mil that was federal dollars	\$32.3 mil
Medicaid/MC+ dollars for inpatient hospital services	\$6.0 mil
Medicaid/MC+ dollars for physician services	\$3.3 mil
Medicaid/MC+ dollars for nursing home services	\$5.1 mil
Medicaid/MC+ dollars for pharmacy services	\$10.5 mil
Medicaid/MC+ dollars for managed care payments	\$0

### Family Support

Child support collections (IV-D and non-IV-D)	\$4.5 mil
Average monthly temporary assistance families	243
Total temporary assistance payments	\$0.7 mil
Average monthly food stamp benefit recipients	4,488
Total food stamp benefits received	\$4.1 mil

### Child Welfare

Children involved in hotline reports	640
Children with probable cause abuse or neglect (completed investigations)	59
Children in family assessments (completed assessments)	350
Children in custody during SFY-2003	175
Average monthly children in custody	104
Children adopted	16
Total Children's Services expenditures	\$1.6 mil
Average monthly children receiving subsidized child care	275
Child care expenditures	\$0.5 mil

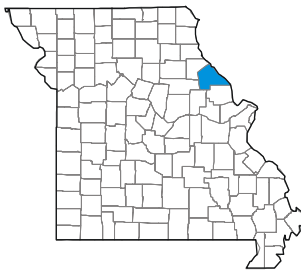
### Youth Services

Youths committed	2
Average monthly youths in DYS custody	7

SFY-2003

(1) In SFY-2003 this was changed to eligibles. In SFY-2002 people receiving Medicaid services were reported.  
 (2) Excludes Buy-In.

PIKE



## QUICK FACTS ABOUT DSS IN PIKE

### Medicaid/MC+

Number of people eligible for Medicaid/MC+ services <sup>(1)</sup>	3,516
Medicaid/MC+ dollars spent in state fiscal year 2003 <sup>(2)</sup>	\$16.8 mil
Estimated portion of \$16.8 mil that was federal dollars	\$10.1 mil
Medicaid/MC+ dollars for inpatient hospital services	\$1.9 mil
Medicaid/MC+ dollars for physician services	\$1.5 mil
Medicaid/MC+ dollars for nursing home services	\$3.0 mil
Medicaid/MC+ dollars for pharmacy services	\$4.1 mil
Medicaid/MC+ dollars for managed care payments	\$0

### Family Support

Child support collections (IV-D and non-IV-D)	\$2.3 mil
Average monthly temporary assistance families	121
Total temporary assistance payments	\$0.3 mil
Average monthly food stamp benefit recipients	1,959
Total food stamp benefits received	\$1.8 mil

### Child Welfare

Children involved in hotline reports	286
Children with probable cause abuse or neglect (completed investigations)	54
Children in family assessments (completed assessments)	93
Children in custody during SFY-2003	41
Average monthly children in custody	26
Children adopted	8
Total Children's Services expenditures	\$0.3 mil
Average monthly children receiving subsidized child care	75
Child care expenditures	\$0.1 mil

### Youth Services

Youths committed	3
Average monthly youths in DYS custody	5

SFY-2003

(1) In SFY-2003 this was changed to eligibles. In SFY-2002 people receiving Medicaid services were reported.

(2) Excludes Buy-In.

PLATTE



## QUICK FACTS ABOUT DSS IN PLATTE

### Medicaid/MC+

Number of people eligible for Medicaid/MC+ services<sup>(1)</sup> . . . . . 4,696

Medicaid/MC+ dollars spent in state fiscal year 2003<sup>(2)</sup> . . . . . \$25.9 mil

Estimated portion of \$25.9 mil that was federal dollars . . . . . \$15.6 mil

Medicaid/MC+ dollars for inpatient hospital services . . . . . \$2.4 mil

Medicaid/MC+ dollars for physician services . . . . . \$0.9 mil

Medicaid/MC+ dollars for nursing home services . . . . . \$5.5 mil

Medicaid/MC+ dollars for pharmacy services . . . . . \$4.0 mil

Medicaid/MC+ dollars for managed care payments . . . . . \$6.3 mil

### Family Support

Child support collections (IV-D and non-IV-D) . . . . . \$9.4 mil

Average monthly temporary assistance families . . . . . 201

Total temporary assistance payments . . . . . \$0.6 mil

Average monthly food stamp benefit recipients . . . . . 2,264

Total food stamp benefits received . . . . . \$2.2 mil

### Child Welfare

Children involved in hotline reports . . . . . 696

Children with probable cause abuse or neglect (completed investigations) . . . . . 46

Children in family assessments (completed assessments) . . . . . 549

Children in custody during SFY-2003 . . . . . 52

Average monthly children in custody . . . . . 36

Children adopted . . . . . 1

Total Children's Services expenditures . . . . . \$0.6 mil

Average monthly children receiving subsidized child care . . . . . 175

Child care expenditures . . . . . \$0.6 mil

### Youth Services

Youths committed . . . . . 4

Average monthly youths in DYS custody . . . . . 13

SFY-2003

(1) In SFY-2003 this was changed to eligibles. In SFY-2002 people receiving Medicaid services were reported.

(2) Excludes Buy-In.

POLK



## QUICK FACTS ABOUT DSS IN POLK

### Medicaid/MC+

Number of people eligible for Medicaid/MC+ services <sup>(1)</sup>	5,958
Medicaid/MC+ dollars spent in state fiscal year 2003 <sup>(2)</sup>	\$38.2 mil
Estimated portion of \$38.2 mil that was federal dollars	\$23.1 mil
Medicaid/MC+ dollars for inpatient hospital services	\$2.9 mil
Medicaid/MC+ dollars for physician services	\$2.6 mil
Medicaid/MC+ dollars for nursing home services	\$5.5 mil
Medicaid/MC+ dollars for pharmacy services	\$8.1 mil
Medicaid/MC+ dollars for managed care payments	\$0

### Family Support

Child support collections (IV-D and non-IV-D)	\$2.4 mil
Average monthly temporary assistance families	154
Total temporary assistance payments	\$0.4 mil
Average monthly food stamp benefit recipients	3,473
Total food stamp benefits received	\$3.1 mil

### Child Welfare

Children involved in hotline reports	500
Children with probable cause abuse or neglect (completed investigations)	76
Children in family assessments (completed assessments)	153
Children in custody during SFY-2003	43
Average monthly children in custody	29
Children adopted	4
Total Children's Services expenditures	\$0.5 mil
Average monthly children receiving subsidized child care	207
Child care expenditures	\$0.4 mil

### Youth Services

Youths committed	9
Average monthly youths in DYS custody	14

SFY-2003

(1) In SFY-2003 this was changed to eligibles. In SFY-2002 people receiving Medicaid services were reported.  
 (2) Excludes Buy-In.

PULASKI



## QUICK FACTS ABOUT DSS IN PULASKI

### Medicaid/MC+

Number of people eligible for Medicaid/MC+ services <sup>(1)</sup>	6,124
Medicaid/MC+ dollars spent in state fiscal year 2003 <sup>(2)</sup>	\$27.5 mil
Estimated portion of \$27.5 mil that was federal dollars	\$16.6 mil
Medicaid/MC+ dollars for inpatient hospital services	\$4.0 mil
Medicaid/MC+ dollars for physician services	\$2.8 mil
Medicaid/MC+ dollars for nursing home services	\$3.6 mil
Medicaid/MC+ dollars for pharmacy services	\$6.8 mil
Medicaid/MC+ dollars for managed care payments	\$0

### Family Support

Child support collections (IV-D and non-IV-D)	\$5.3 mil
Average monthly temporary assistance families	205
Total temporary assistance payments	\$0.6 mil
Average monthly food stamp benefit recipients	3,587
Total food stamp benefits received	\$3.1 mil

### Child Welfare

Children involved in hotline reports	633
Children with probable cause abuse or neglect (completed investigations)	98
Children in family assessments (completed assessments)	254
Children in custody during SFY-2003	168
Average monthly children in custody	75
Children adopted	25
Total Children's Services expenditures	\$1.5 mil
Average monthly children receiving subsidized child care	160
Child care expenditures	\$0.3 mil

### Youth Services

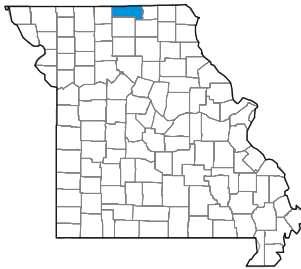
Youths committed	17
Average monthly youths in DYS custody	20

SFY-2003

(1) In SFY-2003 this was changed to eligibles. In SFY-2002 people receiving Medicaid services were reported.

(2) Excludes Buy-In.

PUTNAM



## QUICK FACTS ABOUT DSS IN PUTNAM

### Medicaid/MC+

Number of people eligible for Medicaid/MC+ services <sup>(1)</sup>	1,114
Medicaid/MC+ dollars spent in state fiscal year 2003 <sup>(2)</sup>	\$4.4 mil
Estimated portion of \$4.4 mil that was federal dollars	\$2.6 mil
Medicaid/MC+ dollars for inpatient hospital services	\$0.4 mil
Medicaid/MC+ dollars for physician services	\$0.4 mil
Medicaid/MC+ dollars for nursing home services	\$0.9 mil
Medicaid/MC+ dollars for pharmacy services	\$1.2 mil
Medicaid/MC+ dollars for managed care payments	\$0

### Family Support

Child support collections (IV-D and non-IV-D)	\$0.5 mil
Average monthly temporary assistance families	20
Total temporary assistance payments	\$0.1 mil
Average monthly food stamp benefit recipients	530
Total food stamp benefits received	\$0.4 mil

### Child Welfare

Children involved in hotline reports	58
Children with probable cause abuse or neglect (completed investigations)	10
Children in family assessments (completed assessments)	42
Children in custody during SFY-2003	12
Average monthly children in custody	6
Children adopted	0
Total Children's Services expenditures	\$45,462
Average monthly children receiving subsidized child care	24
Child care expenditures	\$39,386

### Youth Services

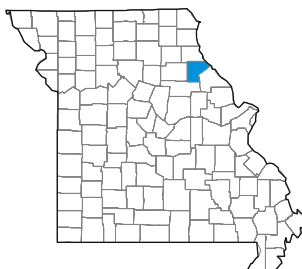
Youths committed	1
Average monthly youths in DYS custody	2

SFY-2003

(1) In SFY-2003 this was changed to eligibles. In SFY-2002 people receiving Medicaid services were reported.

(2) Excludes Buy-In.

RALLS



## QUICK FACTS ABOUT DSS IN RALLS

### Medicaid/MC+

Number of people eligible for Medicaid/MC+ services<sup>(1)</sup> . . . . . 1,309

Medicaid/MC+ dollars spent in state fiscal year 2003<sup>(2)</sup> . . . . . \$6.6 mil

Estimated portion of \$6.6 mil that was federal dollars . . . . . \$4.0 mil

Medicaid/MC+ dollars for inpatient hospital services . . . . . \$0.8 mil

Medicaid/MC+ dollars for physician services . . . . . \$0.5 mil

Medicaid/MC+ dollars for nursing home services . . . . . \$1.1 mil

Medicaid/MC+ dollars for pharmacy services . . . . . \$1.7 mil

Medicaid/MC+ dollars for managed care payments . . . . . \$0

### Family Support

Child support collections (IV-D and non-IV-D) . . . . . \$1.1 mil

Average monthly temporary assistance families . . . . . 35

Total temporary assistance payments . . . . . \$0.1 mil

Average monthly food stamp benefit recipients . . . . . 692

Total food stamp benefits received . . . . . \$0.6 mil

### Child Welfare

Children involved in hotline reports . . . . . 90

Children with probable cause abuse or neglect (completed investigations) . . . . . 8

Children in family assessments (completed assessments) . . . . . 59

Children in custody during SFY-2003 . . . . . 21

Average monthly children in custody . . . . . 15

Children adopted . . . . . 1

Total Children's Services expenditures . . . . . \$0.1 mil

Average monthly children receiving subsidized child care . . . . . 36

Child care expenditures . . . . . \$0.1 mil

### Youth Services

Youths committed . . . . . 0

Average monthly youths in DYS custody . . . . . 1

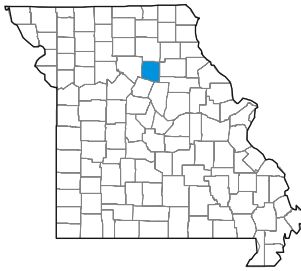
SFY-2003

(1) In SFY-2003 this was changed to eligibles. In SFY-2002 people receiving Medicaid services were reported.

(2) Excludes Buy-In.



RANDOLPH



## QUICK FACTS ABOUT DSS IN RANDOLPH

### Medicaid/MC+

Number of people eligible for Medicaid/MC+ services <sup>(1)</sup>	5,298
Medicaid/MC+ dollars spent in state fiscal year 2003 <sup>(2)</sup>	\$27.5 mil
Estimated portion of \$27.5 mil that was federal dollars	\$16.6 mil
Medicaid/MC+ dollars for inpatient hospital services	\$1.8 mil
Medicaid/MC+ dollars for physician services	\$1.2 mil
Medicaid/MC+ dollars for nursing home services	\$4.8 mil
Medicaid/MC+ dollars for pharmacy services	\$5.6 mil
Medicaid/MC+ dollars for managed care payments	\$6.5 mil

### Family Support

Child support collections (IV-D and non-IV-D)	\$3.2 mil
Average monthly temporary assistance families	218
Total temporary assistance payments	\$0.6 mil
Average monthly food stamp benefit recipients	3,309
Total food stamp benefits received	\$3.0 mil

### Child Welfare

Children involved in hotline reports	428
Children with probable cause abuse or neglect (completed investigations)	85
Children in family assessments (completed assessments)	165
Children in custody during SFY-2003	123
Average monthly children in custody	90
Children adopted	7
Total Children's Services expenditures	\$1.0 mil
Average monthly children receiving subsidized child care	371
Child care expenditures	\$0.9 mil

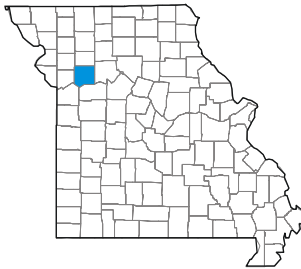
### Youth Services

Youths committed	3
Average monthly youths in DYS custody	8

SFY-2003

(1) In SFY-2003 this was changed to eligibles. In SFY-2002 people receiving Medicaid services were reported.  
 (2) Excludes Buy-In.

RAY



## QUICK FACTS ABOUT DSS IN RAY

### Medicaid/MC+

Number of people eligible for Medicaid/MC+ services <sup>(1)</sup>	2,744
Medicaid/MC+ dollars spent in state fiscal year 2003 <sup>(2)</sup>	\$13.5 mil
Estimated portion of \$13.5 mil that was federal dollars	\$8.1 mil
Medicaid/MC+ dollars for inpatient hospital services	\$1.1 mil
Medicaid/MC+ dollars for physician services	\$0.6 mil
Medicaid/MC+ dollars for nursing home services	\$2.5 mil
Medicaid/MC+ dollars for pharmacy services	\$2.5 mil
Medicaid/MC+ dollars for managed care payments	\$3.5 mil

### Family Support

Child support collections (IV-D and non-IV-D)	\$3.4 mil
Average monthly temporary assistance families	108
Total temporary assistance payments	\$0.3 mil
Average monthly food stamp benefit recipients	1,602
Total food stamp benefits received	\$1.5 mil

### Child Welfare

Children involved in hotline reports	467
Children with probable cause abuse or neglect (completed investigations)	26
Children in family assessments (completed assessments)	393
Children in custody during SFY-2003	28
Average monthly children in custody	19
Children adopted	0
Total Children's Services expenditures	\$0.2 mil
Average monthly children receiving subsidized child care	92
Child care expenditures	\$0.3 mil

### Youth Services

Youths committed	7
Average monthly youths in DYS custody	9

SFY-2003

(1) In SFY-2003 this was changed to eligibles. In SFY-2002 people receiving Medicaid services were reported.  
 (2) Excludes Buy-In.

REYNOLDS



## QUICK FACTS ABOUT DSS IN REYNOLDS

### Medicaid/MC+

Number of people eligible for Medicaid/MC+ services <sup>(1)</sup>	2,123
Medicaid/MC+ dollars spent in state fiscal year 2003 <sup>(2)</sup>	\$20.2 mil
Estimated portion of \$20.2 mil that was federal dollars	\$12.2 mil
Medicaid/MC+ dollars for inpatient hospital services	\$1.4 mil
Medicaid/MC+ dollars for physician services	\$1.0 mil
Medicaid/MC+ dollars for nursing home services	\$0.7 mil
Medicaid/MC+ dollars for pharmacy services	\$3.5 mil
Medicaid/MC+ dollars for managed care payments	\$0

### Family Support

Child support collections (IV-D and non-IV-D)	\$0.7 mil
Average monthly temporary assistance families	67
Total temporary assistance payments	\$0.2 mil
Average monthly food stamp benefit recipients	1,411
Total food stamp benefits received	\$1.2 mil

### Child Welfare

Children involved in hotline reports	130
Children with probable cause abuse or neglect (completed investigations)	20
Children in family assessments (completed assessments)	94
Children in custody during SFY-2003	19
Average monthly children in custody	9
Children adopted	0
Total Children's Services expenditures	\$0.2 mil
Average monthly children receiving subsidized child care	41
Child care expenditures	\$0.1 mil

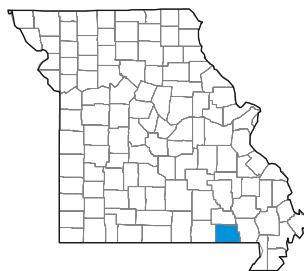
### Youth Services

Youths committed	1
Average monthly youths in DYS custody	3

SFY-2003

(1) In SFY-2003 this was changed to eligibles. In SFY-2002 people receiving Medicaid services were reported.  
 (2) Excludes Buy-In.

RIPLEY



## QUICK FACTS ABOUT DSS IN RIPLEY

### Medicaid/MC+

Number of people eligible for Medicaid/MC+ services<sup>(1)</sup> . . . . . 5,075

Medicaid/MC+ dollars spent in state fiscal year 2003<sup>(2)</sup> . . . . . \$24.4 mil

Estimated portion of \$24.4 mil that was federal dollars . . . . . \$14.7 mil

Medicaid/MC+ dollars for inpatient hospital services . . . . . \$2.6 mil

Medicaid/MC+ dollars for physician services . . . . . \$3.1 mil

Medicaid/MC+ dollars for nursing home services . . . . . \$2.1 mil

Medicaid/MC+ dollars for pharmacy services . . . . . \$7.9 mil

Medicaid/MC+ dollars for managed care payments . . . . . \$0

### Family Support

Child support collections (IV-D and non-IV-D) . . . . . \$1.4 mil

Average monthly temporary assistance families . . . . . 199

Total temporary assistance payments . . . . . \$0.5 mil

Average monthly food stamp benefit recipients . . . . . 3,419

Total food stamp benefits received . . . . . \$2.9 mil

### Child Welfare

Children involved in hotline reports . . . . . 307

Children with probable cause abuse or neglect (completed investigations) . . . . . 33

Children in family assessments (completed assessments) . . . . . 205

Children in custody during SFY-2003 . . . . . 39

Average monthly children in custody . . . . . 28

Children adopted . . . . . 5

Total Children's Services expenditures . . . . . \$0.4 mil

Average monthly children receiving subsidized child care . . . . . 135

Child care expenditures . . . . . \$0.2 mil

### Youth Services

Youths committed . . . . . 2

Average monthly youths in DYS custody . . . . . 1

SFY-2003

(1) In SFY-2003 this was changed to eligibles. In SFY-2002 people receiving Medicaid services were reported.  
 (2) Excludes Buy-In.

SALINE



## QUICK FACTS ABOUT DSS IN SALINE

### Medicaid/MC+

Number of people eligible for Medicaid/MC+ services <sup>(1)</sup>	4,591
Medicaid/MC+ dollars spent in state fiscal year 2003 <sup>(2)</sup>	\$36.7 mil
Estimated portion of \$36.7 mil that was federal dollars	\$22.2 mil
Medicaid/MC+ dollars for inpatient hospital services	\$1.5 mil
Medicaid/MC+ dollars for physician services	\$1.1 mil
Medicaid/MC+ dollars for nursing home services	\$4.5 mil
Medicaid/MC+ dollars for pharmacy services	\$6.1 mil
Medicaid/MC+ dollars for managed care payments	\$5.3 mil

### Family Support

Child support collections (IV-D and non-IV-D)	\$3.4 mil
Average monthly temporary assistance families	212
Total temporary assistance payments	\$0.6 mil
Average monthly food stamp benefit recipients	2,447
Total food stamp benefits received	\$2.2 mil

### Child Welfare

Children involved in hotline reports	476
Children with probable cause abuse or neglect (completed investigations)	84
Children in family assessments (completed assessments)	317
Children in custody during SFY-2003	131
Average monthly children in custody	86
Children adopted	9
Total Children's Services expenditures	\$1.1 mil
Average monthly children receiving subsidized child care	146
Child care expenditures	\$0.3 mil

### Youth Services

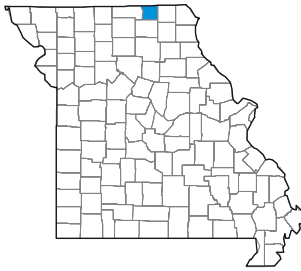
Youths committed	5
Average monthly youths in DYS custody	10

SFY-2003

(1) In SFY-2003 this was changed to eligibles. In SFY-2002 people receiving Medicaid services were reported.

(2) Excludes Buy-In.

SCHUYLER



## QUICK FACTS ABOUT DSS IN SCHUYLER

### Medicaid/MC+

Number of people eligible for Medicaid/MC+ services <sup>(1)</sup>	845
Medicaid/MC+ dollars spent in state fiscal year 2003 <sup>(2)</sup>	\$3.7 mil
Estimated portion of \$3.7 mil that was federal dollars	\$2.2 mil
Medicaid/MC+ dollars for inpatient hospital services	\$0.5 mil
Medicaid/MC+ dollars for physician services	\$0.3 mil
Medicaid/MC+ dollars for nursing home services	\$0.8 mil
Medicaid/MC+ dollars for pharmacy services	\$1.0 mil
Medicaid/MC+ dollars for managed care payments	\$0

### Family Support

Child support collections (IV-D and non-IV-D)	\$0.5 mil
Average monthly temporary assistance families	12
Total temporary assistance payments	\$32,856
Average monthly food stamp benefit recipients	397
Total food stamp benefits received	\$0.3 mil

### Child Welfare

Children involved in hotline reports	56
Children with probable cause abuse or neglect (completed investigations)	7
Children in family assessments (completed assessments)	19
Children in custody during SFY-2003	20
Average monthly children in custody	15
Children adopted	0
Total Children's Services expenditures	\$0.4 mil
Average monthly children receiving subsidized child care	10
Child care expenditures	\$15,356

### Youth Services

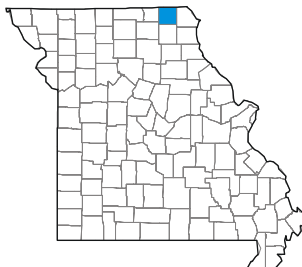
Youths committed	0
Average monthly youths in DYS custody	0

SFY-2003

(1) In SFY-2003 this was changed to eligibles. In SFY-2002 people receiving Medicaid services were reported.

(2) Excludes Buy-In.

SCOTLAND



## QUICK FACTS ABOUT DSS IN SCOTLAND

### Medicaid/MC+

Number of people eligible for Medicaid/MC+ services<sup>(1)</sup> . . . . . 819

Medicaid/MC+ dollars spent in state fiscal year 2003<sup>(2)</sup> . . . . . \$4.7 mil

Estimated portion of \$4.7 mil that was federal dollars . . . . . \$2.9 mil

Medicaid/MC+ dollars for inpatient hospital services . . . . . \$0.4 mil

Medicaid/MC+ dollars for physician services . . . . . \$0.4 mil

Medicaid/MC+ dollars for nursing home services . . . . . \$1.4 mil

Medicaid/MC+ dollars for pharmacy services . . . . . \$1.1 mil

Medicaid/MC+ dollars for managed care payments . . . . . \$0

### Family Support

Child support collections (IV-D and non-IV-D) . . . . . \$0.5 mil

Average monthly temporary assistance families . . . . . 10

Total temporary assistance payments . . . . . \$26,613

Average monthly food stamp benefit recipients . . . . . 307

Total food stamp benefits received . . . . . \$0.2 mil

### Child Welfare

Children involved in hotline reports . . . . . 42

Children with probable cause abuse or neglect (completed investigations) . . . . . 2

Children in family assessments (completed assessments) . . . . . 26

Children in custody during SFY-2003 . . . . . 24

Average monthly children in custody . . . . . 17

Children adopted . . . . . 0

Total Children's Services expenditures . . . . . \$0.3 mil

Average monthly children receiving subsidized child care . . . . . 23

Child care expenditures . . . . . \$41,311

### Youth Services

Youths committed . . . . . 0

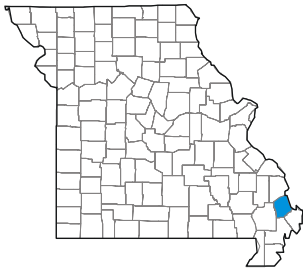
Average monthly youths in DYS custody . . . . . 0

SFY-2003

(1) In SFY-2003 this was changed to eligibles. In SFY-2002 people receiving Medicaid services were reported.

(2) Excludes Buy-In.

SCOTT



## QUICK FACTS ABOUT DSS IN SCOTT

### Medicaid/MC+

Number of people eligible for Medicaid/MC+ services <sup>(1)</sup>	10,397
Medicaid/MC+ dollars spent in state fiscal year 2003 <sup>(2)</sup>	\$53.7 mil
Estimated portion of \$53.7 mil that was federal dollars	\$32.4 mil
Medicaid/MC+ dollars for inpatient hospital services	\$7.0 mil
Medicaid/MC+ dollars for physician services	\$4.3 mil
Medicaid/MC+ dollars for nursing home services	\$7.4 mil
Medicaid/MC+ dollars for pharmacy services	\$16.7 mil
Medicaid/MC+ dollars for managed care payments	\$0

### Family Support

Child support collections (IV-D and non-IV-D)	\$6.2 mil
Average monthly temporary assistance families	557
Total temporary assistance payments	\$1.5 mil
Average monthly food stamp benefit recipients	7,177
Total food stamp benefits received	\$6.1 mil

### Child Welfare

Children involved in hotline reports	809
Children with probable cause abuse or neglect (completed investigations)	100
Children in family assessments (completed assessments)	534
Children in custody during SFY-2003	100
Average monthly children in custody	66
Children adopted	9
Total Children's Services expenditures	\$1.6 mil
Average monthly children receiving subsidized child care	645
Child care expenditures	\$1.3 mil

### Youth Services

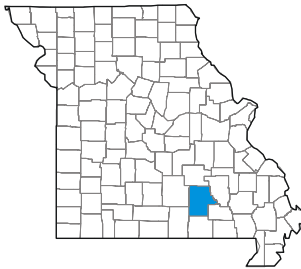
Youths committed	24
Average monthly youths in DYS custody	37

SFY-2003

(1) In SFY-2003 this was changed to eligibles. In SFY-2002 people receiving Medicaid services were reported.  
 (2) Excludes Buy-In.



SHANNON



## QUICK FACTS ABOUT DSS IN SHANNON

### Medicaid/MC+

Number of people eligible for Medicaid/MC+ services <sup>(1)</sup>	2,746
Medicaid/MC+ dollars spent in state fiscal year 2003 <sup>(2)</sup>	\$10.2 mil
Estimated portion of \$10.2 mil that was federal dollars	\$6.1 mil
Medicaid/MC+ dollars for inpatient hospital services	\$1.1 mil
Medicaid/MC+ dollars for physician services	\$1.3 mil
Medicaid/MC+ dollars for nursing home services	\$1.0 mil
Medicaid/MC+ dollars for pharmacy services	\$3.0 mil
Medicaid/MC+ dollars for managed care payments	\$0

### Family Support

Child support collections (IV-D and non-IV-D)	\$0.8 mil
Average monthly temporary assistance families	60
Total temporary assistance payments	\$0.2 mil
Average monthly food stamp benefit recipients	1,877
Total food stamp benefits received	\$1.6 mil

### Child Welfare

Children involved in hotline reports	153
Children with probable cause abuse or neglect (completed investigations)	15
Children in family assessments (completed assessments)	120
Children in custody during SFY-2003	26
Average monthly children in custody	22
Children adopted	0
Total Children's Services expenditures	\$0.3 mil
Average monthly children receiving subsidized child care	81
Child care expenditures	\$0.2 mil

### Youth Services

Youths committed	0
Average monthly youths in DYS custody	0

SFY-2003

(1) In SFY-2003 this was changed to eligibles. In SFY-2002 people receiving Medicaid services were reported.  
 (2) Excludes Buy-In.

SHELBY



## QUICK FACTS ABOUT DSS IN SHELBY

### Medicaid/MC+

Number of people eligible for Medicaid/MC+ services <sup>(1)</sup>	1,234
Medicaid/MC+ dollars spent in state fiscal year 2003 <sup>(2)</sup>	\$5.7 mil
Estimated portion of \$5.7 mil that was federal dollars	\$3.4 mil
Medicaid/MC+ dollars for inpatient hospital services	\$0.6 mil
Medicaid/MC+ dollars for physician services	\$0.5 mil
Medicaid/MC+ dollars for nursing home services	\$1.2 mil
Medicaid/MC+ dollars for pharmacy services	\$1.5 mil
Medicaid/MC+ dollars for managed care payments	\$0

### Family Support

Child support collections (IV-D and non-IV-D)	\$0.8 mil
Average monthly temporary assistance families	28
Total temporary assistance payments	\$0.1 mil
Average monthly food stamp benefit recipients	647
Total food stamp benefits received	\$0.6 mil

### Child Welfare

Children involved in hotline reports	108
Children with probable cause abuse or neglect (completed investigations)	20
Children in family assessments (completed assessments)	56
Children in custody during SFY-2003	35
Average monthly children in custody	18
Children adopted	4
Total Children's Services expenditures	\$0.2 mil
Average monthly children receiving subsidized child care	31
Child care expenditures	\$0.1 mil

### Youth Services

Youths committed	3
Average monthly youths in DYS custody	3

SFY-2003

(1) In SFY-2003 this was changed to eligibles. In SFY-2002 people receiving Medicaid services were reported.  
 (2) Excludes Buy-In.

ST. CHARLES



## QUICK FACTS ABOUT DSS IN ST. CHARLES

### Medicaid/MC+

Number of people eligible for Medicaid/MC+ services <sup>(1)</sup>	18,703
Medicaid/MC+ dollars spent in state fiscal year 2003 <sup>(2)</sup>	\$89.4 mil
Estimated portion of \$89.4 mil that was federal dollars	\$53.9 mil
Medicaid/MC+ dollars for inpatient hospital services	\$6.5 mil
Medicaid/MC+ dollars for physician services	\$2.8 mil
Medicaid/MC+ dollars for nursing home services	\$11.1 mil
Medicaid/MC+ dollars for pharmacy services	\$14.1 mil
Medicaid/MC+ dollars for managed care payments	\$21.9 mil

### Family Support

Child support collections (IV-D and non-IV-D)	\$21.5 mil
Average monthly temporary assistance families	691
Total temporary assistance payments	\$2.0 mil
Average monthly food stamp benefit recipients	9,472
Total food stamp benefits received	\$9.6 mil

### Child Welfare

Children involved in hotline reports	2,514
Children with probable cause abuse or neglect (completed investigations)	246
Children in family assessments (completed assessments)	1,939
Children in custody during SFY-2003	236
Average monthly children in custody	146
Children adopted	33
Total Children's Services expenditures	\$2.5 mil
Average monthly children receiving subsidized child care	1,066
Child care expenditures	\$3.6 mil

### Youth Services

Youths committed	50
Average monthly youths in DYS custody	87

SFY-2003

(1) In SFY-2003 this was changed to eligibles. In SFY-2002 people receiving Medicaid services were reported.

(2) Excludes Buy-In.

ST. CLAIR



## QUICK FACTS ABOUT DSS IN ST. CLAIR

### Medicaid/MC+

Number of people eligible for Medicaid/MC+ services <sup>(1)</sup>	2,083
Medicaid/MC+ dollars spent in state fiscal year 2003 <sup>(2)</sup>	\$9.6 mil
Estimated portion of \$9.6 mil that was federal dollars	\$5.8 mil
Medicaid/MC+ dollars for inpatient hospital services	\$0.8 mil
Medicaid/MC+ dollars for physician services	\$0.5 mil
Medicaid/MC+ dollars for nursing home services	\$1.9 mil
Medicaid/MC+ dollars for pharmacy services	\$1.9 mil
Medicaid/MC+ dollars for managed care payments	\$2.2 mil

### Family Support

Child support collections (IV-D and non-IV-D)	\$0.9 mil
Average monthly temporary assistance families	81
Total temporary assistance payments	\$0.2 mil
Average monthly food stamp benefit recipients	1,412
Total food stamp benefits received	\$1.3 mil

### Child Welfare

Children involved in hotline reports	176
Children with probable cause abuse or neglect (completed investigations)	33
Children in family assessments (completed assessments)	110
Children in custody during SFY-2003	29
Average monthly children in custody	18
Children adopted	1
Total Children's Services expenditures	\$0.2 mil
Average monthly children receiving subsidized child care	30
Child care expenditures	\$48,263

### Youth Services

Youths committed	0
Average monthly youths in DYS custody	1

SFY-2003

(1) In SFY-2003 this was changed to eligibles. In SFY-2002 people receiving Medicaid services were reported.  
 (2) Excludes Buy-In.

ST. FRANCOIS



## QUICK FACTS ABOUT DSS IN ST. FRANCOIS

### Medicaid/MC+

Number of people eligible for Medicaid/MC+ services <sup>(1)</sup>	12,111
Medicaid/MC+ dollars spent in state fiscal year 2003 <sup>(2)</sup>	\$63.2 mil
Estimated portion of \$63.2 mil that was federal dollars	\$38.1 mil
Medicaid/MC+ dollars for inpatient hospital services	\$3.9 mil
Medicaid/MC+ dollars for physician services	\$2.8 mil
Medicaid/MC+ dollars for nursing home services	\$9.4 mil
Medicaid/MC+ dollars for pharmacy services	\$15.8 mil
Medicaid/MC+ dollars for managed care payments	\$12.6 mil

### Family Support

Child support collections (IV-D and non-IV-D)	\$2.8 mil
Average monthly temporary assistance families	589
Total temporary assistance payments	\$1.6 mil
Average monthly food stamp benefit recipients	8,124
Total food stamp benefits received	\$7.4 mil

### Child Welfare

Children involved in hotline reports	1,025
Children with probable cause abuse or neglect (completed investigations)	102
Children in family assessments (completed assessments)	706
Children in custody during SFY-2003	135
Average monthly children in custody	90
Children adopted	9
Total Children's Services expenditures	\$1.7 mil
Average monthly children receiving subsidized child care	592
Child care expenditures	\$1.3 mil

### Youth Services

Youths committed	31
Average monthly youths in DYS custody	43

SFY-2003

(1) In SFY-2003 this was changed to eligibles. In SFY-2002 people receiving Medicaid services were reported.

(2) Excludes Buy-In.

ST. LOUIS CITY



## QUICK FACTS ABOUT DSS IN ST. LOUIS CITY

### Medicaid/MC+

Number of people eligible for Medicaid/MC+ services <sup>(1)</sup>	113,251
Medicaid/MC+ dollars spent in state fiscal year 2003 <sup>(2)</sup>	\$472.2 mil
Estimated portion of \$472.2 mil that was federal dollars	\$284.9 mil
Medicaid/MC+ dollars for inpatient hospital services	\$70.4 mil
Medicaid/MC+ dollars for physician services	\$22.5 mil
Medicaid/MC+ dollars for nursing home services	\$51.4 mil
Medicaid/MC+ dollars for pharmacy services	\$79.9 mil
Medicaid/MC+ dollars for managed care payments	\$122.3 mil

### Family Support

Child support collections (IV-D and non-IV-D)	\$51.1 mil
Average monthly temporary assistance families	10,547
Total temporary assistance payments	\$30.9 mil
Average monthly food stamp benefit recipients	86,747
Total food stamp benefits received	\$90.8 mil

### Child Welfare

Children involved in hotline reports	7,420
Children with probable cause abuse or neglect (completed investigations)	571
Children in family assessments (completed assessments)	5,530
Children in custody during SFY-2003	2,594
Average monthly children in custody	1,940
Children adopted	216
Total Children's Services expenditures	\$37.3 mil
Average monthly children receiving subsidized child care	9,028
Child care expenditures	\$35.1 mil

### Youth Services

Youths committed	148
Average monthly youths in DYS custody	186

SFY-2003

(1) In SFY-2003 this was changed to eligibles. In SFY-2002 people receiving Medicaid services were reported.

(2) Excludes Buy-In.

ST. LOUIS



## QUICK FACTS ABOUT DSS IN ST. LOUIS

### Medicaid/MC+

Number of people eligible for Medicaid/MC+ services <sup>(1)</sup>	105,031
Medicaid/MC+ dollars spent in state fiscal year 2003 <sup>(2)</sup>	\$518.7 mil
Estimated portion of \$518.7 mil that was federal dollars	\$312.9 mil
Medicaid/MC+ dollars for inpatient hospital services	\$47.3 mil
Medicaid/MC+ dollars for physician services	\$19.1 mil
Medicaid/MC+ dollars for nursing home services	\$108.2 mil
Medicaid/MC+ dollars for pharmacy services	\$71.2 mil
Medicaid/MC+ dollars for managed care payments	\$115.6 mil

### Family Support

Child support collections (IV-D and non-IV-D)	\$84.9 mil
Average monthly temporary assistance families	6,037
Total temporary assistance payments	\$16.7 mil
Average monthly food stamp benefit recipients	57,995
Total food stamp benefits received	\$57.8 mil

### Child Welfare

Children involved in hotline reports	7,349
Children with probable cause abuse or neglect (completed investigations)	641
Children in family assessments (completed assessments)	5,740
Children in custody during SFY-2003	1,945
Average monthly children in custody	1,363
Children adopted	137
Total Children's Services expenditures	\$23.0 mil
Average monthly children receiving subsidized child care	8,478
Child care expenditures	\$32.8 mil

### Youth Services

Youths committed	75
Average monthly youths in DYS custody	87

SFY-2003

(1) In SFY-2003 this was changed to eligibles. In SFY-2002 people receiving Medicaid services were reported.  
 (2) Excludes Buy-In.

STE. GENEVIEVE



## QUICK FACTS ABOUT DSS IN STE. GENEVIEVE

### Medicaid/MC+

Number of people eligible for Medicaid/MC+ services <sup>(1)</sup>	2,308
Medicaid/MC+ dollars spent in state fiscal year 2003 <sup>(2)</sup>	\$11.4 mil
Estimated portion of \$11.4 mil that was federal dollars	\$6.9 mil
Medicaid/MC+ dollars for inpatient hospital services	\$0.6 mil
Medicaid/MC+ dollars for physician services	\$0.6 mil
Medicaid/MC+ dollars for nursing home services	\$1.7 mil
Medicaid/MC+ dollars for pharmacy services	\$2.9 mil
Medicaid/MC+ dollars for managed care payments	\$2.4 mil

### Family Support

Child support collections (IV-D and non-IV-D)	\$6.2 mil
Average monthly temporary assistance families	48
Total temporary assistance payments	\$0.1 mil
Average monthly food stamp benefit recipients	1,397
Total food stamp benefits received	\$1.2 mil

### Child Welfare

Children involved in hotline reports	198
Children with probable cause abuse or neglect (completed investigations)	6
Children in family assessments (completed assessments)	161
Children in custody during SFY-2003	33
Average monthly children in custody	27
Children adopted	0
Total Children's Services expenditures	\$0.2 mil
Average monthly children receiving subsidized child care	106
Child care expenditures	\$0.2 mil

### Youth Services

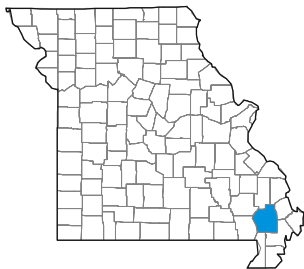
Youths committed	11
Average monthly youths in DYS custody	12

SFY-2003

(1) In SFY-2003 this was changed to eligibles. In SFY-2002 people receiving Medicaid services were reported.  
 (2) Excludes Buy-In.



STODDARD



## QUICK FACTS ABOUT DSS IN STODDARD

### Medicaid/MC+

Number of people eligible for Medicaid/MC+ services <sup>(1)</sup>	6,778
Medicaid/MC+ dollars spent in state fiscal year 2003 <sup>(2)</sup>	\$39.2 mil
Estimated portion of \$39.2 mil that was federal dollars	\$23.7 mil
Medicaid/MC+ dollars for inpatient hospital services	\$4.3 mil
Medicaid/MC+ dollars for physician services	\$3.6 mil
Medicaid/MC+ dollars for nursing home services	\$6.2 mil
Medicaid/MC+ dollars for pharmacy services	\$11.9 mil
Medicaid/MC+ dollars for managed care payments	\$0

### Family Support

Child support collections (IV-D and non-IV-D)	\$3.9 mil
Average monthly temporary assistance families	206
Total temporary assistance payments	\$0.5 mil
Average monthly food stamp benefit recipients	4,132
Total food stamp benefits received	\$3.3 mil

### Child Welfare

Children involved in hotline reports	433
Children with probable cause abuse or neglect (completed investigations)	84
Children in family assessments (completed assessments)	215
Children in custody during SFY-2003	255
Average monthly children in custody	164
Children adopted	8
Total Children's Services expenditures	\$1.4 mil
Average monthly children receiving subsidized child care	161
Child care expenditures	\$0.3 mil

### Youth Services

Youths committed	1
Average monthly youths in DYS custody	2

SFY-2003

(1) In SFY-2003 this was changed to eligibles. In SFY-2002 people receiving Medicaid services were reported.  
 (2) Excludes Buy-In.

STONE



## QUICK FACTS ABOUT DSS IN STONE

### Medicaid/MC+

Number of people eligible for Medicaid/MC+ services <sup>(1)</sup>	5,773
Medicaid/MC+ dollars spent in state fiscal year 2003 <sup>(2)</sup>	\$18.8 mil
Estimated portion of \$18.8 mil that was federal dollars	\$11.3 mil
Medicaid/MC+ dollars for inpatient hospital services	\$2.6 mil
Medicaid/MC+ dollars for physician services	\$2.3 mil
Medicaid/MC+ dollars for nursing home services	\$2.5 mil
Medicaid/MC+ dollars for pharmacy services	\$6.1 mil
Medicaid/MC+ dollars for managed care payments	\$0

### Family Support

Child support collections (IV-D and non-IV-D)	\$2.9 mil
Average monthly temporary assistance families	110
Total temporary assistance payments	\$0.3 mil
Average monthly food stamp benefit recipients	3,180
Total food stamp benefits received	\$3.0 mil

### Child Welfare

Children involved in hotline reports	478
Children with probable cause abuse or neglect (completed investigations)	90
Children in family assessments (completed assessments)	299
Children in custody during SFY-2003	83
Average monthly children in custody	55
Children adopted	5
Total Children's Services expenditures	\$0.6 mil
Average monthly children receiving subsidized child care	111
Child care expenditures	\$0.2 mil

### Youth Services

Youths committed	0
Average monthly youths in DYS custody	1

SFY-2003

(1) In SFY-2003 this was changed to eligibles. In SFY-2002 people receiving Medicaid services were reported.  
 (2) Excludes Buy-In.

SULLIVAN



## QUICK FACTS ABOUT DSS IN SULLIVAN

### Medicaid/MC+

Number of people eligible for Medicaid/MC+ services <sup>(1)</sup>	1,445
Medicaid/MC+ dollars spent in state fiscal year 2003 <sup>(2)</sup>	\$9.0 mil
Estimated portion of \$9.0 mil that was federal dollars	\$5.4 mil
Medicaid/MC+ dollars for inpatient hospital services	\$0.9 mil
Medicaid/MC+ dollars for physician services	\$0.7 mil
Medicaid/MC+ dollars for nursing home services	\$2.2 mil
Medicaid/MC+ dollars for pharmacy services	\$2.2 mil
Medicaid/MC+ dollars for managed care payments	\$0

### Family Support

Child support collections (IV-D and non-IV-D)	\$0.8 mil
Average monthly temporary assistance families	26
Total temporary assistance payments	\$0.1 mil
Average monthly food stamp benefit recipients	805
Total food stamp benefits received	\$0.7 mil

### Child Welfare

Children involved in hotline reports	116
Children with probable cause abuse or neglect (completed investigations)	7
Children in family assessments (completed assessments)	81
Children in custody during SFY-2003	11
Average monthly children in custody	8
Children adopted	0
Total Children's Services expenditures	\$0.1 mil
Average monthly children receiving subsidized child care	39
Child care expenditures	\$0.1 mil

### Youth Services

Youths committed	1
Average monthly youths in DYS custody	1

SFY-2003

(1) In SFY-2003 this was changed to eligibles. In SFY-2002 people receiving Medicaid services were reported.  
 (2) Excludes Buy-In.

TANEY



## QUICK FACTS ABOUT DSS IN TANEY

### Medicaid/MC+

Number of people eligible for Medicaid/MC+ services <sup>(1)</sup>	7,588
Medicaid/MC+ dollars spent in state fiscal year 2003 <sup>(2)</sup>	\$29.5 mil
Estimated portion of \$29.5 mil that was federal dollars	\$17.8 mil
Medicaid/MC+ dollars for inpatient hospital services	\$4.6 mil
Medicaid/MC+ dollars for physician services	\$3.4 mil
Medicaid/MC+ dollars for nursing home services	\$3.6 mil
Medicaid/MC+ dollars for pharmacy services	\$8.3 mil
Medicaid/MC+ dollars for managed care payments	\$0

### Family Support

Child support collections (IV-D and non-IV-D)	\$4.0 mil
Average monthly temporary assistance families	169
Total temporary assistance payments	\$0.5 mil
Average monthly food stamp benefit recipients	3,962
Total food stamp benefits received	\$3.7 mil

### Child Welfare

Children involved in hotline reports	960
Children with probable cause abuse or neglect (completed investigations)	177
Children in family assessments (completed assessments)	471
Children in custody during SFY-2003	278
Average monthly children in custody	148
Children adopted	5
Total Children's Services expenditures	\$1.5 mil
Average monthly children receiving subsidized child care	142
Child care expenditures	\$0.3 mil

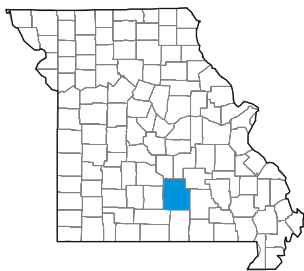
### Youth Services

Youths committed	13
Average monthly youths in DYS custody	23

SFY-2003

(1) In SFY-2003 this was changed to eligibles. In SFY-2002 people receiving Medicaid services were reported.  
 (2) Excludes Buy-In.

TEXAS



## QUICK FACTS ABOUT DSS IN TEXAS

### Medicaid/MC+

Number of people eligible for Medicaid/MC+ services<sup>(1)</sup> . . . . . 5,585

Medicaid/MC+ dollars spent in state fiscal year 2003<sup>(2)</sup> . . . . . \$22.7 mil

Estimated portion of \$22.7 mil that was federal dollars . . . . . \$13.7 mil

Medicaid/MC+ dollars for inpatient hospital services . . . . . \$2.3 mil

Medicaid/MC+ dollars for physician services . . . . . \$2.5 mil

Medicaid/MC+ dollars for nursing home services . . . . . \$4.0 mil

Medicaid/MC+ dollars for pharmacy services . . . . . \$6.6 mil

Medicaid/MC+ dollars for managed care payments . . . . . \$0

### Family Support

Child support collections (IV-D and non-IV-D) . . . . . \$2.1 mil

Average monthly temporary assistance families . . . . . 204

Total temporary assistance payments . . . . . \$0.6 mil

Average monthly food stamp benefit recipients . . . . . 3,586

Total food stamp benefits received . . . . . \$3.1 mil

### Child Welfare

Children involved in hotline reports . . . . . 460

Children with probable cause abuse or neglect (completed investigations) . . . . . 80

Children in family assessments (completed assessments) . . . . . 177

Children in custody during SFY-2003 . . . . . 81

Average monthly children in custody . . . . . 35

Children adopted . . . . . 0

Total Children's Services expenditures . . . . . \$0.4 mil

Average monthly children receiving subsidized child care . . . . . 127

Child care expenditures . . . . . \$0.2 mil

### Youth Services

Youths committed . . . . . 8

Average monthly youths in DYS custody . . . . . 12

SFY-2003

(1) In SFY-2003 this was changed to eligibles. In SFY-2002 people receiving Medicaid services were reported.

(2) Excludes Buy-In.

VERNON



## QUICK FACTS ABOUT DSS IN VERNON

### Medicaid/MC+

Number of people eligible for Medicaid/MC+ services <sup>(1)</sup>	4,721
Medicaid/MC+ dollars spent in state fiscal year 2003 <sup>(2)</sup>	\$37.0 mil
Estimated portion of \$37.0 mil that was federal dollars	\$22.3 mil
Medicaid/MC+ dollars for inpatient hospital services	\$3.3 mil
Medicaid/MC+ dollars for physician services	\$2.1 mil
Medicaid/MC+ dollars for nursing home services	\$5.1 mil
Medicaid/MC+ dollars for pharmacy services	\$6.5 mil
Medicaid/MC+ dollars for managed care payments	\$0

### Family Support

Child support collections (IV-D and non-IV-D)	\$3.1 mil
Average monthly temporary assistance families	168
Total temporary assistance payments	\$0.5 mil
Average monthly food stamp benefit recipients	2,545
Total food stamp benefits received	\$2.2 mil

### Child Welfare

Children involved in hotline reports	414
Children with probable cause abuse or neglect (completed investigations)	53
Children in family assessments (completed assessments)	286
Children in custody during SFY-2003	67
Average monthly children in custody	43
Children adopted	10
Total Children's Services expenditures	\$0.5 mil
Average monthly children receiving subsidized child care	122
Child care expenditures	\$0.2 mil

### Youth Services

Youths committed	6
Average monthly youths in DYS custody	10

SFY-2003

(1) In SFY-2003 this was changed to eligibles. In SFY-2002 people receiving Medicaid services were reported.  
 (2) Excludes Buy-In.

WARREN



## QUICK FACTS ABOUT DSS IN WARREN

### Medicaid/MC+

Number of people eligible for Medicaid/MC+ services <sup>(1)</sup>	3,213
Medicaid/MC+ dollars spent in state fiscal year 2003 <sup>(2)</sup>	\$14.6 mil
Estimated portion of \$14.6 mil that was federal dollars	\$8.8 mil
Medicaid/MC+ dollars for inpatient hospital services	\$1.0 mil
Medicaid/MC+ dollars for physician services	\$0.5 mil
Medicaid/MC+ dollars for nursing home services	\$0.9 mil
Medicaid/MC+ dollars for pharmacy services	\$2.7 mil
Medicaid/MC+ dollars for managed care payments	\$3.6 mil

### Family Support

Child support collections (IV-D and non-IV-D)	\$2.4 mil
Average monthly temporary assistance families	101
Total temporary assistance payments	\$0.3 mil
Average monthly food stamp benefit recipients	1,789
Total food stamp benefits received	\$1.7 mil

### Child Welfare

Children involved in hotline reports	478
Children with probable cause abuse or neglect (completed investigations)	118
Children in family assessments (completed assessments)	144
Children in custody during SFY-2003	124
Average monthly children in custody	86
Children adopted	8
Total Children's Services expenditures	\$0.8 mil
Average monthly children receiving subsidized child care	78
Child care expenditures	\$0.2 mil

### Youth Services

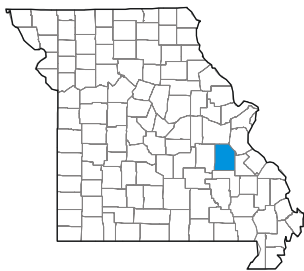
Youths committed	13
Average monthly youths in DYS custody	11

SFY-2003

(1) In SFY-2003 this was changed to eligibles. In SFY-2002 people receiving Medicaid services were reported.

(2) Excludes Buy-In.

WASHINGTON



## QUICK FACTS ABOUT DSS IN WASHINGTON

### Medicaid/MC+

Number of people eligible for Medicaid/MC+ services <sup>(1)</sup>	6,567
Medicaid/MC+ dollars spent in state fiscal year 2003 <sup>(2)</sup>	\$34.6 mil
Estimated portion of \$34.6 mil that was federal dollars	\$20.9 mil
Medicaid/MC+ dollars for inpatient hospital services	\$2.0 mil
Medicaid/MC+ dollars for physician services	\$2.0 mil
Medicaid/MC+ dollars for nursing home services	\$4.1 mil
Medicaid/MC+ dollars for pharmacy services	\$7.7 mil
Medicaid/MC+ dollars for managed care payments	\$7.0 mil

### Family Support

Child support collections (IV-D and non-IV-D)	\$2.8 mil
Average monthly temporary assistance families	282
Total temporary assistance payments	\$0.8 mil
Average monthly food stamp benefit recipients	4,758
Total food stamp benefits received	\$4.5 mil

### Child Welfare

Children involved in hotline reports	545
Children with probable cause abuse or neglect (completed investigations)	66
Children in family assessments (completed assessments)	343
Children in custody during SFY-2003	162
Average monthly children in custody	129
Children adopted	2
Total Children's Services expenditures	\$1.0 mil
Average monthly children receiving subsidized child care	199
Child care expenditures	\$0.5 mil

### Youth Services

Youths committed	12
Average monthly youths in DYS custody	19

SFY-2003

(1) In SFY-2003 this was changed to eligibles. In SFY-2002 people receiving Medicaid services were reported.

(2) Excludes Buy-In.



WAYNE



## QUICK FACTS ABOUT DSS IN WAYNE

### Medicaid/MC+

Number of people eligible for Medicaid/MC+ services <sup>(1)</sup>	4,382
Medicaid/MC+ dollars spent in state fiscal year 2003 <sup>(2)</sup>	\$20.9 mil
Estimated portion of \$20.9 mil that was federal dollars	\$12.6 mil
Medicaid/MC+ dollars for inpatient hospital services	\$1.9 mil
Medicaid/MC+ dollars for physician services	\$2.4 mil
Medicaid/MC+ dollars for nursing home services	\$2.5 mil
Medicaid/MC+ dollars for pharmacy services	\$7.2 mil
Medicaid/MC+ dollars for managed care payments	\$0

### Family Support

Child support collections (IV-D and non-IV-D)	\$1.3 mil
Average monthly temporary assistance families	132
Total temporary assistance payments	\$0.3 mil
Average monthly food stamp benefit recipients	2,873
Total food stamp benefits received	\$2.5 mil

### Child Welfare

Children involved in hotline reports	226
Children with probable cause abuse or neglect (completed investigations)	18
Children in family assessments (completed assessments)	182
Children in custody during SFY-2003	76
Average monthly children in custody	54
Children adopted	0
Total Children's Services expenditures	\$0.4 mil
Average monthly children receiving subsidized child care	121
Child care expenditures	\$0.2 mil

### Youth Services

Youths committed	4
Average monthly youths in DYS custody	4

SFY-2003

(1) In SFY-2003 this was changed to eligibles. In SFY-2002 people receiving Medicaid services were reported.  
 (2) Excludes Buy-In.

WEBSTER



## QUICK FACTS ABOUT DSS IN WEBSTER

### Medicaid/MC+

Number of people eligible for Medicaid/MC+ services <sup>(1)</sup>	5,853
Medicaid/MC+ dollars spent in state fiscal year 2003 <sup>(2)</sup>	\$22.3 mil
Estimated portion of \$22.3 mil that was federal dollars	\$13.4 mil
Medicaid/MC+ dollars for inpatient hospital services	\$3.1 mil
Medicaid/MC+ dollars for physician services	\$2.4 mil
Medicaid/MC+ dollars for nursing home services	\$3.8 mil
Medicaid/MC+ dollars for pharmacy services	\$6.5 mil
Medicaid/MC+ dollars for managed care payments	\$0

### Family Support

Child support collections (IV-D and non-IV-D)	\$3.2 mil
Average monthly temporary assistance families	139
Total temporary assistance payments	\$0.4 mil
Average monthly food stamp benefit recipients	3,180
Total food stamp benefits received	\$2.9 mil

### Child Welfare

Children involved in hotline reports	620
Children with probable cause abuse or neglect (completed investigations)	82
Children in family assessments (completed assessments)	274
Children in custody during SFY-2003	69
Average monthly children in custody	40
Children adopted	7
Total Children's Services expenditures	\$0.6 mil
Average monthly children receiving subsidized child care	157
Child care expenditures	\$0.3 mil

### Youth Services

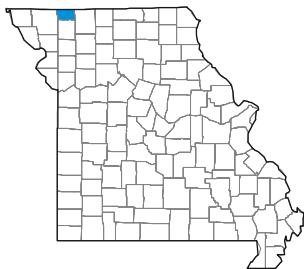
Youths committed	10
Average monthly youths in DYS custody	15

SFY-2003

(1) In SFY-2003 this was changed to eligibles. In SFY-2002 people receiving Medicaid services were reported.

(2) Excludes Buy-In.

WORTH



## QUICK FACTS ABOUT DSS IN WORTH

### Medicaid/MC+

Number of people eligible for Medicaid/MC+ services <sup>(1)</sup>	397
Medicaid/MC+ dollars spent in state fiscal year 2003 <sup>(2)</sup>	\$2.0 mil
Estimated portion of \$2.0 mil that was federal dollars	\$1.2 mil
Medicaid/MC+ dollars for inpatient hospital services	\$0.2 mil
Medicaid/MC+ dollars for physician services	\$0.1 mil
Medicaid/MC+ dollars for nursing home services	\$0.6 mil
Medicaid/MC+ dollars for pharmacy services	\$0.5 mil
Medicaid/MC+ dollars for managed care payments	\$0

### Family Support

Child support collections (IV-D and non-IV-D)	\$0.2 mil
Average monthly temporary assistance families	8
Total temporary assistance payments	\$22,232
Average monthly food stamp benefit recipients	193
Total food stamp benefits received	\$0.1 mil

### Child Welfare

Children involved in hotline reports	33
Children with probable cause abuse or neglect (completed investigations)	3
Children in family assessments (completed assessments)	28
Children in custody during SFY-2003	3
Average monthly children in custody	2
Children adopted	0
Total Children's Services expenditures	\$26,548
Average monthly children receiving subsidized child care	6
Child care expenditures	\$5,739

### Youth Services

Youths committed	2
Average monthly youths in DYS custody	1

SFY-2003

(1) In SFY-2003 this was changed to eligibles. In SFY-2002 people receiving Medicaid services were reported.  
 (2) Excludes Buy-In.

WRIGHT



## QUICK FACTS ABOUT DSS IN WRIGHT

### Medicaid/MC+

Number of people eligible for Medicaid/MC+ services <sup>(1)</sup>	5,251
Medicaid/MC+ dollars spent in state fiscal year 2003 <sup>(2)</sup>	\$19.4 mil
Estimated portion of \$19.4 mil that was federal dollars	\$11.7 mil
Medicaid/MC+ dollars for inpatient hospital services	\$2.2 mil
Medicaid/MC+ dollars for physician services	\$2.4 mil
Medicaid/MC+ dollars for nursing home services	\$2.6 mil
Medicaid/MC+ dollars for pharmacy services	\$6.3 mil
Medicaid/MC+ dollars for managed care payments	\$0

### Family Support

Child support collections (IV-D and non-IV-D)	\$1.9 mil
Average monthly temporary assistance families	207
Total temporary assistance payments	\$0.6 mil
Average monthly food stamp benefit recipients	3,418
Total food stamp benefits received	\$3.0 mil

### Child Welfare

Children involved in hotline reports	416
Children with probable cause abuse or neglect (completed investigations)	67
Children in family assessments (completed assessments)	265
Children in custody during SFY-2003	63
Average monthly children in custody	37
Children adopted	3
Total Children's Services expenditures	\$0.5 mil
Average monthly children receiving subsidized child care	104
Child care expenditures	\$0.2 mil

### Youth Services

Youths committed	3
Average monthly youths in DYS custody	5

SFY-2003

(1) In SFY-2003 this was changed to eligibles. In SFY-2002 people receiving Medicaid services were reported.  
 (2) Excludes Buy-In.