



**QUICK FACTS ABOUT DSS IN  
Missouri**

SFY-2007

**MO HealthNet<sup>(1)</sup>**

Number of people enrolled for MO HealthNet <sup>(1)</sup> services	825,899
MO HealthNet <sup>(1)</sup> dollars spent in state fiscal year 2007 <sup>(2)</sup>	\$4,931.3 mil
Estimated portion of \$4,931.3 mil that was federal dollars	\$3,037.2 mil
MO HealthNet <sup>(1)</sup> fee for service payments for inpatient hospital services	\$571.2 mil
MO HealthNet <sup>(1)</sup> fee for service payments for physician services	\$343.6 mil
MO HealthNet <sup>(1)</sup> fee for service payments for nursing home services	\$786.6 mil
MO HealthNet <sup>(1)</sup> fee for service payments for pharmacy services	\$589.8 mil
MO HealthNet <sup>(1)</sup> managed care payments	\$843.8 mil

**Family Support**

Child support collections (IV-D and non-IV-D)	\$775.2 mil
Average monthly temporary assistance families	43,563
Total temporary assistance payments	\$122.5 mil
Average monthly food stamp benefit recipients	816,225
Total food stamp benefits received	\$761.2 mil

**Child Welfare**

Children involved in hotline reports	75,496
Children with substantiated abuse or neglect	7,115
Children with family assessments	38,802
Average monthly children in custody	10,571
Children adopted	1,150
Total Children's Services expenditures	\$181.4 mil
Average monthly children receiving subsidized child care <sup>(3)</sup>	39,456
Child care expenditures <sup>(3)</sup>	\$142.9 mil

**Youth Services**

Youths committed	1,271
Average monthly youths in DYS custody	1,690

(1) In September 2007 Medicaid/MC+ was renamed MO HealthNet

(2) Excludes Buy-In

(3) Includes subsidized block grant children in Family Centered Services/Alternative Care/Children's Treatment Services/Intensive In-Home Services, Adoption Subsidy, Income Maintenance unduplicated within each fund, across funds and county

ADAIR

**QUICK FACTS ABOUT DSS IN**



# Adair

SFY-2007

## MO HealthNet<sup>(1)</sup>

Number of people enrolled for MO HealthNet <sup>(1)</sup> services	3,255
MO HealthNet <sup>(1)</sup> dollars spent in state fiscal year 2007 <sup>(2)</sup>	\$29.0 mil
Estimated portion of \$29.0 mil that was federal dollars	\$17.8 mil
MO HealthNet <sup>(1)</sup> fee for service payments for inpatient hospital services	\$2.8 mil
MO HealthNet <sup>(1)</sup> fee for service payments for physician services	\$2.7 mil
MO HealthNet <sup>(1)</sup> fee for service payments for nursing home services	\$3.5 mil
MO HealthNet <sup>(1)</sup> fee for service payments for pharmacy services	\$4.2 mil
MO HealthNet <sup>(1)</sup> managed care payments	na

## Family Support

Child support collections (IV-D and non-IV-D)	\$2.6 mil
Average monthly temporary assistance families	63
Total temporary assistance payments	\$0.2 mil
Average monthly food stamp benefit recipients	3,081
Total food stamp benefits received	\$2.6 mil

## Child Welfare

Children involved in hotline reports	334
Children with substantiated abuse or neglect	30
Children with family assessments	185
Average monthly children in custody	70
Children adopted	4
Total Children's Services expenditures	\$1.3 mil
Average monthly children receiving subsidized child care <sup>(3)</sup>	43
Child care expenditures <sup>(3)</sup>	\$0.1 mil

## Youth Services

Youths committed	0
Average monthly youths in DYS custody	1

(1) In September 2007 Medicaid/MC+ was renamed MO HealthNet

(2) Excludes Buy-In

(3) Includes subsidized block grant children in Family Centered Services/Alternative Care/Children's Treatment Services/Intensive In-Home Services, Adoption Subsidy, Income Maintenance unduplicated within each fund, across funds and county



**QUICK FACTS ABOUT DSS IN**

**Andrew**

**MO HealthNet<sup>(1)</sup>**

Number of people enrolled for MO HealthNet <sup>(1)</sup> services	1,414
MO HealthNet <sup>(1)</sup> dollars spent in state fiscal year 2007 <sup>(2)</sup>	\$10.0 mil
Estimated portion of \$10.0 mil that was federal dollars	\$6.2 mil
MO HealthNet <sup>(1)</sup> fee for service payments for inpatient hospital services	\$1.3 mil
MO HealthNet <sup>(1)</sup> fee for service payments for physician services	\$0.9 mil
MO HealthNet <sup>(1)</sup> fee for service payments for nursing home services	\$2.8 mil
MO HealthNet <sup>(1)</sup> fee for service payments for pharmacy services	\$1.4 mil
MO HealthNet <sup>(1)</sup> managed care payments	na

**Family Support**

Child support collections (IV-D and non-IV-D)	\$3.5 mil
Average monthly temporary assistance families	40
Total temporary assistance payments	\$0.1 mil
Average monthly food stamp benefit recipients	1,097
Total food stamp benefits received	\$0.9 mil

**Child Welfare**

Children involved in hotline reports	149
Children with substantiated abuse or neglect	8
Children with family assessments	87
Average monthly children in custody	5
Children adopted	0
Total Children's Services expenditures	\$0.1 mil
Average monthly children receiving subsidized child care <sup>(3)</sup>	29
Child care expenditures <sup>(3)</sup>	\$0.1 mil

**Youth Services**

Youths committed	0
Average monthly youths in DYS custody	0

SFY-2007

(1) In September 2007 Medicaid/MC+ was renamed MO HealthNet

(2) Excludes Buy-In

(3) Includes subsidized block grant children in Family Centered Services/Alternative Care/Children's Treatment Services/Intensive In-Home Services, Adoption Subsidy, Income Maintenance unduplicated within each fund, across funds and county



**QUICK FACTS ABOUT DSS IN**

**Atchison**

SFY-2007

**MO HealthNet<sup>(1)</sup>**

Number of people enrolled for MO HealthNet <sup>(1)</sup> services	817
MO HealthNet <sup>(1)</sup> dollars spent in state fiscal year 2007 <sup>(2)</sup>	\$6.1 mil
Estimated portion of \$6.1 mil that was federal dollars	\$3.7 mil
MO HealthNet <sup>(1)</sup> fee for service payments for inpatient hospital services	\$0.6 mil
MO HealthNet <sup>(1)</sup> fee for service payments for physician services	\$0.3 mil
MO HealthNet <sup>(1)</sup> fee for service payments for nursing home services	\$1.9 mil
MO HealthNet <sup>(1)</sup> fee for service payments for pharmacy services	\$0.8 mil
MO HealthNet <sup>(1)</sup> managed care payments	na

**Family Support**

Child support collections (IV-D and non-IV-D)	\$0.9 mil
Average monthly temporary assistance families	23
Total temporary assistance payments	\$0.1 mil
Average monthly food stamp benefit recipients	614
Total food stamp benefits received	\$0.5 mil

**Child Welfare**

Children involved in hotline reports	65
Children with substantiated abuse or neglect	6
Children with family assessments	40
Average monthly children in custody	4
Children adopted	0
Total Children's Services expenditures	\$30,914
Average monthly children receiving subsidized child care <sup>(3)</sup>	9
Child care expenditures <sup>(3)</sup>	\$15,766

**Youth Services**

Youths committed	1
Average monthly youths in DYS custody	0

(1) In September 2007 Medicaid/MC+ was renamed MO HealthNet

(2) Excludes Buy-In

(3) Includes subsidized block grant children in Family Centered Services/Alternative Care/Children's Treatment Services/Intensive In-Home Services, Adoption Subsidy, Income Maintenance unduplicated within each fund, across funds and county

AUDRAIN



**QUICK FACTS ABOUT DSS IN**

**Audrain**

SFY-2007

**MO HealthNet<sup>(1)</sup>**

Number of people enrolled for MO HealthNet <sup>(1)</sup> services	3,694
MO HealthNet <sup>(1)</sup> dollars spent in state fiscal year 2007 <sup>(2)</sup>	\$24.3 mil
Estimated portion of \$24.3 mil that was federal dollars	\$15.0 mil
MO HealthNet <sup>(1)</sup> fee for service payments for inpatient hospital services	\$1.2 mil
MO HealthNet <sup>(1)</sup> fee for service payments for physician services	\$0.9 mil
MO HealthNet <sup>(1)</sup> fee for service payments for nursing home services	\$4.6 mil
MO HealthNet <sup>(1)</sup> fee for service payments for pharmacy services	\$2.5 mil
MO HealthNet <sup>(1)</sup> managed care payments	\$6.6 mil

**Family Support**

Child support collections (IV-D and non-IV-D)	\$3.9 mil
Average monthly temporary assistance families	160
Total temporary assistance payments	\$0.5 mil
Average monthly food stamp benefit recipients	3,500
Total food stamp benefits received	\$3.0 mil

**Child Welfare**

Children involved in hotline reports	351
Children with substantiated abuse or neglect	24
Children with family assessments	173
Average monthly children in custody	23
Children adopted	1
Total Children's Services expenditures	\$0.7 mil
Average monthly children receiving subsidized child care <sup>(3)</sup>	78
Child care expenditures <sup>(3)</sup>	\$0.2 mil

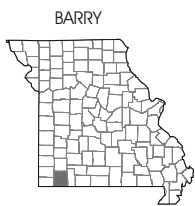
**Youth Services**

Youths committed	6
Average monthly youths in DYS custody	9

(1) In September 2007 Medicaid/MC+ was renamed MO HealthNet

(2) Excludes Buy-In

(3) Includes subsidized block grant children in Family Centered Services/Alternative Care/Children's Treatment Services/Intensive In-Home Services, Adoption Subsidy, Income Maintenance unduplicated within each fund, across funds and county



**QUICK FACTS ABOUT DSS IN**

**Barry**

SFY-2007

**MO HealthNet<sup>(1)</sup>**

Number of people enrolled for MO HealthNet <sup>(1)</sup> services	6,364
MO HealthNet <sup>(1)</sup> dollars spent in state fiscal year 2007 <sup>(2)</sup>	\$33.1 mil
Estimated portion of \$33.1 mil that was federal dollars	\$20.4 mil
MO HealthNet <sup>(1)</sup> fee for service payments for inpatient hospital services	\$4.9 mil
MO HealthNet <sup>(1)</sup> fee for service payments for physician services	\$3.6 mil
MO HealthNet <sup>(1)</sup> fee for service payments for nursing home services	\$4.7 mil
MO HealthNet <sup>(1)</sup> fee for service payments for pharmacy services	\$5.2 mil
MO HealthNet <sup>(1)</sup> managed care payments	na

**Family Support**

Child support collections (IV-D and non-IV-D)	\$4.5 mil
Average monthly temporary assistance families	268
Total temporary assistance payments	\$0.8 mil
Average monthly food stamp benefit recipients	6,437
Total food stamp benefits received	\$5.4 mil

**Child Welfare**

Children involved in hotline reports	723
Children with substantiated abuse or neglect	61
Children with family assessments	351
Average monthly children in custody	106
Children adopted	20
Total Children's Services expenditures	\$1.3 mil
Average monthly children receiving subsidized child care <sup>(3)</sup>	76
Child care expenditures <sup>(3)</sup>	\$0.2 mil

**Youth Services**

Youths committed	10
Average monthly youths in DYS custody	10

(1) In September 2007 Medicaid/MC+ was renamed MO HealthNet

(2) Excludes Buy-In

(3) Includes subsidized block grant children in Family Centered Services/Alternative Care/Children's Treatment Services/Intensive In-Home Services, Adoption Subsidy, Income Maintenance unduplicated within each fund, across funds and county



**QUICK FACTS ABOUT DSS IN**

**Barton**

**MO HealthNet<sup>(1)</sup>**

Number of people enrolled for MO HealthNet <sup>(1)</sup> services	2,312
MO HealthNet <sup>(1)</sup> dollars spent in state fiscal year 2007 <sup>(2)</sup>	\$10.6 mil
Estimated portion of \$10.6 mil that was federal dollars	\$6.5 mil
MO HealthNet <sup>(1)</sup> fee for service payments for inpatient hospital services	\$1.8 mil
MO HealthNet <sup>(1)</sup> fee for service payments for physician services	\$1.0 mil
MO HealthNet <sup>(1)</sup> fee for service payments for nursing home services	\$1.3 mil
MO HealthNet <sup>(1)</sup> fee for service payments for pharmacy services	\$1.9 mil
MO HealthNet <sup>(1)</sup> managed care payments	na

**Family Support**

Child support collections (IV-D and non-IV-D)	\$1.7 mil
Average monthly temporary assistance families	129
Total temporary assistance payments	\$0.4 mil
Average monthly food stamp benefit recipients	2,313
Total food stamp benefits received	\$1.9 mil

**Child Welfare**

Children involved in hotline reports	212
Children with substantiated abuse or neglect	24
Children with family assessments	114
Average monthly children in custody	19
Children adopted	0
Total Children's Services expenditures	\$0.4 mil
Average monthly children receiving subsidized child care <sup>(3)</sup>	60
Child care expenditures <sup>(3)</sup>	\$0.1 mil

**Youth Services**

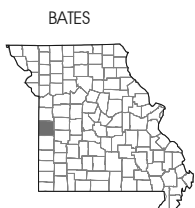
Youths committed	3
Average monthly youths in DYS custody	3

SFY-2007

(1) In September 2007 Medicaid/MC+ was renamed MO HealthNet

(2) Excludes Buy-In

(3) Includes subsidized block grant children in Family Centered Services/Alternative Care/Children's Treatment Services/Intensive In-Home Services, Adoption Subsidy, Income Maintenance unduplicated within each fund, across funds and county



**QUICK FACTS ABOUT DSS IN**

**Bates**

SFY-2007

**MO HealthNet<sup>(1)</sup>**

Number of people enrolled for MO HealthNet <sup>(1)</sup> services	2,616
MO HealthNet <sup>(1)</sup> dollars spent in state fiscal year 2007 <sup>(2)</sup>	\$16.9 mil
Estimated portion of \$16.9 mil that was federal dollars	\$10.4 mil
MO HealthNet <sup>(1)</sup> fee for service payments for inpatient hospital services	\$2.2 mil
MO HealthNet <sup>(1)</sup> fee for service payments for physician services	\$1.4 mil
MO HealthNet <sup>(1)</sup> fee for service payments for nursing home services	\$3.6 mil
MO HealthNet <sup>(1)</sup> fee for service payments for pharmacy services	\$2.6 mil
MO HealthNet <sup>(1)</sup> managed care payments	na

**Family Support**

Child support collections (IV-D and non-IV-D)	\$2.0 mil
Average monthly temporary assistance families	100
Total temporary assistance payments	\$0.3 mil
Average monthly food stamp benefit recipients	2,400
Total food stamp benefits received	\$2.0 mil

**Child Welfare**

Children involved in hotline reports	281
Children with substantiated abuse or neglect	41
Children with family assessments	151
Average monthly children in custody	23
Children adopted	2
Total Children's Services expenditures	\$0.3 mil
Average monthly children receiving subsidized child care <sup>(3)</sup>	36
Child care expenditures <sup>(3)</sup>	\$0.1 mil

**Youth Services**

Youths committed	5
Average monthly youths in DYS custody	5

(1) In September 2007 Medicaid/MC+ was renamed MO HealthNet

(2) Excludes Buy-In

(3) Includes subsidized block grant children in Family Centered Services/Alternative Care/Children's Treatment Services/Intensive In-Home Services, Adoption Subsidy, Income Maintenance unduplicated within each fund, across funds and county



BENTON



**QUICK FACTS ABOUT DSS IN**

**Benton**

**MO HealthNet<sup>(1)</sup>**

Number of people enrolled for MO HealthNet <sup>(1)</sup> services	3,648
MO HealthNet <sup>(1)</sup> dollars spent in state fiscal year 2007 <sup>(2)</sup>	\$18.8 mil
Estimated portion of \$18.8 mil that was federal dollars	\$11.6 mil
MO HealthNet <sup>(1)</sup> fee for service payments for inpatient hospital services	\$2.6 mil
MO HealthNet <sup>(1)</sup> fee for service payments for physician services	\$1.6 mil
MO HealthNet <sup>(1)</sup> fee for service payments for nursing home services	\$3.3 mil
MO HealthNet <sup>(1)</sup> fee for service payments for pharmacy services	\$3.1 mil
MO HealthNet <sup>(1)</sup> managed care payments	na

**Family Support**

Child support collections (IV-D and non-IV-D)	\$1.4 mil
Average monthly temporary assistance families	227
Total temporary assistance payments	\$0.6 mil
Average monthly food stamp benefit recipients	3,744
Total food stamp benefits received	\$3.3 mil

**Child Welfare**

Children involved in hotline reports	223
Children with substantiated abuse or neglect	22
Children with family assessments	106
Average monthly children in custody	14
Children adopted	0
Total Children's Services expenditures	\$0.3 mil
Average monthly children receiving subsidized child care <sup>(3)</sup>	66
Child care expenditures <sup>(3)</sup>	\$0.1 mil

**Youth Services**

Youths committed	7
Average monthly youths in DYS custody	6

SFY-2007

(1) In September 2007 Medicaid/MC+ was renamed MO HealthNet

(2) Excludes Buy-In

(3) Includes subsidized block grant children in Family Centered Services/Alternative Care/Children's Treatment Services/Intensive In-Home Services, Adoption Subsidy, Income Maintenance unduplicated within each fund, across funds and county

BOLLINGER



**QUICK FACTS ABOUT DSS IN**

**Bollinger**

SFY-2007

**MO HealthNet<sup>(1)</sup>**

Number of people enrolled for MO HealthNet <sup>(1)</sup> services	2,399
MO HealthNet <sup>(1)</sup> dollars spent in state fiscal year 2007 <sup>(2)</sup>	\$14.3 mil
Estimated portion of \$14.3 mil that was federal dollars	\$8.8 mil
MO HealthNet <sup>(1)</sup> fee for service payments for inpatient hospital services	\$2.0 mil
MO HealthNet <sup>(1)</sup> fee for service payments for physician services	\$1.7 mil
MO HealthNet <sup>(1)</sup> fee for service payments for nursing home services	\$1.6 mil
MO HealthNet <sup>(1)</sup> fee for service payments for pharmacy services	\$2.8 mil
MO HealthNet <sup>(1)</sup> managed care payments	na

**Family Support**

Child support collections (IV-D and non-IV-D)	\$1.3 mil
Average monthly temporary assistance families	78
Total temporary assistance payments	\$0.2 mil
Average monthly food stamp benefit recipients	2,277
Total food stamp benefits received	\$1.8 mil

**Child Welfare**

Children involved in hotline reports	141
Children with substantiated abuse or neglect	4
Children with family assessments	84
Average monthly children in custody	9
Children adopted	0
Total Children's Services expenditures	\$0.1 mil
Average monthly children receiving subsidized child care <sup>(3)</sup>	47
Child care expenditures <sup>(3)</sup>	\$0.1 mil

**Youth Services**

Youths committed	0
Average monthly youths in DYS custody	3

(1) In September 2007 Medicaid/MC+ was renamed MO HealthNet

(2) Excludes Buy-In

(3) Includes subsidized block grant children in Family Centered Services/Alternative Care/Children's Treatment Services/Intensive In-Home Services, Adoption Subsidy, Income Maintenance unduplicated within each fund, across funds and county



**QUICK FACTS ABOUT DSS IN**

**Boone**

SFY-2007

**MO HealthNet<sup>(1)</sup>**

Number of people enrolled for MO HealthNet <sup>(1)</sup> services	16,398
MO HealthNet <sup>(1)</sup> dollars spent in state fiscal year 2007 <sup>(2)</sup>	\$111.4 mil
Estimated portion of \$111.4 mil that was federal dollars	\$68.6 mil
MO HealthNet <sup>(1)</sup> fee for service payments for inpatient hospital services	\$8.5 mil
MO HealthNet <sup>(1)</sup> fee for service payments for physician services	\$5.5 mil
MO HealthNet <sup>(1)</sup> fee for service payments for nursing home services	\$10.7 mil
MO HealthNet <sup>(1)</sup> fee for service payments for pharmacy services	\$10.3 mil
MO HealthNet <sup>(1)</sup> managed care payments	\$30.2 mil

**Family Support**

Child support collections (IV-D and non-IV-D)	\$16.5 mil
Average monthly temporary assistance families	921
Total temporary assistance payments	\$2.5 mil
Average monthly food stamp benefit recipients	16,742
Total food stamp benefits received	\$15.9 mil

**Child Welfare**

Children involved in hotline reports	1,640
Children with substantiated abuse or neglect	177
Children with family assessments	826
Average monthly children in custody	243
Children adopted	16
Total Children's Services expenditures	\$4.7 mil
Average monthly children receiving subsidized child care <sup>(3)</sup>	1,109
Child care expenditures <sup>(3)</sup>	\$4.5 mil

**Youth Services**

Youths committed	43
Average monthly youths in DYS custody	89

(1) In September 2007 Medicaid/MC+ was renamed MO HealthNet

(2) Excludes Buy-In

(3) Includes subsidized block grant children in Family Centered Services/Alternative Care/Children's Treatment Services/Intensive In-Home Services, Adoption Subsidy, Income Maintenance unduplicated within each fund, across funds and county



**QUICK FACTS ABOUT DSS IN**

**Buchanan**

SFY-2007

**MO HealthNet<sup>(1)</sup>**

Number of people enrolled for MO HealthNet <sup>(1)</sup> services	14,545
MO HealthNet <sup>(1)</sup> dollars spent in state fiscal year 2007 <sup>(2)</sup>	\$87.7 mil
Estimated portion of \$87.7 mil that was federal dollars	\$54.0 mil
MO HealthNet <sup>(1)</sup> fee for service payments for inpatient hospital services	\$16.3 mil
MO HealthNet <sup>(1)</sup> fee for service payments for physician services	\$7.9 mil
MO HealthNet <sup>(1)</sup> fee for service payments for nursing home services	\$9.6 mil
MO HealthNet <sup>(1)</sup> fee for service payments for pharmacy services	\$13.4 mil
MO HealthNet <sup>(1)</sup> managed care payments	na

**Family Support**

Child support collections (IV-D and non-IV-D)	\$19.1 mil
Average monthly temporary assistance families	833
Total temporary assistance payments	\$2.3 mil
Average monthly food stamp benefit recipients	15,220
Total food stamp benefits received	\$13.6 mil

**Child Welfare**

Children involved in hotline reports	1,821
Children with substantiated abuse or neglect	127
Children with family assessments	931
Average monthly children in custody	62
Children adopted	5
Total Children's Services expenditures	\$1.2 mil
Average monthly children receiving subsidized child care <sup>(3)</sup>	696
Child care expenditures <sup>(3)</sup>	\$2.0 mil

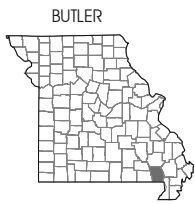
**Youth Services**

Youths committed	13
Average monthly youths in DYS custody	11

(1) In September 2007 Medicaid/MC+ was renamed MO HealthNet

(2) Excludes Buy-In

(3) Includes subsidized block grant children in Family Centered Services/Alternative Care/Children's Treatment Services/Intensive In-Home Services, Adoption Subsidy, Income Maintenance unduplicated within each fund, across funds and county



**QUICK FACTS ABOUT DSS IN**

**Butler**

SFY-2007

**MO HealthNet<sup>(1)</sup>**

Number of people enrolled for MO HealthNet <sup>(1)</sup> services	10,168
MO HealthNet <sup>(1)</sup> dollars spent in state fiscal year 2007 <sup>(2)</sup>	\$69.0 mil
Estimated portion of \$69.0 mil that was federal dollars	\$42.5 mil
MO HealthNet <sup>(1)</sup> fee for service payments for inpatient hospital services	\$9.1 mil
MO HealthNet <sup>(1)</sup> fee for service payments for physician services	\$9.6 mil
MO HealthNet <sup>(1)</sup> fee for service payments for nursing home services	\$8.2 mil
MO HealthNet <sup>(1)</sup> fee for service payments for pharmacy services	\$12.5 mil
MO HealthNet <sup>(1)</sup> managed care payments	na

**Family Support**

Child support collections (IV-D and non-IV-D)	\$5.2 mil
Average monthly temporary assistance families	613
Total temporary assistance payments	\$1.7 mil
Average monthly food stamp benefit recipients	10,781
Total food stamp benefits received	\$8.5 mil

**Child Welfare**

Children involved in hotline reports	858
Children with substantiated abuse or neglect	52
Children with family assessments	529
Average monthly children in custody	72
Children adopted	6
Total Children's Services expenditures	\$1.2 mil
Average monthly children receiving subsidized child care <sup>(3)</sup>	405
Child care expenditures <sup>(3)</sup>	\$1.0 mil

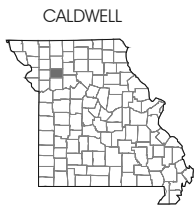
**Youth Services**

Youths committed	17
Average monthly youths in DYS custody	22

(1) In September 2007 Medicaid/MC+ was renamed MO HealthNet

(2) Excludes Buy-In

(3) Includes subsidized block grant children in Family Centered Services/Alternative Care/Children's Treatment Services/Intensive In-Home Services, Adoption Subsidy, Income Maintenance unduplicated within each fund, across funds and county



**QUICK FACTS ABOUT DSS IN**  
**Caldwell**

SFY-2007

**MO HealthNet<sup>(1)</sup>**

Number of people enrolled for MO HealthNet <sup>(1)</sup> services	1,285
MO HealthNet <sup>(1)</sup> dollars spent in state fiscal year 2007 <sup>(2)</sup>	\$7.2 mil
Estimated portion of \$7.2 mil that was federal dollars	\$4.4 mil
MO HealthNet <sup>(1)</sup> fee for service payments for inpatient hospital services	\$1.3 mil
MO HealthNet <sup>(1)</sup> fee for service payments for physician services	\$1.2 mil
MO HealthNet <sup>(1)</sup> fee for service payments for nursing home services	\$1.4 mil
MO HealthNet <sup>(1)</sup> fee for service payments for pharmacy services	\$0.8 mil
MO HealthNet <sup>(1)</sup> managed care payments	na

**Family Support**

Child support collections (IV-D and non-IV-D)	\$1.2 mil
Average monthly temporary assistance families	52
Total temporary assistance payments	\$0.2 mil
Average monthly food stamp benefit recipients	1,234
Total food stamp benefits received	\$1.0 mil

**Child Welfare**

Children involved in hotline reports	137
Children with substantiated abuse or neglect	11
Children with family assessments	80
Average monthly children in custody	2
Children adopted	0
Total Children's Services expenditures	\$10,860
Average monthly children receiving subsidized child care <sup>(3)</sup>	9
Child care expenditures <sup>(3)</sup>	\$19,303

**Youth Services**

Youths committed	0
Average monthly youths in DYS custody	3

(1) In September 2007 Medicaid/MC+ was renamed MO HealthNet

(2) Excludes Buy-In

(3) Includes subsidized block grant children in Family Centered Services/Alternative Care/Children's Treatment Services/Intensive In-Home Services, Adoption Subsidy, Income Maintenance unduplicated within each fund, across funds and county



**QUICK FACTS ABOUT DSS IN**

**Callaway**

SFY-2007

**MO HealthNet<sup>(1)</sup>**

Number of people enrolled for MO HealthNet <sup>(1)</sup> services	5,110
MO HealthNet <sup>(1)</sup> dollars spent in state fiscal year 2007 <sup>(2)</sup>	\$34.5 mil
Estimated portion of \$34.5 mil that was federal dollars	\$21.2 mil
MO HealthNet <sup>(1)</sup> fee for service payments for inpatient hospital services	\$6.4 mil
MO HealthNet <sup>(1)</sup> fee for service payments for physician services	\$1.2 mil
MO HealthNet <sup>(1)</sup> fee for service payments for nursing home services	\$3.7 mil
MO HealthNet <sup>(1)</sup> fee for service payments for pharmacy services	\$3.1 mil
MO HealthNet <sup>(1)</sup> managed care payments	\$9.9 mil

**Family Support**

Child support collections (IV-D and non-IV-D)	\$4.2 mil
Average monthly temporary assistance families	256
Total temporary assistance payments	\$0.7 mil
Average monthly food stamp benefit recipients	4,957
Total food stamp benefits received	\$4.3 mil

**Child Welfare**

Children involved in hotline reports	678
Children with substantiated abuse or neglect	43
Children with family assessments	359
Average monthly children in custody	94
Children adopted	10
Total Children's Services expenditures	\$1.5 mil
Average monthly children receiving subsidized child care <sup>(3)</sup>	101
Child care expenditures <sup>(3)</sup>	\$0.2 mil

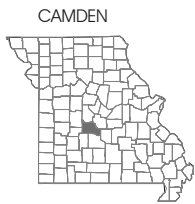
**Youth Services**

Youths committed	9
Average monthly youths in DYS custody	14

(1) In September 2007 Medicaid/MC+ was renamed MO HealthNet

(2) Excludes Buy-In

(3) Includes subsidized block grant children in Family Centered Services/Alternative Care/Children's Treatment Services/Intensive In-Home Services, Adoption Subsidy, Income Maintenance unduplicated within each fund, across funds and county



**QUICK FACTS ABOUT DSS IN**  
**Camden**

SFY-2007

**MO HealthNet<sup>(1)</sup>**

Number of people enrolled for MO HealthNet <sup>(1)</sup> services	5,154
MO HealthNet <sup>(1)</sup> dollars spent in state fiscal year 2007 <sup>(2)</sup>	\$27.0 mil
Estimated portion of \$27.0 mil that was federal dollars	\$16.6 mil
MO HealthNet <sup>(1)</sup> fee for service payments for inpatient hospital services	\$1.9 mil
MO HealthNet <sup>(1)</sup> fee for service payments for physician services	\$1.3 mil
MO HealthNet <sup>(1)</sup> fee for service payments for nursing home services	\$3.6 mil
MO HealthNet <sup>(1)</sup> fee for service payments for pharmacy services	\$2.7 mil
MO HealthNet <sup>(1)</sup> managed care payments	\$9.9 mil

**Family Support**

Child support collections (IV-D and non-IV-D)	\$3.4 mil
Average monthly temporary assistance families	197
Total temporary assistance payments	\$0.5 mil
Average monthly food stamp benefit recipients	4,842
Total food stamp benefits received	\$4.1 mil

**Child Welfare**

Children involved in hotline reports	439
Children with substantiated abuse or neglect	40
Children with family assessments	225
Average monthly children in custody	54
Children adopted	8
Total Children's Services expenditures	\$0.6 mil
Average monthly children receiving subsidized child care <sup>(3)</sup>	54
Child care expenditures <sup>(3)</sup>	\$0.1 mil

**Youth Services**

Youths committed	9
Average monthly youths in DYS custody	12

(1) In September 2007 Medicaid/MC+ was renamed MO HealthNet

(2) Excludes Buy-In

(3) Includes subsidized block grant children in Family Centered Services/Alternative Care/Children's Treatment Services/Intensive In-Home Services, Adoption Subsidy, Income Maintenance unduplicated within each fund, across funds and county



CAPE GIRARDEAU



## QUICK FACTS ABOUT DSS IN Cape Girardeau

### MO HealthNet<sup>(1)</sup>

Number of people enrolled for MO HealthNet <sup>(1)</sup> services	9,677
MO HealthNet <sup>(1)</sup> dollars spent in state fiscal year 2007 <sup>(2)</sup>	\$61.8 mil
Estimated portion of \$61.8 mil that was federal dollars	\$38.0 mil
MO HealthNet <sup>(1)</sup> fee for service payments for inpatient hospital services	\$7.5 mil
MO HealthNet <sup>(1)</sup> fee for service payments for physician services	\$6.0 mil
MO HealthNet <sup>(1)</sup> fee for service payments for nursing home services	\$11.9 mil
MO HealthNet <sup>(1)</sup> fee for service payments for pharmacy services	\$9.3 mil
MO HealthNet <sup>(1)</sup> managed care payments	na

### Family Support

Child support collections (IV-D and non-IV-D)	\$10.0 mil
Average monthly temporary assistance families	510
Total temporary assistance payments	\$1.4 mil
Average monthly food stamp benefit recipients	9,762
Total food stamp benefits received	\$8.8 mil

### Child Welfare

Children involved in hotline reports	749
Children with substantiated abuse or neglect	53
Children with family assessments	438
Average monthly children in custody	104
Children adopted	15
Total Children's Services expenditures	\$1.7 mil
Average monthly children receiving subsidized child care <sup>(3)</sup>	526
Child care expenditures <sup>(3)</sup>	\$1.1 mil

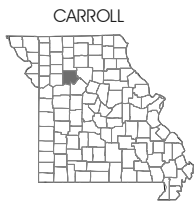
### Youth Services

Youths committed	25
Average monthly youths in DYS custody	39

(1) In September 2007 Medicaid/MC+ was renamed MO HealthNet

(2) Excludes Buy-In

(3) Includes subsidized block grant children in Family Centered Services/Alternative Care/Children's Treatment Services/Intensive In-Home Services, Adoption Subsidy, Income Maintenance unduplicated within each fund, across funds and county



**QUICK FACTS ABOUT DSS IN**  
**Carroll**

SFY-2007

**MO HealthNet<sup>(1)</sup>**

Number of people enrolled for MO HealthNet <sup>(1)</sup> services	1,702
MO HealthNet <sup>(1)</sup> dollars spent in state fiscal year 2007 <sup>(2)</sup>	\$10.3 mil
Estimated portion of \$10.3 mil that was federal dollars	\$6.4 mil
MO HealthNet <sup>(1)</sup> fee for service payments for inpatient hospital services	\$2.0 mil
MO HealthNet <sup>(1)</sup> fee for service payments for physician services	\$0.7 mil
MO HealthNet <sup>(1)</sup> fee for service payments for nursing home services	\$2.0 mil
MO HealthNet <sup>(1)</sup> fee for service payments for pharmacy services	\$1.5 mil
MO HealthNet <sup>(1)</sup> managed care payments	na

**Family Support**

Child support collections (IV-D and non-IV-D)	\$1.5 mil
Average monthly temporary assistance families	79
Total temporary assistance payments	\$0.2 mil
Average monthly food stamp benefit recipients	1,510
Total food stamp benefits received	\$1.2 mil

**Child Welfare**

Children involved in hotline reports	162
Children with substantiated abuse or neglect	9
Children with family assessments	76
Average monthly children in custody	0
Children adopted	0
Total Children's Services expenditures	\$313
Average monthly children receiving subsidized child care <sup>(3)</sup>	12
Child care expenditures <sup>(3)</sup>	\$29,762

**Youth Services**

Youths committed	2
Average monthly youths in DYS custody	5

(1) In September 2007 Medicaid/MC+ was renamed MO HealthNet

(2) Excludes Buy-In

(3) Includes subsidized block grant children in Family Centered Services/Alternative Care/Children's Treatment Services/Intensive In-Home Services, Adoption Subsidy, Income Maintenance unduplicated within each fund, across funds and county



**QUICK FACTS ABOUT DSS IN**

**Carter**

SFY-2007

**MO HealthNet<sup>(1)</sup>**

Number of people enrolled for MO HealthNet <sup>(1)</sup> services	1,804
MO HealthNet <sup>(1)</sup> dollars spent in state fiscal year 2007 <sup>(2)</sup>	\$10.6 mil
Estimated portion of \$10.6 mil that was federal dollars	\$6.5 mil
MO HealthNet <sup>(1)</sup> fee for service payments for inpatient hospital services	\$1.2 mil
MO HealthNet <sup>(1)</sup> fee for service payments for physician services	\$1.6 mil
MO HealthNet <sup>(1)</sup> fee for service payments for nursing home services	\$0.7 mil
MO HealthNet <sup>(1)</sup> fee for service payments for pharmacy services	\$2.0 mil
MO HealthNet <sup>(1)</sup> managed care payments	na

**Family Support**

Child support collections (IV-D and non-IV-D)	\$0.7 mil
Average monthly temporary assistance families	78
Total temporary assistance payments	\$0.2 mil
Average monthly food stamp benefit recipients	1,879
Total food stamp benefits received	\$1.5 mil

**Child Welfare**

Children involved in hotline reports	92
Children with substantiated abuse or neglect	1
Children with family assessments	57
Average monthly children in custody	6
Children adopted	0
Total Children's Services expenditures	\$42,523
Average monthly children receiving subsidized child care <sup>(3)</sup>	20
Child care expenditures <sup>(3)</sup>	\$44,703

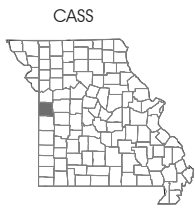
**Youth Services**

Youths committed	1
Average monthly youths in DYS custody	2

(1) In September 2007 Medicaid/MC+ was renamed MO HealthNet

(2) Excludes Buy-In

(3) Includes subsidized block grant children in Family Centered Services/Alternative Care/Children's Treatment Services/Intensive In-Home Services, Adoption Subsidy, Income Maintenance unduplicated within each fund, across funds and county



**QUICK FACTS ABOUT DSS IN**

**Cass**

SFY-2007

**MO HealthNet<sup>(1)</sup>**

Number of people enrolled for MO HealthNet <sup>(1)</sup> services	8,887
MO HealthNet <sup>(1)</sup> dollars spent in state fiscal year 2007 <sup>(2)</sup>	\$54.4 mil
Estimated portion of \$54.4 mil that was federal dollars	\$33.5 mil
MO HealthNet <sup>(1)</sup> fee for service payments for inpatient hospital services	\$3.4 mil
MO HealthNet <sup>(1)</sup> fee for service payments for physician services	\$1.8 mil
MO HealthNet <sup>(1)</sup> fee for service payments for nursing home services	\$12.5 mil
MO HealthNet <sup>(1)</sup> fee for service payments for pharmacy services	\$5.2 mil
MO HealthNet <sup>(1)</sup> managed care payments	\$16.8 mil

**Family Support**

Child support collections (IV-D and non-IV-D)	\$12.5 mil
Average monthly temporary assistance families	407
Total temporary assistance payments	\$1.2 mil
Average monthly food stamp benefit recipients	7,880
Total food stamp benefits received	\$7.2 mil

**Child Welfare**

Children involved in hotline reports	1,011
Children with substantiated abuse or neglect	69
Children with family assessments	484
Average monthly children in custody	61
Children adopted	15
Total Children's Services expenditures	\$1.7 mil
Average monthly children receiving subsidized child care <sup>(3)</sup>	341
Child care expenditures <sup>(3)</sup>	\$1.2 mil

**Youth Services**

Youths committed	6
Average monthly youths in DYS custody	14

(1) In September 2007 Medicaid/MC+ was renamed MO HealthNet

(2) Excludes Buy-In

(3) Includes subsidized block grant children in Family Centered Services/Alternative Care/Children's Treatment Services/Intensive In-Home Services, Adoption Subsidy, Income Maintenance unduplicated within each fund, across funds and county

CEDAR

**QUICK FACTS ABOUT DSS IN**

**Cedar**



**MO HealthNet<sup>(1)</sup>**

Number of people enrolled for MO HealthNet <sup>(1)</sup> services	3,068
MO HealthNet <sup>(1)</sup> dollars spent in state fiscal year 2007 <sup>(2)</sup>	\$16.5 mil
Estimated portion of \$16.5 mil that was federal dollars	\$10.2 mil
MO HealthNet <sup>(1)</sup> fee for service payments for inpatient hospital services	\$1.9 mil
MO HealthNet <sup>(1)</sup> fee for service payments for physician services	\$1.8 mil
MO HealthNet <sup>(1)</sup> fee for service payments for nursing home services	\$2.3 mil
MO HealthNet <sup>(1)</sup> fee for service payments for pharmacy services	\$2.4 mil
MO HealthNet <sup>(1)</sup> managed care payments	na

**Family Support**

Child support collections (IV-D and non-IV-D)	\$1.5 mil
Average monthly temporary assistance families	148
Total temporary assistance payments	\$0.4 mil
Average monthly food stamp benefit recipients	2,885
Total food stamp benefits received	\$2.3 mil

**Child Welfare**

Children involved in hotline reports	234
Children with substantiated abuse or neglect	27
Children with family assessments	136
Average monthly children in custody	26
Children adopted	12
Total Children's Services expenditures	\$0.7 mil
Average monthly children receiving subsidized child care <sup>(3)</sup>	72
Child care expenditures <sup>(3)</sup>	\$0.1 mil

**Youth Services**

Youths committed	3
Average monthly youths in DYS custody	6

SFY-2007

(1) In September 2007 Medicaid/MC+ was renamed MO HealthNet

(2) Excludes Buy-In

(3) Includes subsidized block grant children in Family Centered Services/Alternative Care/Children's Treatment Services/Intensive In-Home Services, Adoption Subsidy, Income Maintenance unduplicated within each fund, across funds and county

CHARITON

QUICK FACTS ABOUT DSS IN

# Chariton



SFY-2007

## MO HealthNet<sup>(1)</sup>

Number of people enrolled for MO HealthNet <sup>(1)</sup> services	1,060
MO HealthNet <sup>(1)</sup> dollars spent in state fiscal year 2007 <sup>(2)</sup>	\$9.0 mil
Estimated portion of \$9.0 mil that was federal dollars	\$5.5 mil
MO HealthNet <sup>(1)</sup> fee for service payments for inpatient hospital services	\$0.6 mil
MO HealthNet <sup>(1)</sup> fee for service payments for physician services	\$0.3 mil
MO HealthNet <sup>(1)</sup> fee for service payments for nursing home services	\$3.4 mil
MO HealthNet <sup>(1)</sup> fee for service payments for pharmacy services	\$1.0 mil
MO HealthNet <sup>(1)</sup> managed care payments	\$1.7 mil

## Family Support

Child support collections (IV-D and non-IV-D)	\$0.9 mil
Average monthly temporary assistance families	28
Total temporary assistance payments	\$0.1 mil
Average monthly food stamp benefit recipients	893
Total food stamp benefits received	\$0.7 mil

## Child Welfare

Children involved in hotline reports	102
Children with substantiated abuse or neglect	14
Children with family assessments	52
Average monthly children in custody	17
Children adopted	0
Total Children's Services expenditures	\$0.2 mil
Average monthly children receiving subsidized child care <sup>(3)</sup>	15
Child care expenditures <sup>(3)</sup>	\$33,178

## Youth Services

Youths committed	2
Average monthly youths in DYS custody	1

(1) In September 2007 Medicaid/MC+ was renamed MO HealthNet

(2) Excludes Buy-In

(3) Includes subsidized block grant children in Family Centered Services/Alternative Care/Children's Treatment Services/Intensive In-Home Services, Adoption Subsidy, Income Maintenance unduplicated within each fund, across funds and county

CHRISTIAN

**QUICK FACTS ABOUT DSS IN**

**Christian**



**MO HealthNet<sup>(1)</sup>**

Number of people enrolled for MO HealthNet <sup>(1)</sup> services	7,849
MO HealthNet <sup>(1)</sup> dollars spent in state fiscal year 2007 <sup>(2)</sup>	\$33.6 mil
Estimated portion of \$33.6 mil that was federal dollars	\$20.7 mil
MO HealthNet <sup>(1)</sup> fee for service payments for inpatient hospital services	\$5.1 mil
MO HealthNet <sup>(1)</sup> fee for service payments for physician services	\$3.8 mil
MO HealthNet <sup>(1)</sup> fee for service payments for nursing home services	\$4.2 mil
MO HealthNet <sup>(1)</sup> fee for service payments for pharmacy services	\$6.6 mil
MO HealthNet <sup>(1)</sup> managed care payments	na

**Family Support**

Child support collections (IV-D and non-IV-D)	\$7.8 mil
Average monthly temporary assistance families	253
Total temporary assistance payments	\$0.7 mil
Average monthly food stamp benefit recipients	6,764
Total food stamp benefits received	\$6.1 mil

**Child Welfare**

Children involved in hotline reports	898
Children with substantiated abuse or neglect	65
Children with family assessments	501
Average monthly children in custody	149
Children adopted	17
Total Children's Services expenditures	\$2.1 mil
Average monthly children receiving subsidized child care <sup>(3)</sup>	288
Child care expenditures <sup>(3)</sup>	\$0.8 mil

**Youth Services**

Youths committed	20
Average monthly youths in DYS custody	16

SFY-2007

(1) In September 2007 Medicaid/MC+ was renamed MO HealthNet

(2) Excludes Buy-In

(3) Includes subsidized block grant children in Family Centered Services/Alternative Care/Children's Treatment Services/Intensive In-Home Services, Adoption Subsidy, Income Maintenance unduplicated within each fund, across funds and county

CLARK

**QUICK FACTS ABOUT DSS IN**

**Clark**



SFY-2007

**MO HealthNet<sup>(1)</sup>**

Number of people enrolled for MO HealthNet <sup>(1)</sup> services	1,152
MO HealthNet <sup>(1)</sup> dollars spent in state fiscal year 2007 <sup>(2)</sup>	\$5.3 mil
Estimated portion of \$5.3 mil that was federal dollars	\$3.3 mil
MO HealthNet <sup>(1)</sup> fee for service payments for inpatient hospital services	\$0.8 mil
MO HealthNet <sup>(1)</sup> fee for service payments for physician services	\$0.7 mil
MO HealthNet <sup>(1)</sup> fee for service payments for nursing home services	\$0.9 mil
MO HealthNet <sup>(1)</sup> fee for service payments for pharmacy services	\$0.9 mil
MO HealthNet <sup>(1)</sup> managed care payments	na

**Family Support**

Child support collections (IV-D and non-IV-D)	\$0.9 mil
Average monthly temporary assistance families	33
Total temporary assistance payments	\$0.1 mil
Average monthly food stamp benefit recipients	984
Total food stamp benefits received	\$0.8 mil

**Child Welfare**

Children involved in hotline reports	76
Children with substantiated abuse or neglect	13
Children with family assessments	35
Average monthly children in custody	27
Children adopted	4
Total Children's Services expenditures	\$0.3 mil
Average monthly children receiving subsidized child care <sup>(3)</sup>	26
Child care expenditures <sup>(3)</sup>	\$0.1 mil

**Youth Services**

Youths committed	0
Average monthly youths in DYS custody	0

(1) In September 2007 Medicaid/MC+ was renamed MO HealthNet

(2) Excludes Buy-In

(3) Includes subsidized block grant children in Family Centered Services/Alternative Care/Children's Treatment Services/Intensive In-Home Services, Adoption Subsidy, Income Maintenance unduplicated within each fund, across funds and county





**QUICK FACTS ABOUT DSS IN**

**Clay**

SFY-2007

**MO HealthNet<sup>(1)</sup>**

Number of people enrolled for MO HealthNet <sup>(1)</sup> services	16,957
MO HealthNet <sup>(1)</sup> dollars spent in state fiscal year 2007 <sup>(2)</sup>	\$104.5 mil
Estimated portion of \$104.5 mil that was federal dollars	\$64.4 mil
MO HealthNet <sup>(1)</sup> fee for service payments for inpatient hospital services	\$9.9 mil
MO HealthNet <sup>(1)</sup> fee for service payments for physician services	\$3.8 mil
MO HealthNet <sup>(1)</sup> fee for service payments for nursing home services	\$20.8 mil
MO HealthNet <sup>(1)</sup> fee for service payments for pharmacy services	\$9.0 mil
MO HealthNet <sup>(1)</sup> managed care payments	\$31.4 mil

**Family Support**

Child support collections (IV-D and non-IV-D)	\$33.8 mil
Average monthly temporary assistance families	683
Total temporary assistance payments	\$1.9 mil
Average monthly food stamp benefit recipients	15,764
Total food stamp benefits received	\$14.6 mil

**Child Welfare**

Children involved in hotline reports	1,966
Children with substantiated abuse or neglect	232
Children with family assessments	960
Average monthly children in custody	115
Children adopted	25
Total Children's Services expenditures	\$3.5 mil
Average monthly children receiving subsidized child care <sup>(3)</sup>	619
Child care expenditures <sup>(3)</sup>	\$2.4 mil

**Youth Services**

Youths committed	27
Average monthly youths in DYS custody	29

(1) In September 2007 Medicaid/MC+ was renamed MO HealthNet

(2) Excludes Buy-In

(3) Includes subsidized block grant children in Family Centered Services/Alternative Care/Children's Treatment Services/Intensive In-Home Services, Adoption Subsidy, Income Maintenance unduplicated within each fund, across funds and county

CLINTON



**QUICK FACTS ABOUT DSS IN**

**Clinton**

**MO HealthNet<sup>(1)</sup>**

Number of people enrolled for MO HealthNet <sup>(1)</sup> services	2,004
MO HealthNet <sup>(1)</sup> dollars spent in state fiscal year 2007 <sup>(2)</sup>	\$12.3 mil
Estimated portion of \$12.3 mil that was federal dollars	\$7.5 mil
MO HealthNet <sup>(1)</sup> fee for service payments for inpatient hospital services	\$2.1 mil
MO HealthNet <sup>(1)</sup> fee for service payments for physician services	\$0.8 mil
MO HealthNet <sup>(1)</sup> fee for service payments for nursing home services	\$4.1 mil
MO HealthNet <sup>(1)</sup> fee for service payments for pharmacy services	\$1.5 mil
MO HealthNet <sup>(1)</sup> managed care payments	na

**Family Support**

Child support collections (IV-D and non-IV-D)	\$3.6 mil
Average monthly temporary assistance families	100
Total temporary assistance payments	\$0.3 mil
Average monthly food stamp benefit recipients	1,509
Total food stamp benefits received	\$1.2 mil

**Child Welfare**

Children involved in hotline reports	268
Children with substantiated abuse or neglect	21
Children with family assessments	129
Average monthly children in custody	26
Children adopted	11
Total Children's Services expenditures	\$0.7 mil
Average monthly children receiving subsidized child care <sup>(3)</sup>	29
Child care expenditures <sup>(3)</sup>	\$0.1 mil

**Youth Services**

Youths committed	7
Average monthly youths in DYS custody	9

SFY-2007

(1) In September 2007 Medicaid/MC+ was renamed MO HealthNet

(2) Excludes Buy-In

(3) Includes subsidized block grant children in Family Centered Services/Alternative Care/Children's Treatment Services/Intensive In-Home Services, Adoption Subsidy, Income Maintenance unduplicated within each fund, across funds and county

COLE



**QUICK FACTS ABOUT DSS IN**

**Cole**

SFY-2007

**MO HealthNet<sup>(1)</sup>**

Number of people enrolled for MO HealthNet <sup>(1)</sup> services	7,741
MO HealthNet <sup>(1)</sup> dollars spent in state fiscal year 2007 <sup>(2)</sup>	\$47.1 mil
Estimated portion of \$47.1 mil that was federal dollars	\$29.0 mil
MO HealthNet <sup>(1)</sup> fee for service payments for inpatient hospital services	\$4.2 mil
MO HealthNet <sup>(1)</sup> fee for service payments for physician services	\$1.8 mil
MO HealthNet <sup>(1)</sup> fee for service payments for nursing home services	\$7.1 mil
MO HealthNet <sup>(1)</sup> fee for service payments for pharmacy services	\$4.7 mil
MO HealthNet <sup>(1)</sup> managed care payments	\$13.6 mil

**Family Support**

Child support collections (IV-D and non-IV-D)	\$28.2 mil
Average monthly temporary assistance families	476
Total temporary assistance payments	\$1.4 mil
Average monthly food stamp benefit recipients	7,654
Total food stamp benefits received	\$7.0 mil

**Child Welfare**

Children involved in hotline reports	800
Children with substantiated abuse or neglect	64
Children with family assessments	367
Average monthly children in custody	159
Children adopted	9
Total Children's Services expenditures	\$2.3 mil
Average monthly children receiving subsidized child care <sup>(3)</sup>	259
Child care expenditures <sup>(3)</sup>	\$0.7 mil

**Youth Services**

Youths committed	8
Average monthly youths in DYS custody	18

(1) In September 2007 Medicaid/MC+ was renamed MO HealthNet

(2) Excludes Buy-In

(3) Includes subsidized block grant children in Family Centered Services/Alternative Care/Children's Treatment Services/Intensive In-Home Services, Adoption Subsidy, Income Maintenance unduplicated within each fund, across funds and county



**QUICK FACTS ABOUT DSS IN**  
**Cooper**

SFY-2007

**MO HealthNet<sup>(1)</sup>**

Number of people enrolled for MO HealthNet <sup>(1)</sup> services	1,996
MO HealthNet <sup>(1)</sup> dollars spent in state fiscal year 2007 <sup>(2)</sup>	\$14.4 mil
Estimated portion of \$14.4 mil that was federal dollars	\$8.9 mil
MO HealthNet <sup>(1)</sup> fee for service payments for inpatient hospital services	\$1.2 mil
MO HealthNet <sup>(1)</sup> fee for service payments for physician services	\$0.5 mil
MO HealthNet <sup>(1)</sup> fee for service payments for nursing home services	\$3.5 mil
MO HealthNet <sup>(1)</sup> fee for service payments for pharmacy services	\$1.4 mil
MO HealthNet <sup>(1)</sup> managed care payments	\$3.4 mil

**Family Support**

Child support collections (IV-D and non-IV-D)	\$1.7 mil
Average monthly temporary assistance families	97
Total temporary assistance payments	\$0.3 mil
Average monthly food stamp benefit recipients	1,951
Total food stamp benefits received	\$1.7 mil

**Child Welfare**

Children involved in hotline reports	260
Children with substantiated abuse or neglect	22
Children with family assessments	159
Average monthly children in custody	22
Children adopted	0
Total Children's Services expenditures	\$0.1 mil
Average monthly children receiving subsidized child care <sup>(3)</sup>	82
Child care expenditures <sup>(3)</sup>	\$0.2 mil

**Youth Services**

Youths committed	2
Average monthly youths in DYS custody	6

(1) In September 2007 Medicaid/MC+ was renamed MO HealthNet

(2) Excludes Buy-In

(3) Includes subsidized block grant children in Family Centered Services/Alternative Care/Children's Treatment Services/Intensive In-Home Services, Adoption Subsidy, Income Maintenance unduplicated within each fund, across funds and county

CRAWFORD



**QUICK FACTS ABOUT DSS IN**

**Crawford**

SFY-2007

**MO HealthNet<sup>(1)</sup>**

Number of people enrolled for MO HealthNet <sup>(1)</sup> services	4,685
MO HealthNet <sup>(1)</sup> dollars spent in state fiscal year 2007 <sup>(2)</sup>	\$25.9 mil
Estimated portion of \$25.9 mil that was federal dollars	\$15.9 mil
MO HealthNet <sup>(1)</sup> fee for service payments for inpatient hospital services	\$3.5 mil
MO HealthNet <sup>(1)</sup> fee for service payments for physician services	\$3.0 mil
MO HealthNet <sup>(1)</sup> fee for service payments for nursing home services	\$4.5 mil
MO HealthNet <sup>(1)</sup> fee for service payments for pharmacy services	\$4.7 mil
MO HealthNet <sup>(1)</sup> managed care payments	na

**Family Support**

Child support collections (IV-D and non-IV-D)	\$3.1 mil
Average monthly temporary assistance families	255
Total temporary assistance payments	\$0.7 mil
Average monthly food stamp benefit recipients	5,021
Total food stamp benefits received	\$4.2 mil

**Child Welfare**

Children involved in hotline reports	380
Children with substantiated abuse or neglect	23
Children with family assessments	172
Average monthly children in custody	83
Children adopted	0
Total Children's Services expenditures	\$0.9 mil
Average monthly children receiving subsidized child care <sup>(3)</sup>	75
Child care expenditures <sup>(3)</sup>	\$0.2 mil

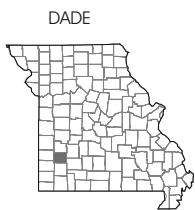
**Youth Services**

Youths committed	7
Average monthly youths in DYS custody	12

(1) In September 2007 Medicaid/MC+ was renamed MO HealthNet

(2) Excludes Buy-In

(3) Includes subsidized block grant children in Family Centered Services/Alternative Care/Children's Treatment Services/Intensive In-Home Services, Adoption Subsidy, Income Maintenance unduplicated within each fund, across funds and county



**QUICK FACTS ABOUT DSS IN**

**Dade**

SFY-2007

**MO HealthNet<sup>(1)</sup>**

Number of people enrolled for MO HealthNet <sup>(1)</sup> services	1,353
MO HealthNet <sup>(1)</sup> dollars spent in state fiscal year 2007 <sup>(2)</sup>	\$8.1 mil
Estimated portion of \$8.1 mil that was federal dollars	\$5.0 mil
MO HealthNet <sup>(1)</sup> fee for service payments for inpatient hospital services	\$1.1 mil
MO HealthNet <sup>(1)</sup> fee for service payments for physician services	\$0.9 mil
MO HealthNet <sup>(1)</sup> fee for service payments for nursing home services	\$2.2 mil
MO HealthNet <sup>(1)</sup> fee for service payments for pharmacy services	\$1.4 mil
MO HealthNet <sup>(1)</sup> managed care payments	na

**Family Support**

Child support collections (IV-D and non-IV-D)	\$0.7 mil
Average monthly temporary assistance families	46
Total temporary assistance payments	\$0.1 mil
Average monthly food stamp benefit recipients	1,246
Total food stamp benefits received	\$1.0 mil

**Child Welfare**

Children involved in hotline reports	102
Children with substantiated abuse or neglect	4
Children with family assessments	72
Average monthly children in custody	12
Children adopted	3
Total Children's Services expenditures	\$0.2 mil
Average monthly children receiving subsidized child care <sup>(3)</sup>	16
Child care expenditures <sup>(3)</sup>	\$37,220

**Youth Services**

Youths committed	0
Average monthly youths in DYS custody	0

(1) In September 2007 Medicaid/MC+ was renamed MO HealthNet

(2) Excludes Buy-In

(3) Includes subsidized block grant children in Family Centered Services/Alternative Care/Children's Treatment Services/Intensive In-Home Services, Adoption Subsidy, Income Maintenance unduplicated within each fund, across funds and county



**QUICK FACTS ABOUT DSS IN**

**Dallas**

SFY-2007

**MO HealthNet<sup>(1)</sup>**

Number of people enrolled for MO HealthNet <sup>(1)</sup> services	3,255
MO HealthNet <sup>(1)</sup> dollars spent in state fiscal year 2007 <sup>(2)</sup>	\$15.5 mil
Estimated portion of \$15.5 mil that was federal dollars	\$9.6 mil
MO HealthNet <sup>(1)</sup> fee for service payments for inpatient hospital services	\$1.8 mil
MO HealthNet <sup>(1)</sup> fee for service payments for physician services	\$2.1 mil
MO HealthNet <sup>(1)</sup> fee for service payments for nursing home services	\$3.1 mil
MO HealthNet <sup>(1)</sup> fee for service payments for pharmacy services	\$2.9 mil
MO HealthNet <sup>(1)</sup> managed care payments	na

**Family Support**

Child support collections (IV-D and non-IV-D)	\$1.6 mil
Average monthly temporary assistance families	153
Total temporary assistance payments	\$0.4 mil
Average monthly food stamp benefit recipients	3,300
Total food stamp benefits received	\$2.8 mil

**Child Welfare**

Children involved in hotline reports	247
Children with substantiated abuse or neglect	28
Children with family assessments	132
Average monthly children in custody	28
Children adopted	2
Total Children's Services expenditures	\$0.3 mil
Average monthly children receiving subsidized child care <sup>(3)</sup>	41
Child care expenditures <sup>(3)</sup>	\$0.1 mil

**Youth Services**

Youths committed	6
Average monthly youths in DYS custody	7

(1) In September 2007 Medicaid/MC+ was renamed MO HealthNet

(2) Excludes Buy-In

(3) Includes subsidized block grant children in Family Centered Services/Alternative Care/Children's Treatment Services/Intensive In-Home Services, Adoption Subsidy, Income Maintenance unduplicated within each fund, across funds and county



**QUICK FACTS ABOUT DSS IN**

**Daviess**

**MO HealthNet<sup>(1)</sup>**

Number of people enrolled for MO HealthNet <sup>(1)</sup> services	1,198
MO HealthNet <sup>(1)</sup> dollars spent in state fiscal year 2007 <sup>(2)</sup>	\$5.6 mil
Estimated portion of \$5.6 mil that was federal dollars	\$3.4 mil
MO HealthNet <sup>(1)</sup> fee for service payments for inpatient hospital services	\$1.3 mil
MO HealthNet <sup>(1)</sup> fee for service payments for physician services	\$0.6 mil
MO HealthNet <sup>(1)</sup> fee for service payments for nursing home services	\$0.7 mil
MO HealthNet <sup>(1)</sup> fee for service payments for pharmacy services	\$0.8 mil
MO HealthNet <sup>(1)</sup> managed care payments	na

**Family Support**

Child support collections (IV-D and non-IV-D)	\$1.1 mil
Average monthly temporary assistance families	34
Total temporary assistance payments	\$0.1 mil
Average monthly food stamp benefit recipients	1,142
Total food stamp benefits received	\$0.9 mil

**Child Welfare**

Children involved in hotline reports	114
Children with substantiated abuse or neglect	22
Children with family assessments	52
Average monthly children in custody	15
Children adopted	0
Total Children's Services expenditures	\$0.2 mil
Average monthly children receiving subsidized child care <sup>(3)</sup>	26
Child care expenditures <sup>(3)</sup>	\$0.1 mil

**Youth Services**

Youths committed	2
Average monthly youths in DYS custody	1

SFY-2007

(1) In September 2007 Medicaid/MC+ was renamed MO HealthNet

(2) Excludes Buy-In

(3) Includes subsidized block grant children in Family Centered Services/Alternative Care/Children's Treatment Services/Intensive In-Home Services, Adoption Subsidy, Income Maintenance unduplicated within each fund, across funds and county





**QUICK FACTS ABOUT DSS IN**  
**Dekalb**

SFY-2007

**MO HealthNet<sup>(1)</sup>**

Number of people enrolled for MO HealthNet <sup>(1)</sup> services	1,200
MO HealthNet <sup>(1)</sup> dollars spent in state fiscal year 2007 <sup>(2)</sup>	\$7.6 mil
Estimated portion of \$7.6 mil that was federal dollars	\$4.7 mil
MO HealthNet <sup>(1)</sup> fee for service payments for inpatient hospital services	\$0.7 mil
MO HealthNet <sup>(1)</sup> fee for service payments for physician services	\$0.6 mil
MO HealthNet <sup>(1)</sup> fee for service payments for nursing home services	\$1.6 mil
MO HealthNet <sup>(1)</sup> fee for service payments for pharmacy services	\$1.4 mil
MO HealthNet <sup>(1)</sup> managed care payments	na

**Family Support**

Child support collections (IV-D and non-IV-D)	\$1.3 mil
Average monthly temporary assistance families	53
Total temporary assistance payments	\$0.1 mil
Average monthly food stamp benefit recipients	1,023
Total food stamp benefits received	\$0.8 mil

**Child Welfare**

Children involved in hotline reports	100
Children with substantiated abuse or neglect	9
Children with family assessments	63
Average monthly children in custody	11
Children adopted	2
Total Children's Services expenditures	\$0.1 mil
Average monthly children receiving subsidized child care <sup>(3)</sup>	18
Child care expenditures <sup>(3)</sup>	\$39,001

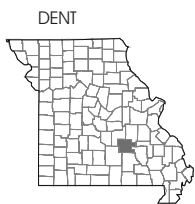
**Youth Services**

Youths committed	2
Average monthly youths in DYS custody	6

(1) In September 2007 Medicaid/MC+ was renamed MO HealthNet

(2) Excludes Buy-In

(3) Includes subsidized block grant children in Family Centered Services/Alternative Care/Children's Treatment Services/Intensive In-Home Services, Adoption Subsidy, Income Maintenance unduplicated within each fund, across funds and county



**QUICK FACTS ABOUT DSS IN**

**Dent**

SFY-2007

**MO HealthNet<sup>(1)</sup>**

Number of people enrolled for MO HealthNet <sup>(1)</sup> services	3,440
MO HealthNet <sup>(1)</sup> dollars spent in state fiscal year 2007 <sup>(2)</sup>	\$19.8 mil
Estimated portion of \$19.8 mil that was federal dollars	\$12.2 mil
MO HealthNet <sup>(1)</sup> fee for service payments for inpatient hospital services	\$3.3 mil
MO HealthNet <sup>(1)</sup> fee for service payments for physician services	\$2.0 mil
MO HealthNet <sup>(1)</sup> fee for service payments for nursing home services	\$2.6 mil
MO HealthNet <sup>(1)</sup> fee for service payments for pharmacy services	\$2.8 mil
MO HealthNet <sup>(1)</sup> managed care payments	na

**Family Support**

Child support collections (IV-D and non-IV-D)	\$2.0 mil
Average monthly temporary assistance families	116
Total temporary assistance payments	\$0.3 mil
Average monthly food stamp benefit recipients	3,238
Total food stamp benefits received	\$2.6 mil

**Child Welfare**

Children involved in hotline reports	288
Children with substantiated abuse or neglect	13
Children with family assessments	127
Average monthly children in custody	98
Children adopted	28
Total Children's Services expenditures	\$1.3 mil
Average monthly children receiving subsidized child care <sup>(3)</sup>	37
Child care expenditures <sup>(3)</sup>	\$0.1 mil

**Youth Services**

Youths committed	0
Average monthly youths in DYS custody	1

(1) In September 2007 Medicaid/MC+ was renamed MO HealthNet

(2) Excludes Buy-In

(3) Includes subsidized block grant children in Family Centered Services/Alternative Care/Children's Treatment Services/Intensive In-Home Services, Adoption Subsidy, Income Maintenance unduplicated within each fund, across funds and county



**QUICK FACTS ABOUT DSS IN**  
**Douglas**

SFY-2007

**MO HealthNet<sup>(1)</sup>**

Number of people enrolled for MO HealthNet <sup>(1)</sup> services	3,048
MO HealthNet <sup>(1)</sup> dollars spent in state fiscal year 2007 <sup>(2)</sup>	\$12.8 mil
Estimated portion of \$12.8 mil that was federal dollars	\$7.9 mil
MO HealthNet <sup>(1)</sup> fee for service payments for inpatient hospital services	\$1.6 mil
MO HealthNet <sup>(1)</sup> fee for service payments for physician services	\$1.9 mil
MO HealthNet <sup>(1)</sup> fee for service payments for nursing home services	\$1.3 mil
MO HealthNet <sup>(1)</sup> fee for service payments for pharmacy services	\$2.7 mil
MO HealthNet <sup>(1)</sup> managed care payments	na

**Family Support**

Child support collections (IV-D and non-IV-D)	\$1.4 mil
Average monthly temporary assistance families	108
Total temporary assistance payments	\$0.3 mil
Average monthly food stamp benefit recipients	3,010
Total food stamp benefits received	\$2.6 mil

**Child Welfare**

Children involved in hotline reports	193
Children with substantiated abuse or neglect	3
Children with family assessments	118
Average monthly children in custody	12
Children adopted	0
Total Children's Services expenditures	\$0.3 mil
Average monthly children receiving subsidized child care <sup>(3)</sup>	39
Child care expenditures <sup>(3)</sup>	\$0.1 mil

**Youth Services**

Youths committed	2
Average monthly youths in DYS custody	4

(1) In September 2007 Medicaid/MC+ was renamed MO HealthNet

(2) Excludes Buy-In

(3) Includes subsidized block grant children in Family Centered Services/Alternative Care/Children's Treatment Services/Intensive In-Home Services, Adoption Subsidy, Income Maintenance unduplicated within each fund, across funds and county



**QUICK FACTS ABOUT DSS IN**

**Dunklin**

SFY-2007

**MO HealthNet<sup>(1)</sup>**

Number of people enrolled for MO HealthNet <sup>(1)</sup> services	10,606
MO HealthNet <sup>(1)</sup> dollars spent in state fiscal year 2007 <sup>(2)</sup>	\$69.7 mil
Estimated portion of \$69.7 mil that was federal dollars	\$42.9 mil
MO HealthNet <sup>(1)</sup> fee for service payments for inpatient hospital services	\$7.9 mil
MO HealthNet <sup>(1)</sup> fee for service payments for physician services	\$7.7 mil
MO HealthNet <sup>(1)</sup> fee for service payments for nursing home services	\$11.2 mil
MO HealthNet <sup>(1)</sup> fee for service payments for pharmacy services	\$12.3 mil
MO HealthNet <sup>(1)</sup> managed care payments	na

**Family Support**

Child support collections (IV-D and non-IV-D)	\$5.3 mil
Average monthly temporary assistance families	719
Total temporary assistance payments	\$2.0 mil
Average monthly food stamp benefit recipients	11,815
Total food stamp benefits received	\$9.3 mil

**Child Welfare**

Children involved in hotline reports	631
Children with substantiated abuse or neglect	68
Children with family assessments	295
Average monthly children in custody	114
Children adopted	1
Total Children's Services expenditures	\$0.7 mil
Average monthly children receiving subsidized child care <sup>(3)</sup>	232
Child care expenditures <sup>(3)</sup>	\$0.5 mil

**Youth Services**

Youths committed	6
Average monthly youths in DYS custody	6

(1) In September 2007 Medicaid/MC+ was renamed MO HealthNet

(2) Excludes Buy-In

(3) Includes subsidized block grant children in Family Centered Services/Alternative Care/Children's Treatment Services/Intensive In-Home Services, Adoption Subsidy, Income Maintenance unduplicated within each fund, across funds and county



**QUICK FACTS ABOUT DSS IN**

**Franklin**

SFY-2007

**MO HealthNet<sup>(1)</sup>**

Number of people enrolled for MO HealthNet <sup>(1)</sup> services	9,939
MO HealthNet <sup>(1)</sup> dollars spent in state fiscal year 2007 <sup>(2)</sup>	\$61.9 mil
Estimated portion of \$61.9 mil that was federal dollars	\$38.1 mil
MO HealthNet <sup>(1)</sup> fee for service payments for inpatient hospital services	\$5.2 mil
MO HealthNet <sup>(1)</sup> fee for service payments for physician services	\$2.5 mil
MO HealthNet <sup>(1)</sup> fee for service payments for nursing home services	\$12.4 mil
MO HealthNet <sup>(1)</sup> fee for service payments for pharmacy services	\$6.6 mil
MO HealthNet <sup>(1)</sup> managed care payments	\$16.8 mil

**Family Support**

Child support collections (IV-D and non-IV-D)	\$11.7 mil
Average monthly temporary assistance families	305
Total temporary assistance payments	\$0.8 mil
Average monthly food stamp benefit recipients	9,046
Total food stamp benefits received	\$7.8 mil

**Child Welfare**

Children involved in hotline reports	1,163
Children with substantiated abuse or neglect	106
Children with family assessments	576
Average monthly children in custody	179
Children adopted	12
Total Children's Services expenditures	\$2.2 mil
Average monthly children receiving subsidized child care <sup>(3)</sup>	254
Child care expenditures <sup>(3)</sup>	\$0.9 mil

**Youth Services**

Youths committed	17
Average monthly youths in DYS custody	26

(1) In September 2007 Medicaid/MC+ was renamed MO HealthNet

(2) Excludes Buy-In

(3) Includes subsidized block grant children in Family Centered Services/Alternative Care/Children's Treatment Services/Intensive In-Home Services, Adoption Subsidy, Income Maintenance unduplicated within each fund, across funds and county

GASCONADE

**QUICK FACTS ABOUT DSS IN**

**Gasconade**



SFY-2007

**MO HealthNet<sup>(1)</sup>**

Number of people enrolled for MO HealthNet <sup>(1)</sup> services	1,860
MO HealthNet <sup>(1)</sup> dollars spent in state fiscal year 2007 <sup>(2)</sup>	\$13.5 mil
Estimated portion of \$13.5 mil that was federal dollars	\$8.3 mil
MO HealthNet <sup>(1)</sup> fee for service payments for inpatient hospital services	\$0.4 mil
MO HealthNet <sup>(1)</sup> fee for service payments for physician services	\$0.5 mil
MO HealthNet <sup>(1)</sup> fee for service payments for nursing home services	\$5.1 mil
MO HealthNet <sup>(1)</sup> fee for service payments for pharmacy services	\$1.5 mil
MO HealthNet <sup>(1)</sup> managed care payments	\$3.1 mil

**Family Support**

Child support collections (IV-D and non-IV-D)	\$1.6 mil
Average monthly temporary assistance families	41
Total temporary assistance payments	\$0.1 mil
Average monthly food stamp benefit recipients	1,689
Total food stamp benefits received	\$1.4 mil

**Child Welfare**

Children involved in hotline reports	165
Children with substantiated abuse or neglect	19
Children with family assessments	72
Average monthly children in custody	32
Children adopted	3
Total Children's Services expenditures	\$0.3 mil
Average monthly children receiving subsidized child care <sup>(3)</sup>	30
Child care expenditures <sup>(3)</sup>	\$0.1 mil

**Youth Services**

Youths committed	4
Average monthly youths in DYS custody	8

(1) In September 2007 Medicaid/MC+ was renamed MO HealthNet

(2) Excludes Buy-In

(3) Includes subsidized block grant children in Family Centered Services/Alternative Care/Children's Treatment Services/Intensive In-Home Services, Adoption Subsidy, Income Maintenance unduplicated within each fund, across funds and county



**QUICK FACTS ABOUT DSS IN**

**Gentry**

SFY-2007

**MO HealthNet<sup>(1)</sup>**

Number of people enrolled for MO HealthNet <sup>(1)</sup> services	911
MO HealthNet <sup>(1)</sup> dollars spent in state fiscal year 2007 <sup>(2)</sup>	\$9.1 mil
Estimated portion of \$9.1 mil that was federal dollars	\$5.6 mil
MO HealthNet <sup>(1)</sup> fee for service payments for inpatient hospital services	\$0.6 mil
MO HealthNet <sup>(1)</sup> fee for service payments for physician services	\$0.5 mil
MO HealthNet <sup>(1)</sup> fee for service payments for nursing home services	\$2.7 mil
MO HealthNet <sup>(1)</sup> fee for service payments for pharmacy services	\$0.9 mil
MO HealthNet <sup>(1)</sup> managed care payments	na

**Family Support**

Child support collections (IV-D and non-IV-D)	\$0.8 mil
Average monthly temporary assistance families	23
Total temporary assistance payments	\$0.1 mil
Average monthly food stamp benefit recipients	634
Total food stamp benefits received	\$0.5 mil

**Child Welfare**

Children involved in hotline reports	74
Children with substantiated abuse or neglect	11
Children with family assessments	43
Average monthly children in custody	5
Children adopted	0
Total Children's Services expenditures	\$24,308
Average monthly children receiving subsidized child care <sup>(3)</sup>	16
Child care expenditures <sup>(3)</sup>	\$26,902

**Youth Services**

Youths committed	0
Average monthly youths in DYS custody	1

(1) In September 2007 Medicaid/MC+ was renamed MO HealthNet

(2) Excludes Buy-In

(3) Includes subsidized block grant children in Family Centered Services/Alternative Care/Children's Treatment Services/Intensive In-Home Services, Adoption Subsidy, Income Maintenance unduplicated within each fund, across funds and county

GREENE



**QUICK FACTS ABOUT DSS IN**

**Greene**

SFY-2007

**MO HealthNet<sup>(1)</sup>**

Number of people enrolled for MO HealthNet <sup>(1)</sup> services	35,030
MO HealthNet <sup>(1)</sup> dollars spent in state fiscal year 2007 <sup>(2)</sup>	\$196.1 mil
Estimated portion of \$196.1 mil that was federal dollars	\$120.8 mil
MO HealthNet <sup>(1)</sup> fee for service payments for inpatient hospital services	\$27.6 mil
MO HealthNet <sup>(1)</sup> fee for service payments for physician services	\$17.9 mil
MO HealthNet <sup>(1)</sup> fee for service payments for nursing home services	\$30.1 mil
MO HealthNet <sup>(1)</sup> fee for service payments for pharmacy services	\$34.3 mil
MO HealthNet <sup>(1)</sup> managed care payments	na

**Family Support**

Child support collections (IV-D and non-IV-D)	\$33.3 mil
Average monthly temporary assistance families	1,550
Total temporary assistance payments	\$4.4 mil
Average monthly food stamp benefit recipients	34,420
Total food stamp benefits received	\$31.1 mil

**Child Welfare**

Children involved in hotline reports	4,634
Children with substantiated abuse or neglect	355
Children with family assessments	3,175
Average monthly children in custody	820
Children adopted	97
Total Children's Services expenditures	\$12.3 mil
Average monthly children receiving subsidized child care <sup>(3)</sup>	1,355
Child care expenditures <sup>(3)</sup>	\$4.6 mil

**Youth Services**

Youths committed	46
Average monthly youths in DYS custody	60

(1) In September 2007 Medicaid/MC+ was renamed MO HealthNet

(2) Excludes Buy-In

(3) Includes subsidized block grant children in Family Centered Services/Alternative Care/Children's Treatment Services/Intensive In-Home Services, Adoption Subsidy, Income Maintenance unduplicated within each fund, across funds and county



GRUNDY



**QUICK FACTS ABOUT DSS IN**

**Grundy**

SFY-2007

**MO HealthNet<sup>(1)</sup>**

Number of people enrolled for MO HealthNet <sup>(1)</sup> services	1,694
MO HealthNet <sup>(1)</sup> dollars spent in state fiscal year 2007 <sup>(2)</sup>	\$11.2 mil
Estimated portion of \$11.2 mil that was federal dollars	\$6.9 mil
MO HealthNet <sup>(1)</sup> fee for service payments for inpatient hospital services	\$1.5 mil
MO HealthNet <sup>(1)</sup> fee for service payments for physician services	\$0.7 mil
MO HealthNet <sup>(1)</sup> fee for service payments for nursing home services	\$2.8 mil
MO HealthNet <sup>(1)</sup> fee for service payments for pharmacy services	\$1.6 mil
MO HealthNet <sup>(1)</sup> managed care payments	na

**Family Support**

Child support collections (IV-D and non-IV-D)	\$1.4 mil
Average monthly temporary assistance families	65
Total temporary assistance payments	\$0.2 mil
Average monthly food stamp benefit recipients	1,563
Total food stamp benefits received	\$1.2 mil

**Child Welfare**

Children involved in hotline reports	185
Children with substantiated abuse or neglect	18
Children with family assessments	99
Average monthly children in custody	42
Children adopted	0
Total Children's Services expenditures	\$0.4 mil
Average monthly children receiving subsidized child care <sup>(3)</sup>	41
Child care expenditures <sup>(3)</sup>	\$0.1 mil

**Youth Services**

Youths committed	1
Average monthly youths in DYS custody	3

(1) In September 2007 Medicaid/MC+ was renamed MO HealthNet

(2) Excludes Buy-In

(3) Includes subsidized block grant children in Family Centered Services/Alternative Care/Children's Treatment Services/Intensive In-Home Services, Adoption Subsidy, Income Maintenance unduplicated within each fund, across funds and county

HARRISON



**QUICK FACTS ABOUT DSS IN**

**Harrison**

SFY-2007

**MO HealthNet<sup>(1)</sup>**

Number of people enrolled for MO HealthNet <sup>(1)</sup> services	1,584
MO HealthNet <sup>(1)</sup> dollars spent in state fiscal year 2007 <sup>(2)</sup>	\$10.8 mil
Estimated portion of \$10.8 mil that was federal dollars	\$6.6 mil
MO HealthNet <sup>(1)</sup> fee for service payments for inpatient hospital services	\$1.4 mil
MO HealthNet <sup>(1)</sup> fee for service payments for physician services	\$0.9 mil
MO HealthNet <sup>(1)</sup> fee for service payments for nursing home services	\$2.6 mil
MO HealthNet <sup>(1)</sup> fee for service payments for pharmacy services	\$1.4 mil
MO HealthNet <sup>(1)</sup> managed care payments	na

**Family Support**

Child support collections (IV-D and non-IV-D)	\$1.1 mil
Average monthly temporary assistance families	62
Total temporary assistance payments	\$0.2 mil
Average monthly food stamp benefit recipients	1,307
Total food stamp benefits received	\$1.1 mil

**Child Welfare**

Children involved in hotline reports	124
Children with substantiated abuse or neglect	16
Children with family assessments	64
Average monthly children in custody	23
Children adopted	0
Total Children's Services expenditures	\$0.2 mil
Average monthly children receiving subsidized child care <sup>(3)</sup>	26
Child care expenditures <sup>(3)</sup>	\$0.1 mil

**Youth Services**

Youths committed	1
Average monthly youths in DYS custody	0

(1) In September 2007 Medicaid/MC+ was renamed MO HealthNet

(2) Excludes Buy-In

(3) Includes subsidized block grant children in Family Centered Services/Alternative Care/Children's Treatment Services/Intensive In-Home Services, Adoption Subsidy, Income Maintenance unduplicated within each fund, across funds and county



**QUICK FACTS ABOUT DSS IN**  
**Henry**

SFY-2007

**MO HealthNet<sup>(1)</sup>**

Number of people enrolled for MO HealthNet <sup>(1)</sup> services	3,821
MO HealthNet <sup>(1)</sup> dollars spent in state fiscal year 2007 <sup>(2)</sup>	\$23.7 mil
Estimated portion of \$23.7 mil that was federal dollars	\$14.6 mil
MO HealthNet <sup>(1)</sup> fee for service payments for inpatient hospital services	\$1.5 mil
MO HealthNet <sup>(1)</sup> fee for service payments for physician services	\$1.0 mil
MO HealthNet <sup>(1)</sup> fee for service payments for nursing home services	\$4.3 mil
MO HealthNet <sup>(1)</sup> fee for service payments for pharmacy services	\$2.6 mil
MO HealthNet <sup>(1)</sup> managed care payments	\$6.3 mil

**Family Support**

Child support collections (IV-D and non-IV-D)	\$3.2 mil
Average monthly temporary assistance families	199
Total temporary assistance payments	\$0.5 mil
Average monthly food stamp benefit recipients	4,003
Total food stamp benefits received	\$3.2 mil

**Child Welfare**

Children involved in hotline reports	393
Children with substantiated abuse or neglect	29
Children with family assessments	301
Average monthly children in custody	41
Children adopted	0
Total Children's Services expenditures	\$0.5 mil
Average monthly children receiving subsidized child care <sup>(3)</sup>	121
Child care expenditures <sup>(3)</sup>	\$0.3 mil

**Youth Services**

Youths committed	2
Average monthly youths in DYS custody	5

(1) In September 2007 Medicaid/MC+ was renamed MO HealthNet

(2) Excludes Buy-In

(3) Includes subsidized block grant children in Family Centered Services/Alternative Care/Children's Treatment Services/Intensive In-Home Services, Adoption Subsidy, Income Maintenance unduplicated within each fund, across funds and county



**QUICK FACTS ABOUT DSS IN**  
**Hickory**

SFY-2007

**MO HealthNet<sup>(1)</sup>**

Number of people enrolled for MO HealthNet <sup>(1)</sup> services	1,787
MO HealthNet <sup>(1)</sup> dollars spent in state fiscal year 2007 <sup>(2)</sup>	\$9.3 mil
Estimated portion of \$9.3 mil that was federal dollars	\$5.7 mil
MO HealthNet <sup>(1)</sup> fee for service payments for inpatient hospital services	\$0.9 mil
MO HealthNet <sup>(1)</sup> fee for service payments for physician services	\$1.1 mil
MO HealthNet <sup>(1)</sup> fee for service payments for nursing home services	\$1.6 mil
MO HealthNet <sup>(1)</sup> fee for service payments for pharmacy services	\$1.5 mil
MO HealthNet <sup>(1)</sup> managed care payments	na

**Family Support**

Child support collections (IV-D and non-IV-D)	\$0.7 mil
Average monthly temporary assistance families	66
Total temporary assistance payments	\$0.2 mil
Average monthly food stamp benefit recipients	1,582
Total food stamp benefits received	\$1.3 mil

**Child Welfare**

Children involved in hotline reports	104
Children with substantiated abuse or neglect	4
Children with family assessments	57
Average monthly children in custody	7
Children adopted	0
Total Children's Services expenditures	\$0.1 mil
Average monthly children receiving subsidized child care <sup>(3)</sup>	26
Child care expenditures <sup>(3)</sup>	\$0.1 mil

**Youth Services**

Youths committed	2
Average monthly youths in DYS custody	2

(1) In September 2007 Medicaid/MC+ was renamed MO HealthNet

(2) Excludes Buy-In

(3) Includes subsidized block grant children in Family Centered Services/Alternative Care/Children's Treatment Services/Intensive In-Home Services, Adoption Subsidy, Income Maintenance unduplicated within each fund, across funds and county



**QUICK FACTS ABOUT DSS IN**

**Holt**

SFY-2007

**MO HealthNet<sup>(1)</sup>**

Number of people enrolled for MO HealthNet <sup>(1)</sup> services	697
MO HealthNet <sup>(1)</sup> dollars spent in state fiscal year 2007 <sup>(2)</sup>	\$4.7 mil
Estimated portion of \$4.7 mil that was federal dollars	\$2.9 mil
MO HealthNet <sup>(1)</sup> fee for service payments for inpatient hospital services	\$0.8 mil
MO HealthNet <sup>(1)</sup> fee for service payments for physician services	\$0.4 mil
MO HealthNet <sup>(1)</sup> fee for service payments for nursing home services	\$1.5 mil
MO HealthNet <sup>(1)</sup> fee for service payments for pharmacy services	\$0.7 mil
MO HealthNet <sup>(1)</sup> managed care payments	na

**Family Support**

Child support collections (IV-D and non-IV-D)	\$0.9 mil
Average monthly temporary assistance families	21
Total temporary assistance payments	\$0.1 mil
Average monthly food stamp benefit recipients	542
Total food stamp benefits received	\$0.4 mil

**Child Welfare**

Children involved in hotline reports	71
Children with substantiated abuse or neglect	5
Children with family assessments	32
Average monthly children in custody	6
Children adopted	0
Total Children's Services expenditures	\$33,066
Average monthly children receiving subsidized child care <sup>(3)</sup>	7
Child care expenditures <sup>(3)</sup>	\$14,611

**Youth Services**

Youths committed	2
Average monthly youths in DYS custody	1

(1) In September 2007 Medicaid/MC+ was renamed MO HealthNet

(2) Excludes Buy-In

(3) Includes subsidized block grant children in Family Centered Services/Alternative Care/Children's Treatment Services/Intensive In-Home Services, Adoption Subsidy, Income Maintenance unduplicated within each fund, across funds and county

HOWARD



## QUICK FACTS ABOUT DSS IN Howard

### MO HealthNet<sup>(1)</sup>

Number of people enrolled for MO HealthNet <sup>(1)</sup> services	1,430
MO HealthNet <sup>(1)</sup> dollars spent in state fiscal year 2007 <sup>(2)</sup>	\$10.4 mil
Estimated portion of \$10.4 mil that was federal dollars	\$6.4 mil
MO HealthNet <sup>(1)</sup> fee for service payments for inpatient hospital services	\$0.4 mil
MO HealthNet <sup>(1)</sup> fee for service payments for physician services	\$0.3 mil
MO HealthNet <sup>(1)</sup> fee for service payments for nursing home services	\$1.5 mil
MO HealthNet <sup>(1)</sup> fee for service payments for pharmacy services	\$1.0 mil
MO HealthNet <sup>(1)</sup> managed care payments	\$2.4 mil

### Family Support

Child support collections (IV-D and non-IV-D)	\$1.0 mil
Average monthly temporary assistance families	58
Total temporary assistance payments	\$0.2 mil
Average monthly food stamp benefit recipients	1,234
Total food stamp benefits received	\$1.1 mil

### Child Welfare

Children involved in hotline reports	131
Children with substantiated abuse or neglect	13
Children with family assessments	88
Average monthly children in custody	18
Children adopted	5
Total Children's Services expenditures	\$0.2 mil
Average monthly children receiving subsidized child care <sup>(3)</sup>	36
Child care expenditures <sup>(3)</sup>	\$0.1 mil

### Youth Services

Youths committed	0
Average monthly youths in DYS custody	0

SFY-2007

(1) In September 2007 Medicaid/MC+ was renamed MO HealthNet

(2) Excludes Buy-In

(3) Includes subsidized block grant children in Family Centered Services/Alternative Care/Children's Treatment Services/Intensive In-Home Services, Adoption Subsidy, Income Maintenance unduplicated within each fund, across funds and county

HOWELL



**QUICK FACTS ABOUT DSS IN**

**Howell**

SFY-2007

**MO HealthNet<sup>(1)</sup>**

Number of people enrolled for MO HealthNet <sup>(1)</sup> services	8,608
MO HealthNet <sup>(1)</sup> dollars spent in state fiscal year 2007 <sup>(2)</sup>	\$47.3 mil
Estimated portion of \$47.3 mil that was federal dollars	\$29.1 mil
MO HealthNet <sup>(1)</sup> fee for service payments for inpatient hospital services	\$4.3 mil
MO HealthNet <sup>(1)</sup> fee for service payments for physician services	\$7.2 mil
MO HealthNet <sup>(1)</sup> fee for service payments for nursing home services	\$9.8 mil
MO HealthNet <sup>(1)</sup> fee for service payments for pharmacy services	\$7.9 mil
MO HealthNet <sup>(1)</sup> managed care payments	na

**Family Support**

Child support collections (IV-D and non-IV-D)	\$5.2 mil
Average monthly temporary assistance families	406
Total temporary assistance payments	\$1.2 mil
Average monthly food stamp benefit recipients	8,919
Total food stamp benefits received	\$7.2 mil

**Child Welfare**

Children involved in hotline reports	929
Children with substantiated abuse or neglect	115
Children with family assessments	425
Average monthly children in custody	50
Children adopted	4
Total Children's Services expenditures	\$1.3 mil
Average monthly children receiving subsidized child care <sup>(3)</sup>	196
Child care expenditures <sup>(3)</sup>	\$0.4 mil

**Youth Services**

Youths committed	6
Average monthly youths in DYS custody	6

(1) In September 2007 Medicaid/MC+ was renamed MO HealthNet

(2) Excludes Buy-In

(3) Includes subsidized block grant children in Family Centered Services/Alternative Care/Children's Treatment Services/Intensive In-Home Services, Adoption Subsidy, Income Maintenance unduplicated within each fund, across funds and county



**QUICK FACTS ABOUT DSS IN**

**Iron**

SFY-2007

**MO HealthNet<sup>(1)</sup>**

Number of people enrolled for MO HealthNet <sup>(1)</sup> services	2,504
MO HealthNet <sup>(1)</sup> dollars spent in state fiscal year 2007 <sup>(2)</sup>	\$19.3 mil
Estimated portion of \$19.3 mil that was federal dollars	\$11.9 mil
MO HealthNet <sup>(1)</sup> fee for service payments for inpatient hospital services	\$2.2 mil
MO HealthNet <sup>(1)</sup> fee for service payments for physician services	\$1.5 mil
MO HealthNet <sup>(1)</sup> fee for service payments for nursing home services	\$3.0 mil
MO HealthNet <sup>(1)</sup> fee for service payments for pharmacy services	\$3.9 mil
MO HealthNet <sup>(1)</sup> managed care payments	na

**Family Support**

Child support collections (IV-D and non-IV-D)	\$1.2 mil
Average monthly temporary assistance families	100
Total temporary assistance payments	\$0.3 mil
Average monthly food stamp benefit recipients	2,481
Total food stamp benefits received	\$2.0 mil

**Child Welfare**

Children involved in hotline reports	181
Children with substantiated abuse or neglect	11
Children with family assessments	104
Average monthly children in custody	33
Children adopted	0
Total Children's Services expenditures	\$0.4 mil
Average monthly children receiving subsidized child care <sup>(3)</sup>	27
Child care expenditures <sup>(3)</sup>	\$0.1 mil

**Youth Services**

Youths committed	4
Average monthly youths in DYS custody	6

(1) In September 2007 Medicaid/MC+ was renamed MO HealthNet

(2) Excludes Buy-In

(3) Includes subsidized block grant children in Family Centered Services/Alternative Care/Children's Treatment Services/Intensive In-Home Services, Adoption Subsidy, Income Maintenance unduplicated within each fund, across funds and county





**QUICK FACTS ABOUT DSS IN**

**Jackson**

SFY-2007

**MO HealthNet<sup>(1)</sup>**

Number of people enrolled for MO HealthNet <sup>(1)</sup> services	104,424
MO HealthNet <sup>(1)</sup> dollars spent in state fiscal year 2007 <sup>(2)</sup>	\$600.6 mil
Estimated portion of \$600.6 mil that was federal dollars	\$369.9 mil
MO HealthNet <sup>(1)</sup> fee for service payments for inpatient hospital services	\$69.2 mil
MO HealthNet <sup>(1)</sup> fee for service payments for physician services	\$34.7 mil
MO HealthNet <sup>(1)</sup> fee for service payments for nursing home services	\$88.4 mil
MO HealthNet <sup>(1)</sup> fee for service payments for pharmacy services	\$45.4 mil
MO HealthNet <sup>(1)</sup> managed care payments	\$193.1 mil

**Family Support**

Child support collections (IV-D and non-IV-D)	\$101.6 mil
Average monthly temporary assistance families	7,153
Total temporary assistance payments	\$20.4 mil
Average monthly food stamp benefit recipients	106,230
Total food stamp benefits received	\$105.0 mil

**Child Welfare**

Children involved in hotline reports	8,558
Children with substantiated abuse or neglect	852
Children with family assessments	4,980
Average monthly children in custody	1,216
Children adopted	212
Total Children's Services expenditures	\$33.6 mil
Average monthly children receiving subsidized child care <sup>(3)</sup>	6,018
Child care expenditures <sup>(3)</sup>	\$24.5 mil

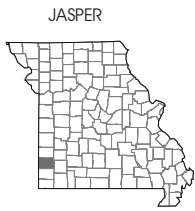
**Youth Services**

Youths committed	88
Average monthly youths in DYS custody	142

(1) In September 2007 Medicaid/MC+ was renamed MO HealthNet

(2) Excludes Buy-In

(3) Includes subsidized block grant children in Family Centered Services/Alternative Care/Children's Treatment Services/Intensive In-Home Services, Adoption Subsidy, Income Maintenance unduplicated within each fund, across funds and county



**QUICK FACTS ABOUT DSS IN**

**Jasper**

SFY-2007

**MO HealthNet<sup>(1)</sup>**

Number of people enrolled for MO HealthNet <sup>(1)</sup> services	21,261
MO HealthNet <sup>(1)</sup> dollars spent in state fiscal year 2007 <sup>(2)</sup>	\$114.3 mil
Estimated portion of \$114.3 mil that was federal dollars	\$70.4 mil
MO HealthNet <sup>(1)</sup> fee for service payments for inpatient hospital services	\$19.9 mil
MO HealthNet <sup>(1)</sup> fee for service payments for physician services	\$9.5 mil
MO HealthNet <sup>(1)</sup> fee for service payments for nursing home services	\$15.2 mil
MO HealthNet <sup>(1)</sup> fee for service payments for pharmacy services	\$19.1 mil
MO HealthNet <sup>(1)</sup> managed care payments	na

**Family Support**

Child support collections (IV-D and non-IV-D)	\$17.6 mil
Average monthly temporary assistance families	1,077
Total temporary assistance payments	\$3.1 mil
Average monthly food stamp benefit recipients	21,068
Total food stamp benefits received	\$18.0 mil

**Child Welfare**

Children involved in hotline reports	2,130
Children with substantiated abuse or neglect	178
Children with family assessments	1,091
Average monthly children in custody	410
Children adopted	54
Total Children's Services expenditures	\$7.2 mil
Average monthly children receiving subsidized child care <sup>(3)</sup>	512
Child care expenditures <sup>(3)</sup>	\$1.2 mil

**Youth Services**

Youths committed	57
Average monthly youths in DYS custody	72

(1) In September 2007 Medicaid/MC+ was renamed MO HealthNet

(2) Excludes Buy-In

(3) Includes subsidized block grant children in Family Centered Services/Alternative Care/Children's Treatment Services/Intensive In-Home Services, Adoption Subsidy, Income Maintenance unduplicated within each fund, across funds and county

JEFFERSON



**QUICK FACTS ABOUT DSS IN**

**Jefferson**

SFY-2007

**MO HealthNet<sup>(1)</sup>**

Number of people enrolled for MO HealthNet <sup>(1)</sup> services	20,981
MO HealthNet <sup>(1)</sup> dollars spent in state fiscal year 2007 <sup>(2)</sup>	\$122.1 mil
Estimated portion of \$122.1 mil that was federal dollars	\$75.2 mil
MO HealthNet <sup>(1)</sup> fee for service payments for inpatient hospital services	\$12.1 mil
MO HealthNet <sup>(1)</sup> fee for service payments for physician services	\$5.2 mil
MO HealthNet <sup>(1)</sup> fee for service payments for nursing home services	\$22.2 mil
MO HealthNet <sup>(1)</sup> fee for service payments for pharmacy services	\$13.1 mil
MO HealthNet <sup>(1)</sup> managed care payments	\$34.4 mil

**Family Support**

Child support collections (IV-D and non-IV-D)	\$27.1 mil
Average monthly temporary assistance families	812
Total temporary assistance payments	\$2.3 mil
Average monthly food stamp benefit recipients	19,280
Total food stamp benefits received	\$17.9 mil

**Child Welfare**

Children involved in hotline reports	2,059
Children with substantiated abuse or neglect	227
Children with family assessments	1,280
Average monthly children in custody	426
Children adopted	38
Total Children's Services expenditures	\$4.7 mil
Average monthly children receiving subsidized child care <sup>(3)</sup>	742
Child care expenditures <sup>(3)</sup>	\$2.9 mil

**Youth Services**

Youths committed	59
Average monthly youths in DYS custody	53

(1) In September 2007 Medicaid/MC+ was renamed MO HealthNet

(2) Excludes Buy-In

(3) Includes subsidized block grant children in Family Centered Services/Alternative Care/Children's Treatment Services/Intensive In-Home Services, Adoption Subsidy, Income Maintenance unduplicated within each fund, across funds and county



JOHNSON QUICK FACTS ABOUT DSS IN

# Johnson

SFY-2007

## MO HealthNet<sup>(1)</sup>

Number of people enrolled for MO HealthNet <sup>(1)</sup> services	5,039
MO HealthNet <sup>(1)</sup> dollars spent in state fiscal year 2007 <sup>(2)</sup>	\$30.1 mil
Estimated portion of \$30.1 mil that was federal dollars	\$18.5 mil
MO HealthNet <sup>(1)</sup> fee for service payments for inpatient hospital services	\$1.7 mil
MO HealthNet <sup>(1)</sup> fee for service payments for physician services	\$1.1 mil
MO HealthNet <sup>(1)</sup> fee for service payments for nursing home services	\$5.8 mil
MO HealthNet <sup>(1)</sup> fee for service payments for pharmacy services	\$3.0 mil
MO HealthNet <sup>(1)</sup> managed care payments	\$9.6 mil

## Family Support

Child support collections (IV-D and non-IV-D)	\$6.9 mil
Average monthly temporary assistance families	254
Total temporary assistance payments	\$0.7 mil
Average monthly food stamp benefit recipients	4,964
Total food stamp benefits received	\$4.4 mil

## Child Welfare

Children involved in hotline reports	501
Children with substantiated abuse or neglect	56
Children with family assessments	250
Average monthly children in custody	91
Children adopted	1
Total Children's Services expenditures	\$1.9 mil
Average monthly children receiving subsidized child care <sup>(3)</sup>	198
Child care expenditures <sup>(3)</sup>	\$0.6 mil

## Youth Services

Youths committed	2
Average monthly youths in DYS custody	2

(1) In September 2007 Medicaid/MC+ was renamed MO HealthNet

(2) Excludes Buy-In

(3) Includes subsidized block grant children in Family Centered Services/Alternative Care/Children's Treatment Services/Intensive In-Home Services, Adoption Subsidy, Income Maintenance unduplicated within each fund, across funds and county



**QUICK FACTS ABOUT DSS IN**

**Knox**

SFY-2007

**MO HealthNet<sup>(1)</sup>**

Number of people enrolled for MO HealthNet <sup>(1)</sup> services	707
MO HealthNet <sup>(1)</sup> dollars spent in state fiscal year 2007 <sup>(2)</sup>	\$4.3 mil
Estimated portion of \$4.3 mil that was federal dollars	\$2.6 mil
MO HealthNet <sup>(1)</sup> fee for service payments for inpatient hospital services	\$0.7 mil
MO HealthNet <sup>(1)</sup> fee for service payments for physician services	\$0.6 mil
MO HealthNet <sup>(1)</sup> fee for service payments for nursing home services	\$0.6 mil
MO HealthNet <sup>(1)</sup> fee for service payments for pharmacy services	\$0.7 mil
MO HealthNet <sup>(1)</sup> managed care payments	na

**Family Support**

Child support collections (IV-D and non-IV-D)	\$0.5 mil
Average monthly temporary assistance families	6
Total temporary assistance payments	\$15,369
Average monthly food stamp benefit recipients	449
Total food stamp benefits received	\$0.4 mil

**Child Welfare**

Children involved in hotline reports	68
Children with substantiated abuse or neglect	5
Children with family assessments	47
Average monthly children in custody	9
Children adopted	0
Total Children's Services expenditures	\$0.1 mil
Average monthly children receiving subsidized child care <sup>(3)</sup>	14
Child care expenditures <sup>(3)</sup>	\$33,804

**Youth Services**

Youths committed	0
Average monthly youths in DYS custody	0

(1) In September 2007 Medicaid/MC+ was renamed MO HealthNet

(2) Excludes Buy-In

(3) Includes subsidized block grant children in Family Centered Services/Alternative Care/Children's Treatment Services/Intensive In-Home Services, Adoption Subsidy, Income Maintenance unduplicated within each fund, across funds and county

LACLEDE



**QUICK FACTS ABOUT DSS IN**

**Laclede**

SFY-2007

**MO HealthNet<sup>(1)</sup>**

Number of people enrolled for MO HealthNet <sup>(1)</sup> services	6,787
MO HealthNet <sup>(1)</sup> dollars spent in state fiscal year 2007 <sup>(2)</sup>	\$31.3 mil
Estimated portion of \$31.3 mil that was federal dollars	\$19.3 mil
MO HealthNet <sup>(1)</sup> fee for service payments for inpatient hospital services	\$5.4 mil
MO HealthNet <sup>(1)</sup> fee for service payments for physician services	\$4.7 mil
MO HealthNet <sup>(1)</sup> fee for service payments for nursing home services	\$3.7 mil
MO HealthNet <sup>(1)</sup> fee for service payments for pharmacy services	\$5.4 mil
MO HealthNet <sup>(1)</sup> managed care payments	na

**Family Support**

Child support collections (IV-D and non-IV-D)	\$5.0 mil
Average monthly temporary assistance families	245
Total temporary assistance payments	\$0.7 mil
Average monthly food stamp benefit recipients	6,640
Total food stamp benefits received	\$5.2 mil

**Child Welfare**

Children involved in hotline reports	868
Children with substantiated abuse or neglect	192
Children with family assessments	421
Average monthly children in custody	94
Children adopted	3
Total Children's Services expenditures	\$0.6 mil
Average monthly children receiving subsidized child care <sup>(3)</sup>	66
Child care expenditures <sup>(3)</sup>	\$0.1 mil

**Youth Services**

Youths committed	21
Average monthly youths in DYS custody	22

(1) In September 2007 Medicaid/MC+ was renamed MO HealthNet

(2) Excludes Buy-In

(3) Includes subsidized block grant children in Family Centered Services/Alternative Care/Children's Treatment Services/Intensive In-Home Services, Adoption Subsidy, Income Maintenance unduplicated within each fund, across funds and county



**QUICK FACTS ABOUT DSS IN**  
**Lafayette**

SFY-2007

**MO HealthNet<sup>(1)</sup>**

Number of people enrolled for MO HealthNet <sup>(1)</sup> services	4,425
MO HealthNet <sup>(1)</sup> dollars spent in state fiscal year 2007 <sup>(2)</sup>	\$40.6 mil
Estimated portion of \$40.6 mil that was federal dollars	\$25.0 mil
MO HealthNet <sup>(1)</sup> fee for service payments for inpatient hospital services	\$2.0 mil
MO HealthNet <sup>(1)</sup> fee for service payments for physician services	\$1.2 mil
MO HealthNet <sup>(1)</sup> fee for service payments for nursing home services	\$4.9 mil
MO HealthNet <sup>(1)</sup> fee for service payments for pharmacy services	\$3.3 mil
MO HealthNet <sup>(1)</sup> managed care payments	\$7.7 mil

**Family Support**

Child support collections (IV-D and non-IV-D)	\$4.9 mil
Average monthly temporary assistance families	246
Total temporary assistance payments	\$0.7 mil
Average monthly food stamp benefit recipients	4,369
Total food stamp benefits received	\$3.8 mil

**Child Welfare**

Children involved in hotline reports	459
Children with substantiated abuse or neglect	32
Children with family assessments	218
Average monthly children in custody	42
Children adopted	1
Total Children's Services expenditures	\$0.7 mil
Average monthly children receiving subsidized child care <sup>(3)</sup>	116
Child care expenditures <sup>(3)</sup>	\$0.3 mil

**Youth Services**

Youths committed	7
Average monthly youths in DYS custody	6

(1) In September 2007 Medicaid/MC+ was renamed MO HealthNet

(2) Excludes Buy-In

(3) Includes subsidized block grant children in Family Centered Services/Alternative Care/Children's Treatment Services/Intensive In-Home Services, Adoption Subsidy, Income Maintenance unduplicated within each fund, across funds and county



**QUICK FACTS ABOUT DSS IN**

**Lawrence**

SFY-2007

**MO HealthNet<sup>(1)</sup>**

Number of people enrolled for MO HealthNet <sup>(1)</sup> services	6,065
MO HealthNet <sup>(1)</sup> dollars spent in state fiscal year 2007 <sup>(2)</sup>	\$33.6 mil
Estimated portion of \$33.6 mil that was federal dollars	\$20.7 mil
MO HealthNet <sup>(1)</sup> fee for service payments for inpatient hospital services	\$5.2 mil
MO HealthNet <sup>(1)</sup> fee for service payments for physician services	\$3.1 mil
MO HealthNet <sup>(1)</sup> fee for service payments for nursing home services	\$5.5 mil
MO HealthNet <sup>(1)</sup> fee for service payments for pharmacy services	\$5.4 mil
MO HealthNet <sup>(1)</sup> managed care payments	na

**Family Support**

Child support collections (IV-D and non-IV-D)	\$4.6 mil
Average monthly temporary assistance families	233
Total temporary assistance payments	\$0.7 mil
Average monthly food stamp benefit recipients	5,557
Total food stamp benefits received	\$4.5 mil

**Child Welfare**

Children involved in hotline reports	630
Children with substantiated abuse or neglect	43
Children with family assessments	379
Average monthly children in custody	107
Children adopted	18
Total Children's Services expenditures	\$2.1 mil
Average monthly children receiving subsidized child care <sup>(3)</sup>	100
Child care expenditures <sup>(3)</sup>	\$0.2 mil

**Youth Services**

Youths committed	11
Average monthly youths in DYS custody	15

(1) In September 2007 Medicaid/MC+ was renamed MO HealthNet

(2) Excludes Buy-In

(3) Includes subsidized block grant children in Family Centered Services/Alternative Care/Children's Treatment Services/Intensive In-Home Services, Adoption Subsidy, Income Maintenance unduplicated within each fund, across funds and county





**QUICK FACTS ABOUT DSS IN**

**Lewis**

SFY-2007

**MO HealthNet<sup>(1)</sup>**

Number of people enrolled for MO HealthNet <sup>(1)</sup> services	1,266
MO HealthNet <sup>(1)</sup> dollars spent in state fiscal year 2007 <sup>(2)</sup>	\$7.4 mil
Estimated portion of \$7.4 mil that was federal dollars	\$4.5 mil
MO HealthNet <sup>(1)</sup> fee for service payments for inpatient hospital services	\$0.7 mil
MO HealthNet <sup>(1)</sup> fee for service payments for physician services	\$0.6 mil
MO HealthNet <sup>(1)</sup> fee for service payments for nursing home services	\$3.2 mil
MO HealthNet <sup>(1)</sup> fee for service payments for pharmacy services	\$1.0 mil
MO HealthNet <sup>(1)</sup> managed care payments	na

**Family Support**

Child support collections (IV-D and non-IV-D)	\$1.2 mil
Average monthly temporary assistance families	41
Total temporary assistance payments	\$0.1 mil
Average monthly food stamp benefit recipients	1,079
Total food stamp benefits received	\$0.8 mil

**Child Welfare**

Children involved in hotline reports	134
Children with substantiated abuse or neglect	11
Children with family assessments	61
Average monthly children in custody	21
Children adopted	2
Total Children's Services expenditures	\$0.3 mil
Average monthly children receiving subsidized child care <sup>(3)</sup>	30
Child care expenditures <sup>(3)</sup>	\$0.1 mil

**Youth Services**

Youths committed	1
Average monthly youths in DYS custody	1

(1) In September 2007 Medicaid/MC+ was renamed MO HealthNet

(2) Excludes Buy-In

(3) Includes subsidized block grant children in Family Centered Services/Alternative Care/Children's Treatment Services/Intensive In-Home Services, Adoption Subsidy, Income Maintenance unduplicated within each fund, across funds and county



**QUICK FACTS ABOUT DSS IN**

**Lincoln**

SFY-2007

**MO HealthNet<sup>(1)</sup>**

Number of people enrolled for MO HealthNet <sup>(1)</sup> services	5,937
MO HealthNet <sup>(1)</sup> dollars spent in state fiscal year 2007 <sup>(2)</sup>	\$32.0 mil
Estimated portion of \$32.0 mil that was federal dollars	\$19.7 mil
MO HealthNet <sup>(1)</sup> fee for service payments for inpatient hospital services	\$3.2 mil
MO HealthNet <sup>(1)</sup> fee for service payments for physician services	\$1.2 mil
MO HealthNet <sup>(1)</sup> fee for service payments for nursing home services	\$3.8 mil
MO HealthNet <sup>(1)</sup> fee for service payments for pharmacy services	\$3.6 mil
MO HealthNet <sup>(1)</sup> managed care payments	\$9.9 mil

**Family Support**

Child support collections (IV-D and non-IV-D)	\$5.4 mil
Average monthly temporary assistance families	258
Total temporary assistance payments	\$0.7 mil
Average monthly food stamp benefit recipients	6,082
Total food stamp benefits received	\$5.5 mil

**Child Welfare**

Children involved in hotline reports	681
Children with substantiated abuse or neglect	98
Children with family assessments	335
Average monthly children in custody	79
Children adopted	9
Total Children's Services expenditures	\$1.3 mil
Average monthly children receiving subsidized child care <sup>(3)</sup>	118
Child care expenditures <sup>(3)</sup>	\$0.3 mil

**Youth Services**

Youths committed	8
Average monthly youths in DYS custody	13

(1) In September 2007 Medicaid/MC+ was renamed MO HealthNet

(2) Excludes Buy-In

(3) Includes subsidized block grant children in Family Centered Services/Alternative Care/Children's Treatment Services/Intensive In-Home Services, Adoption Subsidy, Income Maintenance unduplicated within each fund, across funds and county



**QUICK FACTS ABOUT DSS IN**

**Linn**

SFY-2007

**MO HealthNet<sup>(1)</sup>**

Number of people enrolled for MO HealthNet <sup>(1)</sup> services	2,366
MO HealthNet <sup>(1)</sup> dollars spent in state fiscal year 2007 <sup>(2)</sup>	\$12.7 mil
Estimated portion of \$12.7 mil that was federal dollars	\$7.8 mil
MO HealthNet <sup>(1)</sup> fee for service payments for inpatient hospital services	\$1.9 mil
MO HealthNet <sup>(1)</sup> fee for service payments for physician services	\$1.1 mil
MO HealthNet <sup>(1)</sup> fee for service payments for nursing home services	\$3.2 mil
MO HealthNet <sup>(1)</sup> fee for service payments for pharmacy services	\$1.9 mil
MO HealthNet <sup>(1)</sup> managed care payments	na

**Family Support**

Child support collections (IV-D and non-IV-D)	\$2.3 mil
Average monthly temporary assistance families	57
Total temporary assistance payments	\$0.2 mil
Average monthly food stamp benefit recipients	1,917
Total food stamp benefits received	\$1.4 mil

**Child Welfare**

Children involved in hotline reports	183
Children with substantiated abuse or neglect	14
Children with family assessments	100
Average monthly children in custody	35
Children adopted	4
Total Children's Services expenditures	\$0.4 mil
Average monthly children receiving subsidized child care <sup>(3)</sup>	34
Child care expenditures <sup>(3)</sup>	\$0.1 mil

**Youth Services**

Youths committed	3
Average monthly youths in DYS custody	3

(1) In September 2007 Medicaid/MC+ was renamed MO HealthNet

(2) Excludes Buy-In

(3) Includes subsidized block grant children in Family Centered Services/Alternative Care/Children's Treatment Services/Intensive In-Home Services, Adoption Subsidy, Income Maintenance unduplicated within each fund, across funds and county



**QUICK FACTS ABOUT DSS IN**

**Livingston**

**MO HealthNet<sup>(1)</sup>**

Number of people enrolled for MO HealthNet <sup>(1)</sup> services	2,234
MO HealthNet <sup>(1)</sup> dollars spent in state fiscal year 2007 <sup>(2)</sup>	\$15.9 mil
Estimated portion of \$15.9 mil that was federal dollars	\$9.8 mil
MO HealthNet <sup>(1)</sup> fee for service payments for inpatient hospital services	\$2.0 mil
MO HealthNet <sup>(1)</sup> fee for service payments for physician services	\$1.2 mil
MO HealthNet <sup>(1)</sup> fee for service payments for nursing home services	\$4.1 mil
MO HealthNet <sup>(1)</sup> fee for service payments for pharmacy services	\$2.3 mil
MO HealthNet <sup>(1)</sup> managed care payments	na

**Family Support**

Child support collections (IV-D and non-IV-D)	\$2.3 mil
Average monthly temporary assistance families	71
Total temporary assistance payments	\$0.2 mil
Average monthly food stamp benefit recipients	2,142
Total food stamp benefits received	\$1.6 mil

**Child Welfare**

Children involved in hotline reports	268
Children with substantiated abuse or neglect	27
Children with family assessments	142
Average monthly children in custody	18
Children adopted	0
Total Children's Services expenditures	\$0.2 mil
Average monthly children receiving subsidized child care <sup>(3)</sup>	98
Child care expenditures <sup>(3)</sup>	\$0.2 mil

**Youth Services**

Youths committed	8
Average monthly youths in DYS custody	8

SFY-2007

(1) In September 2007 Medicaid/MC+ was renamed MO HealthNet

(2) Excludes Buy-In

(3) Includes subsidized block grant children in Family Centered Services/Alternative Care/Children's Treatment Services/Intensive In-Home Services, Adoption Subsidy, Income Maintenance unduplicated within each fund, across funds and county



**QUICK FACTS ABOUT DSS IN**

**Macon**

SFY-2007

**MO HealthNet<sup>(1)</sup>**

Number of people enrolled for MO HealthNet <sup>(1)</sup> services	2,252
MO HealthNet <sup>(1)</sup> dollars spent in state fiscal year 2007 <sup>(2)</sup>	\$17.9 mil
Estimated portion of \$17.9 mil that was federal dollars	\$11.0 mil
MO HealthNet <sup>(1)</sup> fee for service payments for inpatient hospital services	\$1.9 mil
MO HealthNet <sup>(1)</sup> fee for service payments for physician services	\$1.5 mil
MO HealthNet <sup>(1)</sup> fee for service payments for nursing home services	\$5.4 mil
MO HealthNet <sup>(1)</sup> fee for service payments for pharmacy services	\$2.3 mil
MO HealthNet <sup>(1)</sup> managed care payments	na

**Family Support**

Child support collections (IV-D and non-IV-D)	\$2.4 mil
Average monthly temporary assistance families	64
Total temporary assistance payments	\$0.2 mil
Average monthly food stamp benefit recipients	1,817
Total food stamp benefits received	\$1.4 mil

**Child Welfare**

Children involved in hotline reports	202
Children with substantiated abuse or neglect	17
Children with family assessments	110
Average monthly children in custody	42
Children adopted	5
Total Children's Services expenditures	\$0.8 mil
Average monthly children receiving subsidized child care <sup>(3)</sup>	43
Child care expenditures <sup>(3)</sup>	\$0.1 mil

**Youth Services**

Youths committed	9
Average monthly youths in DYS custody	14

(1) In September 2007 Medicaid/MC+ was renamed MO HealthNet

(2) Excludes Buy-In

(3) Includes subsidized block grant children in Family Centered Services/Alternative Care/Children's Treatment Services/Intensive In-Home Services, Adoption Subsidy, Income Maintenance unduplicated within each fund, across funds and county



**QUICK FACTS ABOUT DSS IN**

**Madison**

SFY-2007

**MO HealthNet<sup>(1)</sup>**

Number of people enrolled for MO HealthNet <sup>(1)</sup> services	2,476
MO HealthNet <sup>(1)</sup> dollars spent in state fiscal year 2007 <sup>(2)</sup>	\$18.1 mil
Estimated portion of \$18.1 mil that was federal dollars	\$11.2 mil
MO HealthNet <sup>(1)</sup> fee for service payments for inpatient hospital services	\$1.6 mil
MO HealthNet <sup>(1)</sup> fee for service payments for physician services	\$1.7 mil
MO HealthNet <sup>(1)</sup> fee for service payments for nursing home services	\$3.5 mil
MO HealthNet <sup>(1)</sup> fee for service payments for pharmacy services	\$2.8 mil
MO HealthNet <sup>(1)</sup> managed care payments	na

**Family Support**

Child support collections (IV-D and non-IV-D)	\$1.6 mil
Average monthly temporary assistance families	124
Total temporary assistance payments	\$0.3 mil
Average monthly food stamp benefit recipients	2,599
Total food stamp benefits received	\$2.0 mil

**Child Welfare**

Children involved in hotline reports	183
Children with substantiated abuse or neglect	27
Children with family assessments	73
Average monthly children in custody	16
Children adopted	0
Total Children's Services expenditures	\$0.3 mil
Average monthly children receiving subsidized child care <sup>(3)</sup>	93
Child care expenditures <sup>(3)</sup>	\$0.2 mil

**Youth Services**

Youths committed	5
Average monthly youths in DYS custody	8

(1) In September 2007 Medicaid/MC+ was renamed MO HealthNet

(2) Excludes Buy-In

(3) Includes subsidized block grant children in Family Centered Services/Alternative Care/Children's Treatment Services/Intensive In-Home Services, Adoption Subsidy, Income Maintenance unduplicated within each fund, across funds and county



QUICK FACTS ABOUT DSS IN

**Maries**

SFY-2007

**MO HealthNet<sup>(1)</sup>**

Number of people enrolled for MO HealthNet <sup>(1)</sup> services	1,286
MO HealthNet <sup>(1)</sup> dollars spent in state fiscal year 2007 <sup>(2)</sup>	\$6.4 mil
Estimated portion of \$6.4 mil that was federal dollars	\$4.0 mil
MO HealthNet <sup>(1)</sup> fee for service payments for inpatient hospital services	\$0.8 mil
MO HealthNet <sup>(1)</sup> fee for service payments for physician services	\$0.7 mil
MO HealthNet <sup>(1)</sup> fee for service payments for nursing home services	\$0.9 mil
MO HealthNet <sup>(1)</sup> fee for service payments for pharmacy services	\$1.5 mil
MO HealthNet <sup>(1)</sup> managed care payments	na

**Family Support**

Child support collections (IV-D and non-IV-D)	\$0.7 mil
Average monthly temporary assistance families	62
Total temporary assistance payments	\$0.2 mil
Average monthly food stamp benefit recipients	1,404
Total food stamp benefits received	\$1.1 mil

**Child Welfare**

Children involved in hotline reports	108
Children with substantiated abuse or neglect	3
Children with family assessments	51
Average monthly children in custody	4
Children adopted	0
Total Children's Services expenditures	\$35,751
Average monthly children receiving subsidized child care <sup>(3)</sup>	9
Child care expenditures <sup>(3)</sup>	\$24,555

**Youth Services**

Youths committed	1
Average monthly youths in DYS custody	1

(1) In September 2007 Medicaid/MC+ was renamed MO HealthNet

(2) Excludes Buy-In

(3) Includes subsidized block grant children in Family Centered Services/Alternative Care/Children's Treatment Services/Intensive In-Home Services, Adoption Subsidy, Income Maintenance unduplicated within each fund, across funds and county



**QUICK FACTS ABOUT DSS IN**

**Marion**

SFY-2007

**MO HealthNet<sup>(1)</sup>**

Number of people enrolled for MO HealthNet <sup>(1)</sup> services	5,465
MO HealthNet <sup>(1)</sup> dollars spent in state fiscal year 2007 <sup>(2)</sup>	\$41.1 mil
Estimated portion of \$41.1 mil that was federal dollars	\$25.3 mil
MO HealthNet <sup>(1)</sup> fee for service payments for inpatient hospital services	\$4.3 mil
MO HealthNet <sup>(1)</sup> fee for service payments for physician services	\$2.5 mil
MO HealthNet <sup>(1)</sup> fee for service payments for nursing home services	\$10.2 mil
MO HealthNet <sup>(1)</sup> fee for service payments for pharmacy services	\$5.9 mil
MO HealthNet <sup>(1)</sup> managed care payments	na

**Family Support**

Child support collections (IV-D and non-IV-D)	\$5.8 mil
Average monthly temporary assistance families	232
Total temporary assistance payments	\$0.6 mil
Average monthly food stamp benefit recipients	4,979
Total food stamp benefits received	\$4.2 mil

**Child Welfare**

Children involved in hotline reports	467
Children with substantiated abuse or neglect	50
Children with family assessments	294
Average monthly children in custody	46
Children adopted	1
Total Children's Services expenditures	\$0.7 mil
Average monthly children receiving subsidized child care <sup>(3)</sup>	186
Child care expenditures <sup>(3)</sup>	\$0.4 mil

**Youth Services**

Youths committed	9
Average monthly youths in DYS custody	22

(1) In September 2007 Medicaid/MC+ was renamed MO HealthNet

(2) Excludes Buy-In

(3) Includes subsidized block grant children in Family Centered Services/Alternative Care/Children's Treatment Services/Intensive In-Home Services, Adoption Subsidy, Income Maintenance unduplicated within each fund, across funds and county



MCDONALD



**QUICK FACTS ABOUT DSS IN**

**McDonald**

SFY-2007

**MO HealthNet<sup>(1)</sup>**

Number of people enrolled for MO HealthNet <sup>(1)</sup> services	5,011
MO HealthNet <sup>(1)</sup> dollars spent in state fiscal year 2007 <sup>(2)</sup>	\$19.1 mil
Estimated portion of \$19.1 mil that was federal dollars	\$11.7 mil
MO HealthNet <sup>(1)</sup> fee for service payments for inpatient hospital services	\$3.1 mil
MO HealthNet <sup>(1)</sup> fee for service payments for physician services	\$2.5 mil
MO HealthNet <sup>(1)</sup> fee for service payments for nursing home services	\$2.4 mil
MO HealthNet <sup>(1)</sup> fee for service payments for pharmacy services	\$3.4 mil
MO HealthNet <sup>(1)</sup> managed care payments	na

**Family Support**

Child support collections (IV-D and non-IV-D)	\$2.3 mil
Average monthly temporary assistance families	169
Total temporary assistance payments	\$0.5 mil
Average monthly food stamp benefit recipients	4,863
Total food stamp benefits received	\$3.9 mil

**Child Welfare**

Children involved in hotline reports	378
Children with substantiated abuse or neglect	62
Children with family assessments	179
Average monthly children in custody	87
Children adopted	0
Total Children's Services expenditures	\$0.8 mil
Average monthly children receiving subsidized child care <sup>(3)</sup>	43
Child care expenditures <sup>(3)</sup>	\$0.1 mil

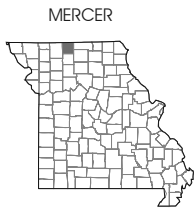
**Youth Services**

Youths committed	8
Average monthly youths in DYS custody	11

(1) In September 2007 Medicaid/MC+ was renamed MO HealthNet

(2) Excludes Buy-In

(3) Includes subsidized block grant children in Family Centered Services/Alternative Care/Children's Treatment Services/Intensive In-Home Services, Adoption Subsidy, Income Maintenance unduplicated within each fund, across funds and county



**QUICK FACTS ABOUT DSS IN**  
**Mercer**

SFY-2007

**MO HealthNet<sup>(1)</sup>**

Number of people enrolled for MO HealthNet <sup>(1)</sup> services	530
MO HealthNet <sup>(1)</sup> dollars spent in state fiscal year 2007 <sup>(2)</sup>	\$2.8 mil
Estimated portion of \$2.8 mil that was federal dollars	\$1.7 mil
MO HealthNet <sup>(1)</sup> fee for service payments for inpatient hospital services	\$0.3 mil
MO HealthNet <sup>(1)</sup> fee for service payments for physician services	\$0.2 mil
MO HealthNet <sup>(1)</sup> fee for service payments for nursing home services	\$0.5 mil
MO HealthNet <sup>(1)</sup> fee for service payments for pharmacy services	\$0.5 mil
MO HealthNet <sup>(1)</sup> managed care payments	na

**Family Support**

Child support collections (IV-D and non-IV-D)	\$0.4 mil
Average monthly temporary assistance families	15
Total temporary assistance payments	\$38,155
Average monthly food stamp benefit recipients	397
Total food stamp benefits received	\$0.3 mil

**Child Welfare**

Children involved in hotline reports	24
Children with substantiated abuse or neglect	1
Children with family assessments	14
Average monthly children in custody	1
Children adopted	0
Total Children's Services expenditures	\$18,441
Average monthly children receiving subsidized child care <sup>(3)</sup>	5
Child care expenditures <sup>(3)</sup>	\$8,055

**Youth Services**

Youths committed	0
Average monthly youths in DYS custody	0

(1) In September 2007 Medicaid/MC+ was renamed MO HealthNet

(2) Excludes Buy-In

(3) Includes subsidized block grant children in Family Centered Services/Alternative Care/Children's Treatment Services/Intensive In-Home Services, Adoption Subsidy, Income Maintenance unduplicated within each fund, across funds and county



**QUICK FACTS ABOUT DSS IN**

**Miller**

SFY-2007

**MO HealthNet<sup>(1)</sup>**

Number of people enrolled for MO HealthNet <sup>(1)</sup> services	4,525
MO HealthNet <sup>(1)</sup> dollars spent in state fiscal year 2007 <sup>(2)</sup>	\$22.8 mil
Estimated portion of \$22.8 mil that was federal dollars	\$14.0 mil
MO HealthNet <sup>(1)</sup> fee for service payments for inpatient hospital services	\$1.6 mil
MO HealthNet <sup>(1)</sup> fee for service payments for physician services	\$1.1 mil
MO HealthNet <sup>(1)</sup> fee for service payments for nursing home services	\$3.8 mil
MO HealthNet <sup>(1)</sup> fee for service payments for pharmacy services	\$2.4 mil
MO HealthNet <sup>(1)</sup> managed care payments	\$8.2 mil

**Family Support**

Child support collections (IV-D and non-IV-D)	\$2.7 mil
Average monthly temporary assistance families	195
Total temporary assistance payments	\$0.5 mil
Average monthly food stamp benefit recipients	4,361
Total food stamp benefits received	\$3.6 mil

**Child Welfare**

Children involved in hotline reports	437
Children with substantiated abuse or neglect	41
Children with family assessments	239
Average monthly children in custody	56
Children adopted	2
Total Children's Services expenditures	\$0.4 mil
Average monthly children receiving subsidized child care <sup>(3)</sup>	38
Child care expenditures <sup>(3)</sup>	\$0.1 mil

**Youth Services**

Youths committed	8
Average monthly youths in DYS custody	14

(1) In September 2007 Medicaid/MC+ was renamed MO HealthNet

(2) Excludes Buy-In

(3) Includes subsidized block grant children in Family Centered Services/Alternative Care/Children's Treatment Services/Intensive In-Home Services, Adoption Subsidy, Income Maintenance unduplicated within each fund, across funds and county



**QUICK FACTS ABOUT DSS IN**  
**Mississippi**

SFY-2007

**MO HealthNet<sup>(1)</sup>**

Number of people enrolled for MO HealthNet <sup>(1)</sup> services	4,085
MO HealthNet <sup>(1)</sup> dollars spent in state fiscal year 2007 <sup>(2)</sup>	\$25.4 mil
Estimated portion of \$25.4 mil that was federal dollars	\$15.6 mil
MO HealthNet <sup>(1)</sup> fee for service payments for inpatient hospital services	\$4.3 mil
MO HealthNet <sup>(1)</sup> fee for service payments for physician services	\$2.6 mil
MO HealthNet <sup>(1)</sup> fee for service payments for nursing home services	\$3.4 mil
MO HealthNet <sup>(1)</sup> fee for service payments for pharmacy services	\$4.1 mil
MO HealthNet <sup>(1)</sup> managed care payments	na

**Family Support**

Child support collections (IV-D and non-IV-D)	\$2.7 mil
Average monthly temporary assistance families	293
Total temporary assistance payments	\$0.8 mil
Average monthly food stamp benefit recipients	4,696
Total food stamp benefits received	\$3.9 mil

**Child Welfare**

Children involved in hotline reports	212
Children with substantiated abuse or neglect	22
Children with family assessments	103
Average monthly children in custody	3
Children adopted	0
Total Children's Services expenditures	\$0.1 mil
Average monthly children receiving subsidized child care <sup>(3)</sup>	249
Child care expenditures <sup>(3)</sup>	\$0.5 mil

**Youth Services**

Youths committed	14
Average monthly youths in DYS custody	34

(1) In September 2007 Medicaid/MC+ was renamed MO HealthNet

(2) Excludes Buy-In

(3) Includes subsidized block grant children in Family Centered Services/Alternative Care/Children's Treatment Services/Intensive In-Home Services, Adoption Subsidy, Income Maintenance unduplicated within each fund, across funds and county



**QUICK FACTS ABOUT DSS IN**

**Moniteau**

SFY-2007

**MO HealthNet<sup>(1)</sup>**

Number of people enrolled for MO HealthNet <sup>(1)</sup> services	1,768
MO HealthNet <sup>(1)</sup> dollars spent in state fiscal year 2007 <sup>(2)</sup>	\$11.0 mil
Estimated portion of \$11.0 mil that was federal dollars	\$6.8 mil
MO HealthNet <sup>(1)</sup> fee for service payments for inpatient hospital services	\$0.6 mil
MO HealthNet <sup>(1)</sup> fee for service payments for physician services	\$0.4 mil
MO HealthNet <sup>(1)</sup> fee for service payments for nursing home services	\$2.7 mil
MO HealthNet <sup>(1)</sup> fee for service payments for pharmacy services	\$1.1 mil
MO HealthNet <sup>(1)</sup> managed care payments	\$3.4 mil

**Family Support**

Child support collections (IV-D and non-IV-D)	\$1.5 mil
Average monthly temporary assistance families	65
Total temporary assistance payments	\$0.2 mil
Average monthly food stamp benefit recipients	1,646
Total food stamp benefits received	\$1.3 mil

**Child Welfare**

Children involved in hotline reports	173
Children with substantiated abuse or neglect	10
Children with family assessments	107
Average monthly children in custody	8
Children adopted	1
Total Children's Services expenditures	\$0.1 mil
Average monthly children receiving subsidized child care <sup>(3)</sup>	41
Child care expenditures <sup>(3)</sup>	\$0.1 mil

**Youth Services**

Youths committed	3
Average monthly youths in DYS custody	4

(1) In September 2007 Medicaid/MC+ was renamed MO HealthNet

(2) Excludes Buy-In

(3) Includes subsidized block grant children in Family Centered Services/Alternative Care/Children's Treatment Services/Intensive In-Home Services, Adoption Subsidy, Income Maintenance unduplicated within each fund, across funds and county



**QUICK FACTS ABOUT DSS IN**

**Monroe**

SFY-2007

**MO HealthNet<sup>(1)</sup>**

Number of people enrolled for MO HealthNet <sup>(1)</sup> services	1,061
MO HealthNet <sup>(1)</sup> dollars spent in state fiscal year 2007 <sup>(2)</sup>	\$7.7 mil
Estimated portion of \$7.7 mil that was federal dollars	\$4.7 mil
MO HealthNet <sup>(1)</sup> fee for service payments for inpatient hospital services	\$0.4 mil
MO HealthNet <sup>(1)</sup> fee for service payments for physician services	\$0.3 mil
MO HealthNet <sup>(1)</sup> fee for service payments for nursing home services	\$1.3 mil
MO HealthNet <sup>(1)</sup> fee for service payments for pharmacy services	\$0.8 mil
MO HealthNet <sup>(1)</sup> managed care payments	\$1.9 mil

**Family Support**

Child support collections (IV-D and non-IV-D)	\$1.0 mil
Average monthly temporary assistance families	24
Total temporary assistance payments	\$0.1 mil
Average monthly food stamp benefit recipients	918
Total food stamp benefits received	\$0.7 mil

**Child Welfare**

Children involved in hotline reports	95
Children with substantiated abuse or neglect	3
Children with family assessments	74
Average monthly children in custody	4
Children adopted	1
Total Children's Services expenditures	\$0.2 mil
Average monthly children receiving subsidized child care <sup>(3)</sup>	24
Child care expenditures <sup>(3)</sup>	\$49,719

**Youth Services**

Youths committed	3
Average monthly youths in DYS custody	2

(1) In September 2007 Medicaid/MC+ was renamed MO HealthNet

(2) Excludes Buy-In

(3) Includes subsidized block grant children in Family Centered Services/Alternative Care/Children's Treatment Services/Intensive In-Home Services, Adoption Subsidy, Income Maintenance unduplicated within each fund, across funds and county



**QUICK FACTS ABOUT DSS IN  
Montgomery**

SFY-2007

**MO HealthNet<sup>(1)</sup>**

Number of people enrolled for MO HealthNet <sup>(1)</sup> services	1,988
MO HealthNet <sup>(1)</sup> dollars spent in state fiscal year 2007 <sup>(2)</sup>	\$14.8 mil
Estimated portion of \$14.8 mil that was federal dollars	\$9.1 mil
MO HealthNet <sup>(1)</sup> fee for service payments for inpatient hospital services	\$1.1 mil
MO HealthNet <sup>(1)</sup> fee for service payments for physician services	\$0.7 mil
MO HealthNet <sup>(1)</sup> fee for service payments for nursing home services	\$4.5 mil
MO HealthNet <sup>(1)</sup> fee for service payments for pharmacy services	\$1.5 mil
MO HealthNet <sup>(1)</sup> managed care payments	\$3.5 mil

**Family Support**

Child support collections (IV-D and non-IV-D)	\$1.5 mil
Average monthly temporary assistance families	69
Total temporary assistance payments	\$0.2 mil
Average monthly food stamp benefit recipients	1,678
Total food stamp benefits received	\$1.4 mil

**Child Welfare**

Children involved in hotline reports	179
Children with substantiated abuse or neglect	16
Children with family assessments	70
Average monthly children in custody	45
Children adopted	7
Total Children's Services expenditures	\$0.5 mil
Average monthly children receiving subsidized child care <sup>(3)</sup>	25
Child care expenditures <sup>(3)</sup>	\$42,112

**Youth Services**

Youths committed	0
Average monthly youths in DYS custody	1

(1) In September 2007 Medicaid/MC+ was renamed MO HealthNet

(2) Excludes Buy-In

(3) Includes subsidized block grant children in Family Centered Services/Alternative Care/Children's Treatment Services/Intensive In-Home Services, Adoption Subsidy, Income Maintenance unduplicated within each fund, across funds and county



QUICK FACTS ABOUT DSS IN

# Morgan

SFY-2007

## MO HealthNet<sup>(1)</sup>

Number of people enrolled for MO HealthNet <sup>(1)</sup> services	3,685
MO HealthNet <sup>(1)</sup> dollars spent in state fiscal year 2007 <sup>(2)</sup>	\$18.5 mil
Estimated portion of \$18.5 mil that was federal dollars	\$11.4 mil
MO HealthNet <sup>(1)</sup> fee for service payments for inpatient hospital services	\$1.0 mil
MO HealthNet <sup>(1)</sup> fee for service payments for physician services	\$0.9 mil
MO HealthNet <sup>(1)</sup> fee for service payments for nursing home services	\$4.0 mil
MO HealthNet <sup>(1)</sup> fee for service payments for pharmacy services	\$1.9 mil
MO HealthNet <sup>(1)</sup> managed care payments	\$6.2 mil

## Family Support

Child support collections (IV-D and non-IV-D)	\$1.7 mil
Average monthly temporary assistance families	130
Total temporary assistance payments	\$0.4 mil
Average monthly food stamp benefit recipients	3,462
Total food stamp benefits received	\$2.7 mil

## Child Welfare

Children involved in hotline reports	298
Children with substantiated abuse or neglect	26
Children with family assessments	213
Average monthly children in custody	21
Children adopted	1
Total Children's Services expenditures	\$0.1 mil
Average monthly children receiving subsidized child care <sup>(3)</sup>	55
Child care expenditures <sup>(3)</sup>	\$0.1 mil

## Youth Services

Youths committed	6
Average monthly youths in DYS custody	8

(1) In September 2007 Medicaid/MC+ was renamed MO HealthNet

(2) Excludes Buy-In

(3) Includes subsidized block grant children in Family Centered Services/Alternative Care/Children's Treatment Services/Intensive In-Home Services, Adoption Subsidy, Income Maintenance unduplicated within each fund, across funds and county





**QUICK FACTS ABOUT DSS IN  
New Madrid**

SFY-2007

**MO HealthNet<sup>(1)</sup>**

Number of people enrolled for MO HealthNet <sup>(1)</sup> services	5,355
MO HealthNet <sup>(1)</sup> dollars spent in state fiscal year 2007 <sup>(2)</sup>	\$35.8 mil
Estimated portion of \$35.8 mil that was federal dollars	\$22.1 mil
MO HealthNet <sup>(1)</sup> fee for service payments for inpatient hospital services	\$4.4 mil
MO HealthNet <sup>(1)</sup> fee for service payments for physician services	\$3.8 mil
MO HealthNet <sup>(1)</sup> fee for service payments for nursing home services	\$6.9 mil
MO HealthNet <sup>(1)</sup> fee for service payments for pharmacy services	\$6.3 mil
MO HealthNet <sup>(1)</sup> managed care payments	na

**Family Support**

Child support collections (IV-D and non-IV-D)	\$3.6 mil
Average monthly temporary assistance families	320
Total temporary assistance payments	\$0.8 mil
Average monthly food stamp benefit recipients	5,428
Total food stamp benefits received	\$4.2 mil

**Child Welfare**

Children involved in hotline reports	313
Children with substantiated abuse or neglect	26
Children with family assessments	123
Average monthly children in custody	56
Children adopted	0
Total Children's Services expenditures	\$0.4 mil
Average monthly children receiving subsidized child care <sup>(3)</sup>	179
Child care expenditures <sup>(3)</sup>	\$0.4 mil

**Youth Services**

Youths committed	6
Average monthly youths in DYS custody	10

(1) In September 2007 Medicaid/MC+ was renamed MO HealthNet

(2) Excludes Buy-In

(3) Includes subsidized block grant children in Family Centered Services/Alternative Care/Children's Treatment Services/Intensive In-Home Services, Adoption Subsidy, Income Maintenance unduplicated within each fund, across funds and county



**QUICK FACTS ABOUT DSS IN**  
**Newton**

SFY-2007

**MO HealthNet<sup>(1)</sup>**

Number of people enrolled for MO HealthNet <sup>(1)</sup> services	8,300
MO HealthNet <sup>(1)</sup> dollars spent in state fiscal year 2007 <sup>(2)</sup>	\$41.9 mil
Estimated portion of \$41.9 mil that was federal dollars	\$25.8 mil
MO HealthNet <sup>(1)</sup> fee for service payments for inpatient hospital services	\$7.1 mil
MO HealthNet <sup>(1)</sup> fee for service payments for physician services	\$3.7 mil
MO HealthNet <sup>(1)</sup> fee for service payments for nursing home services	\$8.2 mil
MO HealthNet <sup>(1)</sup> fee for service payments for pharmacy services	\$7.0 mil
MO HealthNet <sup>(1)</sup> managed care payments	na

**Family Support**

Child support collections (IV-D and non-IV-D)	\$7.4 mil
Average monthly temporary assistance families	261
Total temporary assistance payments	\$0.7 mil
Average monthly food stamp benefit recipients	7,393
Total food stamp benefits received	\$5.9 mil

**Child Welfare**

Children involved in hotline reports	891
Children with substantiated abuse or neglect	105
Children with family assessments	398
Average monthly children in custody	166
Children adopted	28
Total Children's Services expenditures	\$2.6 mil
Average monthly children receiving subsidized child care <sup>(3)</sup>	219
Child care expenditures <sup>(3)</sup>	\$0.4 mil

**Youth Services**

Youths committed	30
Average monthly youths in DYS custody	31

(1) In September 2007 Medicaid/MC+ was renamed MO HealthNet

(2) Excludes Buy-In

(3) Includes subsidized block grant children in Family Centered Services/Alternative Care/Children's Treatment Services/Intensive In-Home Services, Adoption Subsidy, Income Maintenance unduplicated within each fund, across funds and county



**QUICK FACTS ABOUT DSS IN**

**Nodaway**

SFY-2007

**MO HealthNet<sup>(1)</sup>**

Number of people enrolled for MO HealthNet <sup>(1)</sup> services	1,646
MO HealthNet <sup>(1)</sup> dollars spent in state fiscal year 2007 <sup>(2)</sup>	\$12.9 mil
Estimated portion of \$12.9 mil that was federal dollars	\$7.9 mil
MO HealthNet <sup>(1)</sup> fee for service payments for inpatient hospital services	\$1.4 mil
MO HealthNet <sup>(1)</sup> fee for service payments for physician services	\$1.1 mil
MO HealthNet <sup>(1)</sup> fee for service payments for nursing home services	\$3.3 mil
MO HealthNet <sup>(1)</sup> fee for service payments for pharmacy services	\$1.6 mil
MO HealthNet <sup>(1)</sup> managed care payments	na

**Family Support**

Child support collections (IV-D and non-IV-D)	\$2.5 mil
Average monthly temporary assistance families	42
Total temporary assistance payments	\$0.1 mil
Average monthly food stamp benefit recipients	1,261
Total food stamp benefits received	\$0.9 mil

**Child Welfare**

Children involved in hotline reports	157
Children with substantiated abuse or neglect	5
Children with family assessments	99
Average monthly children in custody	26
Children adopted	10
Total Children's Services expenditures	\$0.4 mil
Average monthly children receiving subsidized child care <sup>(3)</sup>	17
Child care expenditures <sup>(3)</sup>	\$28,458

**Youth Services**

Youths committed	9
Average monthly youths in DYS custody	7

(1) In September 2007 Medicaid/MC+ was renamed MO HealthNet

(2) Excludes Buy-In

(3) Includes subsidized block grant children in Family Centered Services/Alternative Care/Children's Treatment Services/Intensive In-Home Services, Adoption Subsidy, Income Maintenance unduplicated within each fund, across funds and county



**QUICK FACTS ABOUT DSS IN**

**Oregon**

SFY-2007

**MO HealthNet<sup>(1)</sup>**

Number of people enrolled for MO HealthNet <sup>(1)</sup> services	2,613
MO HealthNet <sup>(1)</sup> dollars spent in state fiscal year 2007 <sup>(2)</sup>	\$16.5 mil
Estimated portion of \$16.5 mil that was federal dollars	\$10.1 mil
MO HealthNet <sup>(1)</sup> fee for service payments for inpatient hospital services	\$1.7 mil
MO HealthNet <sup>(1)</sup> fee for service payments for physician services	\$2.2 mil
MO HealthNet <sup>(1)</sup> fee for service payments for nursing home services	\$1.8 mil
MO HealthNet <sup>(1)</sup> fee for service payments for pharmacy services	\$2.7 mil
MO HealthNet <sup>(1)</sup> managed care payments	na

**Family Support**

Child support collections (IV-D and non-IV-D)	\$0.9 mil
Average monthly temporary assistance families	104
Total temporary assistance payments	\$0.3 mil
Average monthly food stamp benefit recipients	2,518
Total food stamp benefits received	\$1.9 mil

**Child Welfare**

Children involved in hotline reports	170
Children with substantiated abuse or neglect	15
Children with family assessments	82
Average monthly children in custody	29
Children adopted	0
Total Children's Services expenditures	\$0.6 mil
Average monthly children receiving subsidized child care <sup>(3)</sup>	53
Child care expenditures <sup>(3)</sup>	\$0.1 mil

**Youth Services**

Youths committed	1
Average monthly youths in DYS custody	2

(1) In September 2007 Medicaid/MC+ was renamed MO HealthNet

(2) Excludes Buy-In

(3) Includes subsidized block grant children in Family Centered Services/Alternative Care/Children's Treatment Services/Intensive In-Home Services, Adoption Subsidy, Income Maintenance unduplicated within each fund, across funds and county

OSAGE



**QUICK FACTS ABOUT DSS IN**

**Osage**

SFY-2007

**MO HealthNet<sup>(1)</sup>**

Number of people enrolled for MO HealthNet <sup>(1)</sup> services	1,148
MO HealthNet <sup>(1)</sup> dollars spent in state fiscal year 2007 <sup>(2)</sup>	\$8.0 mil
Estimated portion of \$8.0 mil that was federal dollars	\$4.9 mil
MO HealthNet <sup>(1)</sup> fee for service payments for inpatient hospital services	\$0.3 mil
MO HealthNet <sup>(1)</sup> fee for service payments for physician services	\$0.3 mil
MO HealthNet <sup>(1)</sup> fee for service payments for nursing home services	\$2.3 mil
MO HealthNet <sup>(1)</sup> fee for service payments for pharmacy services	\$0.9 mil
MO HealthNet <sup>(1)</sup> managed care payments	\$2.2 mil

**Family Support**

Child support collections (IV-D and non-IV-D)	\$0.8 mil
Average monthly temporary assistance families	19
Total temporary assistance payments	\$0.1 mil
Average monthly food stamp benefit recipients	903
Total food stamp benefits received	\$0.7 mil

**Child Welfare**

Children involved in hotline reports	126
Children with substantiated abuse or neglect	8
Children with family assessments	69
Average monthly children in custody	17
Children adopted	1
Total Children's Services expenditures	\$0.2 mil
Average monthly children receiving subsidized child care <sup>(3)</sup>	17
Child care expenditures <sup>(3)</sup>	\$41,963

**Youth Services**

Youths committed	7
Average monthly youths in DYS custody	7

(1) In September 2007 Medicaid/MC+ was renamed MO HealthNet

(2) Excludes Buy-In

(3) Includes subsidized block grant children in Family Centered Services/Alternative Care/Children's Treatment Services/Intensive In-Home Services, Adoption Subsidy, Income Maintenance unduplicated within each fund, across funds and county



**QUICK FACTS ABOUT DSS IN**

**Ozark**

SFY-2007

**MO HealthNet<sup>(1)</sup>**

Number of people enrolled for MO HealthNet <sup>(1)</sup> services	2,007
MO HealthNet <sup>(1)</sup> dollars spent in state fiscal year 2007 <sup>(2)</sup>	\$9.2 mil
Estimated portion of \$9.2 mil that was federal dollars	\$5.7 mil
MO HealthNet <sup>(1)</sup> fee for service payments for inpatient hospital services	\$1.3 mil
MO HealthNet <sup>(1)</sup> fee for service payments for physician services	\$1.6 mil
MO HealthNet <sup>(1)</sup> fee for service payments for nursing home services	\$1.4 mil
MO HealthNet <sup>(1)</sup> fee for service payments for pharmacy services	\$1.9 mil
MO HealthNet <sup>(1)</sup> managed care payments	na

**Family Support**

Child support collections (IV-D and non-IV-D)	\$0.7 mil
Average monthly temporary assistance families	91
Total temporary assistance payments	\$0.2 mil
Average monthly food stamp benefit recipients	2,010
Total food stamp benefits received	\$1.7 mil

**Child Welfare**

Children involved in hotline reports	136
Children with substantiated abuse or neglect	12
Children with family assessments	63
Average monthly children in custody	10
Children adopted	0
Total Children's Services expenditures	\$0.2 mil
Average monthly children receiving subsidized child care <sup>(3)</sup>	16
Child care expenditures <sup>(3)</sup>	\$30,599

**Youth Services**

Youths committed	1
Average monthly youths in DYS custody	1

(1) In September 2007 Medicaid/MC+ was renamed MO HealthNet

(2) Excludes Buy-In

(3) Includes subsidized block grant children in Family Centered Services/Alternative Care/Children's Treatment Services/Intensive In-Home Services, Adoption Subsidy, Income Maintenance unduplicated within each fund, across funds and county



**QUICK FACTS ABOUT DSS IN**  
**Pemiscot**

SFY-2007

**MO HealthNet<sup>(1)</sup>**

Number of people enrolled for MO HealthNet <sup>(1)</sup> services	7,062
MO HealthNet <sup>(1)</sup> dollars spent in state fiscal year 2007 <sup>(2)</sup>	\$45.1 mil
Estimated portion of \$45.1 mil that was federal dollars	\$27.8 mil
MO HealthNet <sup>(1)</sup> fee for service payments for inpatient hospital services	\$6.2 mil
MO HealthNet <sup>(1)</sup> fee for service payments for physician services	\$6.0 mil
MO HealthNet <sup>(1)</sup> fee for service payments for nursing home services	\$4.4 mil
MO HealthNet <sup>(1)</sup> fee for service payments for pharmacy services	\$7.6 mil
MO HealthNet <sup>(1)</sup> managed care payments	na

**Family Support**

Child support collections (IV-D and non-IV-D)	\$4.6 mil
Average monthly temporary assistance families	468
Total temporary assistance payments	\$1.3 mil
Average monthly food stamp benefit recipients	7,762
Total food stamp benefits received	\$6.3 mil

**Child Welfare**

Children involved in hotline reports	518
Children with substantiated abuse or neglect	28
Children with family assessments	242
Average monthly children in custody	49
Children adopted	6
Total Children's Services expenditures	\$0.8 mil
Average monthly children receiving subsidized child care <sup>(3)</sup>	237
Child care expenditures <sup>(3)</sup>	\$0.5 mil

**Youth Services**

Youths committed	7
Average monthly youths in DYS custody	13

(1) In September 2007 Medicaid/MC+ was renamed MO HealthNet

(2) Excludes Buy-In

(3) Includes subsidized block grant children in Family Centered Services/Alternative Care/Children's Treatment Services/Intensive In-Home Services, Adoption Subsidy, Income Maintenance unduplicated within each fund, across funds and county



**QUICK FACTS ABOUT DSS IN**

**Perry**

SFY-2007

**MO HealthNet<sup>(1)</sup>**

Number of people enrolled for MO HealthNet <sup>(1)</sup> services	2,342
MO HealthNet <sup>(1)</sup> dollars spent in state fiscal year 2007 <sup>(2)</sup>	\$17.2 mil
Estimated portion of \$17.2 mil that was federal dollars	\$10.6 mil
MO HealthNet <sup>(1)</sup> fee for service payments for inpatient hospital services	\$2.1 mil
MO HealthNet <sup>(1)</sup> fee for service payments for physician services	\$1.3 mil
MO HealthNet <sup>(1)</sup> fee for service payments for nursing home services	\$3.5 mil
MO HealthNet <sup>(1)</sup> fee for service payments for pharmacy services	\$2.4 mil
MO HealthNet <sup>(1)</sup> managed care payments	na

**Family Support**

Child support collections (IV-D and non-IV-D)	\$2.5 mil
Average monthly temporary assistance families	67
Total temporary assistance payments	\$0.2 mil
Average monthly food stamp benefit recipients	2,209
Total food stamp benefits received	\$1.8 mil

**Child Welfare**

Children involved in hotline reports	193
Children with substantiated abuse or neglect	20
Children with family assessments	119
Average monthly children in custody	10
Children adopted	0
Total Children's Services expenditures	\$0.2 mil
Average monthly children receiving subsidized child care <sup>(3)</sup>	65
Child care expenditures <sup>(3)</sup>	\$0.1 mil

**Youth Services**

Youths committed	7
Average monthly youths in DYS custody	7

(1) In September 2007 Medicaid/MC+ was renamed MO HealthNet

(2) Excludes Buy-In

(3) Includes subsidized block grant children in Family Centered Services/Alternative Care/Children's Treatment Services/Intensive In-Home Services, Adoption Subsidy, Income Maintenance unduplicated within each fund, across funds and county





**QUICK FACTS ABOUT DSS IN**  
**Pettis**

SFY-2007

**MO HealthNet<sup>(1)</sup>**

Number of people enrolled for MO HealthNet <sup>(1)</sup> services	7,250
MO HealthNet <sup>(1)</sup> dollars spent in state fiscal year 2007 <sup>(2)</sup>	\$43.3 mil
Estimated portion of \$43.3 mil that was federal dollars	\$26.7 mil
MO HealthNet <sup>(1)</sup> fee for service payments for inpatient hospital services	\$3.1 mil
MO HealthNet <sup>(1)</sup> fee for service payments for physician services	\$1.5 mil
MO HealthNet <sup>(1)</sup> fee for service payments for nursing home services	\$7.4 mil
MO HealthNet <sup>(1)</sup> fee for service payments for pharmacy services	\$4.4 mil
MO HealthNet <sup>(1)</sup> managed care payments	\$12.5 mil

**Family Support**

Child support collections (IV-D and non-IV-D)	\$7.1 mil
Average monthly temporary assistance families	369
Total temporary assistance payments	\$1.1 mil
Average monthly food stamp benefit recipients	7,165
Total food stamp benefits received	\$5.8 mil

**Child Welfare**

Children involved in hotline reports	801
Children with substantiated abuse or neglect	55
Children with family assessments	381
Average monthly children in custody	75
Children adopted	15
Total Children's Services expenditures	\$0.9 mil
Average monthly children receiving subsidized child care <sup>(3)</sup>	211
Child care expenditures <sup>(3)</sup>	\$0.5 mil

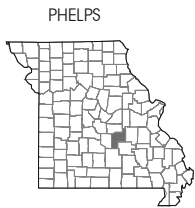
**Youth Services**

Youths committed	12
Average monthly youths in DYS custody	20

(1) In September 2007 Medicaid/MC+ was renamed MO HealthNet

(2) Excludes Buy-In

(3) Includes subsidized block grant children in Family Centered Services/Alternative Care/Children's Treatment Services/Intensive In-Home Services, Adoption Subsidy, Income Maintenance unduplicated within each fund, across funds and county



**QUICK FACTS ABOUT DSS IN**  
**Phelps**

SFY-2007

**MO HealthNet<sup>(1)</sup>**

Number of people enrolled for MO HealthNet <sup>(1)</sup> services	6,692
MO HealthNet <sup>(1)</sup> dollars spent in state fiscal year 2007 <sup>(2)</sup>	\$44.2 mil
Estimated portion of \$44.2 mil that was federal dollars	\$27.2 mil
MO HealthNet <sup>(1)</sup> fee for service payments for inpatient hospital services	\$6.3 mil
MO HealthNet <sup>(1)</sup> fee for service payments for physician services	\$4.1 mil
MO HealthNet <sup>(1)</sup> fee for service payments for nursing home services	\$5.8 mil
MO HealthNet <sup>(1)</sup> fee for service payments for pharmacy services	\$6.9 mil
MO HealthNet <sup>(1)</sup> managed care payments	na

**Family Support**

Child support collections (IV-D and non-IV-D)	\$5.1 mil
Average monthly temporary assistance families	289
Total temporary assistance payments	\$0.8 mil
Average monthly food stamp benefit recipients	5,806
Total food stamp benefits received	\$4.7 mil

**Child Welfare**

Children involved in hotline reports	613
Children with substantiated abuse or neglect	68
Children with family assessments	312
Average monthly children in custody	138
Children adopted	7
Total Children's Services expenditures	\$1.7 mil
Average monthly children receiving subsidized child care <sup>(3)</sup>	164
Child care expenditures <sup>(3)</sup>	\$0.4 mil

**Youth Services**

Youths committed	6
Average monthly youths in DYS custody	9

(1) In September 2007 Medicaid/MC+ was renamed MO HealthNet

(2) Excludes Buy-In

(3) Includes subsidized block grant children in Family Centered Services/Alternative Care/Children's Treatment Services/Intensive In-Home Services, Adoption Subsidy, Income Maintenance unduplicated within each fund, across funds and county



**QUICK FACTS ABOUT DSS IN**

**Pike**

**MO HealthNet<sup>(1)</sup>**

Number of people enrolled for MO HealthNet <sup>(1)</sup> services	2,616
MO HealthNet <sup>(1)</sup> dollars spent in state fiscal year 2007 <sup>(2)</sup>	\$19.1 mil
Estimated portion of \$19.1 mil that was federal dollars	\$11.8 mil
MO HealthNet <sup>(1)</sup> fee for service payments for inpatient hospital services	\$2.2 mil
MO HealthNet <sup>(1)</sup> fee for service payments for physician services	\$1.8 mil
MO HealthNet <sup>(1)</sup> fee for service payments for nursing home services	\$3.0 mil
MO HealthNet <sup>(1)</sup> fee for service payments for pharmacy services	\$2.9 mil
MO HealthNet <sup>(1)</sup> managed care payments	na

**Family Support**

Child support collections (IV-D and non-IV-D)	\$2.3 mil
Average monthly temporary assistance families	105
Total temporary assistance payments	\$0.3 mil
Average monthly food stamp benefit recipients	2,463
Total food stamp benefits received	\$1.9 mil

**Child Welfare**

Children involved in hotline reports	277
Children with substantiated abuse or neglect	34
Children with family assessments	155
Average monthly children in custody	36
Children adopted	0
Total Children's Services expenditures	\$0.3 mil
Average monthly children receiving subsidized child care <sup>(3)</sup>	40
Child care expenditures <sup>(3)</sup>	\$0.1 mil

**Youth Services**

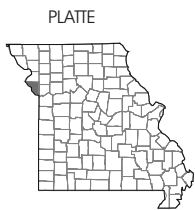
Youths committed	4
Average monthly youths in DYS custody	10

SFY-2007

(1) In September 2007 Medicaid/MC+ was renamed MO HealthNet

(2) Excludes Buy-In

(3) Includes subsidized block grant children in Family Centered Services/Alternative Care/Children's Treatment Services/Intensive In-Home Services, Adoption Subsidy, Income Maintenance unduplicated within each fund, across funds and county



**QUICK FACTS ABOUT DSS IN**  
**Platte**

SFY-2007

**MO HealthNet<sup>(1)</sup>**

Number of people enrolled for MO HealthNet <sup>(1)</sup> services	4,571
MO HealthNet <sup>(1)</sup> dollars spent in state fiscal year 2007 <sup>(2)</sup>	\$28.4 mil
Estimated portion of \$28.4 mil that was federal dollars	\$17.5 mil
MO HealthNet <sup>(1)</sup> fee for service payments for inpatient hospital services	\$2.2 mil
MO HealthNet <sup>(1)</sup> fee for service payments for physician services	\$0.9 mil
MO HealthNet <sup>(1)</sup> fee for service payments for nursing home services	\$5.1 mil
MO HealthNet <sup>(1)</sup> fee for service payments for pharmacy services	\$2.2 mil
MO HealthNet <sup>(1)</sup> managed care payments	\$9.0 mil

**Family Support**

Child support collections (IV-D and non-IV-D)	\$11.6 mil
Average monthly temporary assistance families	259
Total temporary assistance payments	\$0.7 mil
Average monthly food stamp benefit recipients	4,112
Total food stamp benefits received	\$4.0 mil

**Child Welfare**

Children involved in hotline reports	696
Children with substantiated abuse or neglect	85
Children with family assessments	385
Average monthly children in custody	23
Children adopted	1
Total Children's Services expenditures	\$0.3 mil
Average monthly children receiving subsidized child care <sup>(3)</sup>	144
Child care expenditures <sup>(3)</sup>	\$0.6 mil

**Youth Services**

Youths committed	12
Average monthly youths in DYS custody	21

(1) In September 2007 Medicaid/MC+ was renamed MO HealthNet

(2) Excludes Buy-In

(3) Includes subsidized block grant children in Family Centered Services/Alternative Care/Children's Treatment Services/Intensive In-Home Services, Adoption Subsidy, Income Maintenance unduplicated within each fund, across funds and county



**QUICK FACTS ABOUT DSS IN**

**Polk**

SFY-2007

**MO HealthNet<sup>(1)</sup>**

Number of people enrolled for MO HealthNet <sup>(1)</sup> services	5,643
MO HealthNet <sup>(1)</sup> dollars spent in state fiscal year 2007 <sup>(2)</sup>	\$35.4 mil
Estimated portion of \$35.4 mil that was federal dollars	\$21.8 mil
MO HealthNet <sup>(1)</sup> fee for service payments for inpatient hospital services	\$3.7 mil
MO HealthNet <sup>(1)</sup> fee for service payments for physician services	\$3.9 mil
MO HealthNet <sup>(1)</sup> fee for service payments for nursing home services	\$5.9 mil
MO HealthNet <sup>(1)</sup> fee for service payments for pharmacy services	\$5.5 mil
MO HealthNet <sup>(1)</sup> managed care payments	na

**Family Support**

Child support collections (IV-D and non-IV-D)	\$2.8 mil
Average monthly temporary assistance families	237
Total temporary assistance payments	\$0.7 mil
Average monthly food stamp benefit recipients	5,519
Total food stamp benefits received	\$4.9 mil

**Child Welfare**

Children involved in hotline reports	548
Children with substantiated abuse or neglect	44
Children with family assessments	291
Average monthly children in custody	30
Children adopted	5
Total Children's Services expenditures	\$0.7 mil
Average monthly children receiving subsidized child care <sup>(3)</sup>	115
Child care expenditures <sup>(3)</sup>	\$0.2 mil

**Youth Services**

Youths committed	12
Average monthly youths in DYS custody	11

(1) In September 2007 Medicaid/MC+ was renamed MO HealthNet

(2) Excludes Buy-In

(3) Includes subsidized block grant children in Family Centered Services/Alternative Care/Children's Treatment Services/Intensive In-Home Services, Adoption Subsidy, Income Maintenance unduplicated within each fund, across funds and county



**QUICK FACTS ABOUT DSS IN**  
**Pulaski**

SFY-2007

**MO HealthNet<sup>(1)</sup>**

Number of people enrolled for MO HealthNet <sup>(1)</sup> services	4,754
MO HealthNet <sup>(1)</sup> dollars spent in state fiscal year 2007 <sup>(2)</sup>	\$25.1 mil
Estimated portion of \$25.1 mil that was federal dollars	\$15.4 mil
MO HealthNet <sup>(1)</sup> fee for service payments for inpatient hospital services	\$4.0 mil
MO HealthNet <sup>(1)</sup> fee for service payments for physician services	\$3.5 mil
MO HealthNet <sup>(1)</sup> fee for service payments for nursing home services	\$3.6 mil
MO HealthNet <sup>(1)</sup> fee for service payments for pharmacy services	\$4.2 mil
MO HealthNet <sup>(1)</sup> managed care payments	na

**Family Support**

Child support collections (IV-D and non-IV-D)	\$6.3 mil
Average monthly temporary assistance families	206
Total temporary assistance payments	\$0.6 mil
Average monthly food stamp benefit recipients	4,702
Total food stamp benefits received	\$4.1 mil

**Child Welfare**

Children involved in hotline reports	516
Children with substantiated abuse or neglect	73
Children with family assessments	257
Average monthly children in custody	91
Children adopted	15
Total Children's Services expenditures	\$1.4 mil
Average monthly children receiving subsidized child care <sup>(3)</sup>	95
Child care expenditures <sup>(3)</sup>	\$0.2 mil

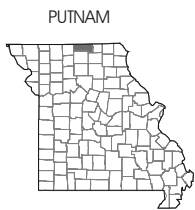
**Youth Services**

Youths committed	6
Average monthly youths in DYS custody	12

(1) In September 2007 Medicaid/MC+ was renamed MO HealthNet

(2) Excludes Buy-In

(3) Includes subsidized block grant children in Family Centered Services/Alternative Care/Children's Treatment Services/Intensive In-Home Services, Adoption Subsidy, Income Maintenance unduplicated within each fund, across funds and county



**QUICK FACTS ABOUT DSS IN**  
**Putnam**

SFY-2007

**MO HealthNet<sup>(1)</sup>**

Number of people enrolled for MO HealthNet <sup>(1)</sup> services	878
MO HealthNet <sup>(1)</sup> dollars spent in state fiscal year 2007 <sup>(2)</sup>	\$4.7 mil
Estimated portion of \$4.7 mil that was federal dollars	\$2.9 mil
MO HealthNet <sup>(1)</sup> fee for service payments for inpatient hospital services	\$0.5 mil
MO HealthNet <sup>(1)</sup> fee for service payments for physician services	\$0.6 mil
MO HealthNet <sup>(1)</sup> fee for service payments for nursing home services	\$0.8 mil
MO HealthNet <sup>(1)</sup> fee for service payments for pharmacy services	\$0.7 mil
MO HealthNet <sup>(1)</sup> managed care payments	na

**Family Support**

Child support collections (IV-D and non-IV-D)	\$0.6 mil
Average monthly temporary assistance families	23
Total temporary assistance payments	\$0.1 mil
Average monthly food stamp benefit recipients	696
Total food stamp benefits received	\$0.6 mil

**Child Welfare**

Children involved in hotline reports	50
Children with substantiated abuse or neglect	5
Children with family assessments	27
Average monthly children in custody	13
Children adopted	2
Total Children's Services expenditures	\$0.3 mil
Average monthly children receiving subsidized child care <sup>(3)</sup>	15
Child care expenditures <sup>(3)</sup>	\$19,561

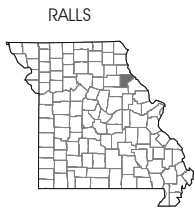
**Youth Services**

Youths committed	0
Average monthly youths in DYS custody	1

(1) In September 2007 Medicaid/MC+ was renamed MO HealthNet

(2) Excludes Buy-In

(3) Includes subsidized block grant children in Family Centered Services/Alternative Care/Children's Treatment Services/Intensive In-Home Services, Adoption Subsidy, Income Maintenance unduplicated within each fund, across funds and county



**QUICK FACTS ABOUT DSS IN**

**Ralls**

SFY-2007

**MO HealthNet<sup>(1)</sup>**

Number of people enrolled for MO HealthNet <sup>(1)</sup> services	1,126
MO HealthNet <sup>(1)</sup> dollars spent in state fiscal year 2007 <sup>(2)</sup>	\$7.1 mil
Estimated portion of \$7.1 mil that was federal dollars	\$4.3 mil
MO HealthNet <sup>(1)</sup> fee for service payments for inpatient hospital services	\$0.7 mil
MO HealthNet <sup>(1)</sup> fee for service payments for physician services	\$0.6 mil
MO HealthNet <sup>(1)</sup> fee for service payments for nursing home services	\$0.8 mil
MO HealthNet <sup>(1)</sup> fee for service payments for pharmacy services	\$1.2 mil
MO HealthNet <sup>(1)</sup> managed care payments	na

**Family Support**

Child support collections (IV-D and non-IV-D)	\$1.2 mil
Average monthly temporary assistance families	35
Total temporary assistance payments	\$0.1 mil
Average monthly food stamp benefit recipients	1,007
Total food stamp benefits received	\$0.8 mil

**Child Welfare**

Children involved in hotline reports	72
Children with substantiated abuse or neglect	7
Children with family assessments	50
Average monthly children in custody	3
Children adopted	2
Total Children's Services expenditures	\$0.1 mil
Average monthly children receiving subsidized child care <sup>(3)</sup>	18
Child care expenditures <sup>(3)</sup>	\$29,539

**Youth Services**

Youths committed	3
Average monthly youths in DYS custody	3

(1) In September 2007 Medicaid/MC+ was renamed MO HealthNet

(2) Excludes Buy-In

(3) Includes subsidized block grant children in Family Centered Services/Alternative Care/Children's Treatment Services/Intensive In-Home Services, Adoption Subsidy, Income Maintenance unduplicated within each fund, across funds and county





**QUICK FACTS ABOUT DSS IN**  
**Randolph**

SFY-2007

**MO HealthNet<sup>(1)</sup>**

Number of people enrolled for MO HealthNet <sup>(1)</sup> services	4,728
MO HealthNet <sup>(1)</sup> dollars spent in state fiscal year 2007 <sup>(2)</sup>	\$30.0 mil
Estimated portion of \$30.0 mil that was federal dollars	\$18.4 mil
MO HealthNet <sup>(1)</sup> fee for service payments for inpatient hospital services	\$2.1 mil
MO HealthNet <sup>(1)</sup> fee for service payments for physician services	\$1.4 mil
MO HealthNet <sup>(1)</sup> fee for service payments for nursing home services	\$6.5 mil
MO HealthNet <sup>(1)</sup> fee for service payments for pharmacy services	\$3.6 mil
MO HealthNet <sup>(1)</sup> managed care payments	\$8.1 mil

**Family Support**

Child support collections (IV-D and non-IV-D)	\$4.0 mil
Average monthly temporary assistance families	208
Total temporary assistance payments	\$0.6 mil
Average monthly food stamp benefit recipients	4,874
Total food stamp benefits received	\$4.0 mil

**Child Welfare**

Children involved in hotline reports	426
Children with substantiated abuse or neglect	61
Children with family assessments	218
Average monthly children in custody	66
Children adopted	5
Total Children's Services expenditures	\$1.1 mil
Average monthly children receiving subsidized child care <sup>(3)</sup>	245
Child care expenditures <sup>(3)</sup>	\$0.6 mil

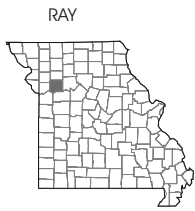
**Youth Services**

Youths committed	1
Average monthly youths in DYS custody	4

(1) In September 2007 Medicaid/MC+ was renamed MO HealthNet

(2) Excludes Buy-In

(3) Includes subsidized block grant children in Family Centered Services/Alternative Care/Children's Treatment Services/Intensive In-Home Services, Adoption Subsidy, Income Maintenance unduplicated within each fund, across funds and county



**QUICK FACTS ABOUT DSS IN**

**Ray**

SFY-2007

**MO HealthNet<sup>(1)</sup>**

Number of people enrolled for MO HealthNet <sup>(1)</sup> services	2,695
MO HealthNet <sup>(1)</sup> dollars spent in state fiscal year 2007 <sup>(2)</sup>	\$16.0 mil
Estimated portion of \$16.0 mil that was federal dollars	\$9.8 mil
MO HealthNet <sup>(1)</sup> fee for service payments for inpatient hospital services	\$1.1 mil
MO HealthNet <sup>(1)</sup> fee for service payments for physician services	\$0.6 mil
MO HealthNet <sup>(1)</sup> fee for service payments for nursing home services	\$3.4 mil
MO HealthNet <sup>(1)</sup> fee for service payments for pharmacy services	\$1.5 mil
MO HealthNet <sup>(1)</sup> managed care payments	\$4.9 mil

**Family Support**

Child support collections (IV-D and non-IV-D)	\$3.6 mil
Average monthly temporary assistance families	154
Total temporary assistance payments	\$0.4 mil
Average monthly food stamp benefit recipients	2,567
Total food stamp benefits received	\$2.1 mil

**Child Welfare**

Children involved in hotline reports	330
Children with substantiated abuse or neglect	43
Children with family assessments	187
Average monthly children in custody	17
Children adopted	5
Total Children's Services expenditures	\$0.4 mil
Average monthly children receiving subsidized child care <sup>(3)</sup>	69
Child care expenditures <sup>(3)</sup>	\$0.2 mil

**Youth Services**

Youths committed	11
Average monthly youths in DYS custody	10

(1) In September 2007 Medicaid/MC+ was renamed MO HealthNet

(2) Excludes Buy-In

(3) Includes subsidized block grant children in Family Centered Services/Alternative Care/Children's Treatment Services/Intensive In-Home Services, Adoption Subsidy, Income Maintenance unduplicated within each fund, across funds and county

REYNOLDS



**QUICK FACTS ABOUT DSS IN**

**Reynolds**

SFY-2007

**MO HealthNet<sup>(1)</sup>**

Number of people enrolled for MO HealthNet <sup>(1)</sup> services	1,692
MO HealthNet <sup>(1)</sup> dollars spent in state fiscal year 2007 <sup>(2)</sup>	\$16.6 mil
Estimated portion of \$16.6 mil that was federal dollars	\$10.3 mil
MO HealthNet <sup>(1)</sup> fee for service payments for inpatient hospital services	\$2.1 mil
MO HealthNet <sup>(1)</sup> fee for service payments for physician services	\$1.8 mil
MO HealthNet <sup>(1)</sup> fee for service payments for nursing home services	\$0.9 mil
MO HealthNet <sup>(1)</sup> fee for service payments for pharmacy services	\$2.3 mil
MO HealthNet <sup>(1)</sup> managed care payments	na

**Family Support**

Child support collections (IV-D and non-IV-D)	\$0.7 mil
Average monthly temporary assistance families	60
Total temporary assistance payments	\$0.2 mil
Average monthly food stamp benefit recipients	1,655
Total food stamp benefits received	\$1.3 mil

**Child Welfare**

Children involved in hotline reports	125
Children with substantiated abuse or neglect	5
Children with family assessments	78
Average monthly children in custody	12
Children adopted	0
Total Children's Services expenditures	\$0.3 mil
Average monthly children receiving subsidized child care <sup>(3)</sup>	14
Child care expenditures <sup>(3)</sup>	\$25,127

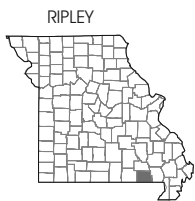
**Youth Services**

Youths committed	1
Average monthly youths in DYS custody	0

(1) In September 2007 Medicaid/MC+ was renamed MO HealthNet

(2) Excludes Buy-In

(3) Includes subsidized block grant children in Family Centered Services/Alternative Care/Children's Treatment Services/Intensive In-Home Services, Adoption Subsidy, Income Maintenance unduplicated within each fund, across funds and county



**QUICK FACTS ABOUT DSS IN**

**Ripley**

SFY-2007

**MO HealthNet<sup>(1)</sup>**

Number of people enrolled for MO HealthNet <sup>(1)</sup> services	4,415
MO HealthNet <sup>(1)</sup> dollars spent in state fiscal year 2007 <sup>(2)</sup>	\$28.2 mil
Estimated portion of \$28.2 mil that was federal dollars	\$17.4 mil
MO HealthNet <sup>(1)</sup> fee for service payments for inpatient hospital services	\$3.2 mil
MO HealthNet <sup>(1)</sup> fee for service payments for physician services	\$4.8 mil
MO HealthNet <sup>(1)</sup> fee for service payments for nursing home services	\$1.8 mil
MO HealthNet <sup>(1)</sup> fee for service payments for pharmacy services	\$5.2 mil
MO HealthNet <sup>(1)</sup> managed care payments	na

**Family Support**

Child support collections (IV-D and non-IV-D)	\$1.6 mil
Average monthly temporary assistance families	182
Total temporary assistance payments	\$0.5 mil
Average monthly food stamp benefit recipients	4,326
Total food stamp benefits received	\$3.4 mil

**Child Welfare**

Children involved in hotline reports	375
Children with substantiated abuse or neglect	17
Children with family assessments	215
Average monthly children in custody	29
Children adopted	3
Total Children's Services expenditures	\$0.5 mil
Average monthly children receiving subsidized child care <sup>(3)</sup>	101
Child care expenditures <sup>(3)</sup>	\$0.2 mil

**Youth Services**

Youths committed	2
Average monthly youths in DYS custody	8

(1) In September 2007 Medicaid/MC+ was renamed MO HealthNet

(2) Excludes Buy-In

(3) Includes subsidized block grant children in Family Centered Services/Alternative Care/Children's Treatment Services/Intensive In-Home Services, Adoption Subsidy, Income Maintenance unduplicated within each fund, across funds and county



**QUICK FACTS ABOUT DSS IN**

**Saline**

SFY-2007

**MO HealthNet<sup>(1)</sup>**

Number of people enrolled for MO HealthNet <sup>(1)</sup> services	3,902
MO HealthNet <sup>(1)</sup> dollars spent in state fiscal year 2007 <sup>(2)</sup>	\$48.3 mil
Estimated portion of \$48.3 mil that was federal dollars	\$29.8 mil
MO HealthNet <sup>(1)</sup> fee for service payments for inpatient hospital services	\$1.9 mil
MO HealthNet <sup>(1)</sup> fee for service payments for physician services	\$1.1 mil
MO HealthNet <sup>(1)</sup> fee for service payments for nursing home services	\$4.5 mil
MO HealthNet <sup>(1)</sup> fee for service payments for pharmacy services	\$3.3 mil
MO HealthNet <sup>(1)</sup> managed care payments	\$6.8 mil

**Family Support**

Child support collections (IV-D and non-IV-D)	\$3.5 mil
Average monthly temporary assistance families	190
Total temporary assistance payments	\$0.5 mil
Average monthly food stamp benefit recipients	3,516
Total food stamp benefits received	\$2.7 mil

**Child Welfare**

Children involved in hotline reports	301
Children with substantiated abuse or neglect	57
Children with family assessments	177
Average monthly children in custody	72
Children adopted	11
Total Children's Services expenditures	\$1.3 mil
Average monthly children receiving subsidized child care <sup>(3)</sup>	125
Child care expenditures <sup>(3)</sup>	\$0.3 mil

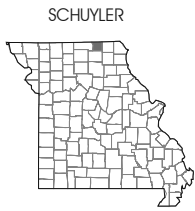
**Youth Services**

Youths committed	7
Average monthly youths in DYS custody	6

(1) In September 2007 Medicaid/MC+ was renamed MO HealthNet

(2) Excludes Buy-In

(3) Includes subsidized block grant children in Family Centered Services/Alternative Care/Children's Treatment Services/Intensive In-Home Services, Adoption Subsidy, Income Maintenance unduplicated within each fund, across funds and county



**QUICK FACTS ABOUT DSS IN**  
**Schuyler**

SFY-2007

**MO HealthNet<sup>(1)</sup>**

Number of people enrolled for MO HealthNet <sup>(1)</sup> services	700
MO HealthNet <sup>(1)</sup> dollars spent in state fiscal year 2007 <sup>(2)</sup>	\$4.1 mil
Estimated portion of \$4.1 mil that was federal dollars	\$2.5 mil
MO HealthNet <sup>(1)</sup> fee for service payments for inpatient hospital services	\$0.5 mil
MO HealthNet <sup>(1)</sup> fee for service payments for physician services	\$0.6 mil
MO HealthNet <sup>(1)</sup> fee for service payments for nursing home services	\$0.7 mil
MO HealthNet <sup>(1)</sup> fee for service payments for pharmacy services	\$0.7 mil
MO HealthNet <sup>(1)</sup> managed care payments	na

**Family Support**

Child support collections (IV-D and non-IV-D)	\$0.6 mil
Average monthly temporary assistance families	13
Total temporary assistance payments	\$35,330
Average monthly food stamp benefit recipients	543
Total food stamp benefits received	\$0.4 mil

**Child Welfare**

Children involved in hotline reports	60
Children with substantiated abuse or neglect	11
Children with family assessments	29
Average monthly children in custody	11
Children adopted	1
Total Children's Services expenditures	\$0.2 mil
Average monthly children receiving subsidized child care <sup>(3)</sup>	15
Child care expenditures <sup>(3)</sup>	\$26,565

**Youth Services**

Youths committed	0
Average monthly youths in DYS custody	0

(1) In September 2007 Medicaid/MC+ was renamed MO HealthNet

(2) Excludes Buy-In

(3) Includes subsidized block grant children in Family Centered Services/Alternative Care/Children's Treatment Services/Intensive In-Home Services, Adoption Subsidy, Income Maintenance unduplicated within each fund, across funds and county



**QUICK FACTS ABOUT DSS IN  
Scotland**

SFY-2007

**MO HealthNet<sup>(1)</sup>**

Number of people enrolled for MO HealthNet <sup>(1)</sup> services	628
MO HealthNet <sup>(1)</sup> dollars spent in state fiscal year 2007 <sup>(2)</sup>	\$4.4 mil
Estimated portion of \$4.4 mil that was federal dollars	\$2.7 mil
MO HealthNet <sup>(1)</sup> fee for service payments for inpatient hospital services	\$0.4 mil
MO HealthNet <sup>(1)</sup> fee for service payments for physician services	\$0.5 mil
MO HealthNet <sup>(1)</sup> fee for service payments for nursing home services	\$1.5 mil
MO HealthNet <sup>(1)</sup> fee for service payments for pharmacy services	\$0.6 mil
MO HealthNet <sup>(1)</sup> managed care payments	na

**Family Support**

Child support collections (IV-D and non-IV-D)	\$0.6 mil
Average monthly temporary assistance families	11
Total temporary assistance payments	\$30,141
Average monthly food stamp benefit recipients	433
Total food stamp benefits received	\$0.3 mil

**Child Welfare**

Children involved in hotline reports	42
Children with substantiated abuse or neglect	5
Children with family assessments	30
Average monthly children in custody	14
Children adopted	0
Total Children's Services expenditures	\$0.2 mil
Average monthly children receiving subsidized child care <sup>(3)</sup>	13
Child care expenditures <sup>(3)</sup>	\$22,539

**Youth Services**

Youths committed	0
Average monthly youths in DYS custody	0

(1) In September 2007 Medicaid/MC+ was renamed MO HealthNet

(2) Excludes Buy-In

(3) Includes subsidized block grant children in Family Centered Services/Alternative Care/Children's Treatment Services/Intensive In-Home Services, Adoption Subsidy, Income Maintenance unduplicated within each fund, across funds and county



**QUICK FACTS ABOUT DSS IN**  
**Scott**

SFY-2007

**MO HealthNet<sup>(1)</sup>**

Number of people enrolled for MO HealthNet <sup>(1)</sup> services	9,483
MO HealthNet <sup>(1)</sup> dollars spent in state fiscal year 2007 <sup>(2)</sup>	\$59.1 mil
Estimated portion of \$59.1 mil that was federal dollars	\$36.4 mil
MO HealthNet <sup>(1)</sup> fee for service payments for inpatient hospital services	\$7.8 mil
MO HealthNet <sup>(1)</sup> fee for service payments for physician services	\$6.6 mil
MO HealthNet <sup>(1)</sup> fee for service payments for nursing home services	\$7.7 mil
MO HealthNet <sup>(1)</sup> fee for service payments for pharmacy services	\$9.8 mil
MO HealthNet <sup>(1)</sup> managed care payments	na

**Family Support**

Child support collections (IV-D and non-IV-D)	\$6.9 mil
Average monthly temporary assistance families	649
Total temporary assistance payments	\$1.7 mil
Average monthly food stamp benefit recipients	9,756
Total food stamp benefits received	\$8.0 mil

**Child Welfare**

Children involved in hotline reports	726
Children with substantiated abuse or neglect	63
Children with family assessments	335
Average monthly children in custody	56
Children adopted	9
Total Children's Services expenditures	\$1.4 mil
Average monthly children receiving subsidized child care <sup>(3)</sup>	429
Child care expenditures <sup>(3)</sup>	\$0.9 mil

**Youth Services**

Youths committed	24
Average monthly youths in DYS custody	34

(1) In September 2007 Medicaid/MC+ was renamed MO HealthNet

(2) Excludes Buy-In

(3) Includes subsidized block grant children in Family Centered Services/Alternative Care/Children's Treatment Services/Intensive In-Home Services, Adoption Subsidy, Income Maintenance unduplicated within each fund, across funds and county





SHANNON  
**QUICK FACTS ABOUT DSS IN**  
**Shannon**

SFY-2007

**MO HealthNet<sup>(1)</sup>**

Number of people enrolled for MO HealthNet <sup>(1)</sup> services	2,136
MO HealthNet <sup>(1)</sup> dollars spent in state fiscal year 2007 <sup>(2)</sup>	\$10.5 mil
Estimated portion of \$10.5 mil that was federal dollars	\$6.5 mil
MO HealthNet <sup>(1)</sup> fee for service payments for inpatient hospital services	\$1.2 mil
MO HealthNet <sup>(1)</sup> fee for service payments for physician services	\$1.6 mil
MO HealthNet <sup>(1)</sup> fee for service payments for nursing home services	\$1.3 mil
MO HealthNet <sup>(1)</sup> fee for service payments for pharmacy services	\$2.0 mil
MO HealthNet <sup>(1)</sup> managed care payments	na

**Family Support**

Child support collections (IV-D and non-IV-D)	\$0.8 mil
Average monthly temporary assistance families	65
Total temporary assistance payments	\$0.2 mil
Average monthly food stamp benefit recipients	2,107
Total food stamp benefits received	\$1.6 mil

**Child Welfare**

Children involved in hotline reports	146
Children with substantiated abuse or neglect	14
Children with family assessments	67
Average monthly children in custody	7
Children adopted	0
Total Children's Services expenditures	\$0.3 mil
Average monthly children receiving subsidized child care <sup>(3)</sup>	8
Child care expenditures <sup>(3)</sup>	\$15,843

**Youth Services**

Youths committed	1
Average monthly youths in DYS custody	1

(1) In September 2007 Medicaid/MC+ was renamed MO HealthNet

(2) Excludes Buy-In

(3) Includes subsidized block grant children in Family Centered Services/Alternative Care/Children's Treatment Services/Intensive In-Home Services, Adoption Subsidy, Income Maintenance unduplicated within each fund, across funds and county



**QUICK FACTS ABOUT DSS IN**

**Shelby**

SFY-2007

**MO HealthNet<sup>(1)</sup>**

Number of people enrolled for MO HealthNet <sup>(1)</sup> services	1,055
MO HealthNet <sup>(1)</sup> dollars spent in state fiscal year 2007 <sup>(2)</sup>	\$7.1 mil
Estimated portion of \$7.1 mil that was federal dollars	\$4.4 mil
MO HealthNet <sup>(1)</sup> fee for service payments for inpatient hospital services	\$1.0 mil
MO HealthNet <sup>(1)</sup> fee for service payments for physician services	\$0.8 mil
MO HealthNet <sup>(1)</sup> fee for service payments for nursing home services	\$1.8 mil
MO HealthNet <sup>(1)</sup> fee for service payments for pharmacy services	\$1.1 mil
MO HealthNet <sup>(1)</sup> managed care payments	na

**Family Support**

Child support collections (IV-D and non-IV-D)	\$0.8 mil
Average monthly temporary assistance families	30
Total temporary assistance payments	\$0.1 mil
Average monthly food stamp benefit recipients	907
Total food stamp benefits received	\$0.7 mil

**Child Welfare**

Children involved in hotline reports	129
Children with substantiated abuse or neglect	12
Children with family assessments	63
Average monthly children in custody	21
Children adopted	5
Total Children's Services expenditures	\$0.3 mil
Average monthly children receiving subsidized child care <sup>(3)</sup>	18
Child care expenditures <sup>(3)</sup>	\$27,414

**Youth Services**

Youths committed	4
Average monthly youths in DYS custody	5

(1) In September 2007 Medicaid/MC+ was renamed MO HealthNet

(2) Excludes Buy-In

(3) Includes subsidized block grant children in Family Centered Services/Alternative Care/Children's Treatment Services/Intensive In-Home Services, Adoption Subsidy, Income Maintenance unduplicated within each fund, across funds and county



**QUICK FACTS ABOUT DSS IN**  
**St. Charles**

SFY-2007

**MO HealthNet<sup>(1)</sup>**

Number of people enrolled for MO HealthNet <sup>(1)</sup> services	16,487
MO HealthNet <sup>(1)</sup> dollars spent in state fiscal year 2007 <sup>(2)</sup>	\$114.4 mil
Estimated portion of \$114.4 mil that was federal dollars	\$70.4 mil
MO HealthNet <sup>(1)</sup> fee for service payments for inpatient hospital services	\$9.0 mil
MO HealthNet <sup>(1)</sup> fee for service payments for physician services	\$3.3 mil
MO HealthNet <sup>(1)</sup> fee for service payments for nursing home services	\$13.5 mil
MO HealthNet <sup>(1)</sup> fee for service payments for pharmacy services	\$9.2 mil
MO HealthNet <sup>(1)</sup> managed care payments	\$29.8 mil

**Family Support**

Child support collections (IV-D and non-IV-D)	\$29.0 mil
Average monthly temporary assistance families	834
Total temporary assistance payments	\$2.3 mil
Average monthly food stamp benefit recipients	14,580
Total food stamp benefits received	\$14.5 mil

**Child Welfare**

Children involved in hotline reports	2,275
Children with substantiated abuse or neglect	253
Children with family assessments	1,106
Average monthly children in custody	195
Children adopted	22
Total Children's Services expenditures	\$3.2 mil
Average monthly children receiving subsidized child care <sup>(3)</sup>	992
Child care expenditures <sup>(3)</sup>	\$3.6 mil

**Youth Services**

Youths committed	62
Average monthly youths in DYS custody	76

(1) In September 2007 Medicaid/MC+ was renamed MO HealthNet

(2) Excludes Buy-In

(3) Includes subsidized block grant children in Family Centered Services/Alternative Care/Children's Treatment Services/Intensive In-Home Services, Adoption Subsidy, Income Maintenance unduplicated within each fund, across funds and county



**QUICK FACTS ABOUT DSS IN**  
**St. Clair**

SFY-2007

**MO HealthNet<sup>(1)</sup>**

Number of people enrolled for MO HealthNet <sup>(1)</sup> services	1,847
MO HealthNet <sup>(1)</sup> dollars spent in state fiscal year 2007 <sup>(2)</sup>	\$11.4 mil
Estimated portion of \$11.4 mil that was federal dollars	\$7.0 mil
MO HealthNet <sup>(1)</sup> fee for service payments for inpatient hospital services	\$1.1 mil
MO HealthNet <sup>(1)</sup> fee for service payments for physician services	\$0.6 mil
MO HealthNet <sup>(1)</sup> fee for service payments for nursing home services	\$2.1 mil
MO HealthNet <sup>(1)</sup> fee for service payments for pharmacy services	\$1.2 mil
MO HealthNet <sup>(1)</sup> managed care payments	\$2.9 mil

**Family Support**

Child support collections (IV-D and non-IV-D)	\$1.0 mil
Average monthly temporary assistance families	67
Total temporary assistance payments	\$0.2 mil
Average monthly food stamp benefit recipients	1,934
Total food stamp benefits received	\$1.5 mil

**Child Welfare**

Children involved in hotline reports	129
Children with substantiated abuse or neglect	12
Children with family assessments	67
Average monthly children in custody	21
Children adopted	9
Total Children's Services expenditures	\$0.6 mil
Average monthly children receiving subsidized child care <sup>(3)</sup>	13
Child care expenditures <sup>(3)</sup>	\$24,426

**Youth Services**

Youths committed	1
Average monthly youths in DYS custody	1

(1) In September 2007 Medicaid/MC+ was renamed MO HealthNet

(2) Excludes Buy-In

(3) Includes subsidized block grant children in Family Centered Services/Alternative Care/Children's Treatment Services/Intensive In-Home Services, Adoption Subsidy, Income Maintenance unduplicated within each fund, across funds and county

ST. FRANCOIS

**QUICK FACTS ABOUT DSS IN**

**St. Francois**



SFY-2007

**MO HealthNet<sup>(1)</sup>**

Number of people enrolled for MO HealthNet <sup>(1)</sup> services	10,900
MO HealthNet <sup>(1)</sup> dollars spent in state fiscal year 2007 <sup>(2)</sup>	\$68.5 mil
Estimated portion of \$68.5 mil that was federal dollars	\$42.2 mil
MO HealthNet <sup>(1)</sup> fee for service payments for inpatient hospital services	\$5.0 mil
MO HealthNet <sup>(1)</sup> fee for service payments for physician services	\$3.1 mil
MO HealthNet <sup>(1)</sup> fee for service payments for nursing home services	\$9.9 mil
MO HealthNet <sup>(1)</sup> fee for service payments for pharmacy services	\$9.7 mil
MO HealthNet <sup>(1)</sup> managed care payments	\$15.7 mil

**Family Support**

Child support collections (IV-D and non-IV-D)	\$8.7 mil
Average monthly temporary assistance families	559
Total temporary assistance payments	\$1.5 mil
Average monthly food stamp benefit recipients	11,444
Total food stamp benefits received	\$9.6 mil

**Child Welfare**

Children involved in hotline reports	1,024
Children with substantiated abuse or neglect	90
Children with family assessments	487
Average monthly children in custody	110
Children adopted	32
Total Children's Services expenditures	\$2.3 mil
Average monthly children receiving subsidized child care <sup>(3)</sup>	456
Child care expenditures <sup>(3)</sup>	\$0.9 mil

**Youth Services**

Youths committed	21
Average monthly youths in DYS custody	38

(1) In September 2007 Medicaid/MC+ was renamed MO HealthNet

(2) Excludes Buy-In

(3) Includes subsidized block grant children in Family Centered Services/Alternative Care/Children's Treatment Services/Intensive In-Home Services, Adoption Subsidy, Income Maintenance unduplicated within each fund, across funds and county



**QUICK FACTS ABOUT DSS IN**  
**St. Louis County**

SFY-2007

**MO HealthNet<sup>(1)</sup>**

Number of people enrolled for MO HealthNet <sup>(1)</sup> services	98,260
MO HealthNet <sup>(1)</sup> dollars spent in state fiscal year 2007 <sup>(2)</sup>	\$595.8 mil
Estimated portion of \$595.8 mil that was federal dollars	\$367.0 mil
MO HealthNet <sup>(1)</sup> fee for service payments for inpatient hospital services	\$59.3 mil
MO HealthNet <sup>(1)</sup> fee for service payments for physician services	\$22.8 mil
MO HealthNet <sup>(1)</sup> fee for service payments for nursing home services	\$125.9 mil
MO HealthNet <sup>(1)</sup> fee for service payments for pharmacy services	\$45.4 mil
MO HealthNet <sup>(1)</sup> managed care payments	\$155.2 mil

**Family Support**

Child support collections (IV-D and non-IV-D)	\$105.8 mil
Average monthly temporary assistance families	5,472
Total temporary assistance payments	\$15.3 mil
Average monthly food stamp benefit recipients	90,137
Total food stamp benefits received	\$96.6 mil

**Child Welfare**

Children involved in hotline reports	6,139
Children with substantiated abuse or neglect	549
Children with family assessments	3,380
Average monthly children in custody	1,021
Children adopted	102
Total Children's Services expenditures	\$16.7 mil
Average monthly children receiving subsidized child care <sup>(3)</sup>	8,933
Child care expenditures <sup>(3)</sup>	\$36.6 mil

**Youth Services**

Youths committed	97
Average monthly youths in DYS custody	117

(1) In September 2007 Medicaid/MC+ was renamed MO HealthNet

(2) Excludes Buy-In

(3) Includes subsidized block grant children in Family Centered Services/Alternative Care/Children's Treatment Services/Intensive In-Home Services, Adoption Subsidy, Income Maintenance unduplicated within each fund, across funds and county



**QUICK FACTS ABOUT DSS IN  
St. Louis City**

SFY-2007

**MO HealthNet<sup>(1)</sup>**

Number of people enrolled for MO HealthNet <sup>(1)</sup> services	91,231
MO HealthNet <sup>(1)</sup> dollars spent in state fiscal year 2007 <sup>(2)</sup>	\$501.3 mil
Estimated portion of \$501.3 mil that was federal dollars	\$308.7 mil
MO HealthNet <sup>(1)</sup> fee for service payments for inpatient hospital services	\$77.5 mil
MO HealthNet <sup>(1)</sup> fee for service payments for physician services	\$27.2 mil
MO HealthNet <sup>(1)</sup> fee for service payments for nursing home services	\$50.3 mil
MO HealthNet <sup>(1)</sup> fee for service payments for pharmacy services	\$48.0 mil
MO HealthNet <sup>(1)</sup> managed care payments	\$148.4 mil

**Family Support**

Child support collections (IV-D and non-IV-D)	\$56.0 mil
Average monthly temporary assistance families	6,997
Total temporary assistance payments	\$19.7 mil
Average monthly food stamp benefit recipients	107,021
Total food stamp benefits received	\$122.4 mil

**Child Welfare**

Children involved in hotline reports	5,181
Children with substantiated abuse or neglect	471
Children with family assessments	2,239
Average monthly children in custody	1,283
Children adopted	83
Total Children's Services expenditures	\$25.7 mil
Average monthly children receiving subsidized child care <sup>(3)</sup>	8,906
Child care expenditures <sup>(3)</sup>	\$38.1 mil

**Youth Services**

Youths committed	169
Average monthly youths in DYS custody	181

(1) In September 2007 Medicaid/MC+ was renamed MO HealthNet

(2) Excludes Buy-In

(3) Includes subsidized block grant children in Family Centered Services/Alternative Care/Children's Treatment Services/Intensive In-Home Services, Adoption Subsidy, Income Maintenance unduplicated within each fund, across funds and county



STE. GENEVIEVE **QUICK FACTS ABOUT DSS IN**  
**Ste. Genevieve**

SFY-2007

**MO HealthNet<sup>(1)</sup>**

Number of people enrolled for MO HealthNet <sup>(1)</sup> services	1,998
MO HealthNet <sup>(1)</sup> dollars spent in state fiscal year 2007 <sup>(2)</sup>	\$12.0 mil
Estimated portion of \$12.0 mil that was federal dollars	\$7.4 mil
MO HealthNet <sup>(1)</sup> fee for service payments for inpatient hospital services	\$0.9 mil
MO HealthNet <sup>(1)</sup> fee for service payments for physician services	\$0.6 mil
MO HealthNet <sup>(1)</sup> fee for service payments for nursing home services	\$1.8 mil
MO HealthNet <sup>(1)</sup> fee for service payments for pharmacy services	\$1.5 mil
MO HealthNet <sup>(1)</sup> managed care payments	\$2.9 mil

**Family Support**

Child support collections (IV-D and non-IV-D)	\$1.9 mil
Average monthly temporary assistance families	82
Total temporary assistance payments	\$0.2 mil
Average monthly food stamp benefit recipients	1,986
Total food stamp benefits received	\$1.7 mil

**Child Welfare**

Children involved in hotline reports	168
Children with substantiated abuse or neglect	12
Children with family assessments	91
Average monthly children in custody	12
Children adopted	0
Total Children's Services expenditures	\$0.1 mil
Average monthly children receiving subsidized child care <sup>(3)</sup>	80
Child care expenditures <sup>(3)</sup>	\$0.2 mil

**Youth Services**

Youths committed	12
Average monthly youths in DYS custody	9

(1) In September 2007 Medicaid/MC+ was renamed MO HealthNet

(2) Excludes Buy-In

(3) Includes subsidized block grant children in Family Centered Services/Alternative Care/Children's Treatment Services/Intensive In-Home Services, Adoption Subsidy, Income Maintenance unduplicated within each fund, across funds and county





STODDARD  
**QUICK FACTS ABOUT DSS IN**  
**Stoddard**

SFY-2007

**MO HealthNet<sup>(1)</sup>**

Number of people enrolled for MO HealthNet <sup>(1)</sup> services	6,477
MO HealthNet <sup>(1)</sup> dollars spent in state fiscal year 2007 <sup>(2)</sup>	\$43.3 mil
Estimated portion of \$43.3 mil that was federal dollars	\$26.7 mil
MO HealthNet <sup>(1)</sup> fee for service payments for inpatient hospital services	\$5.4 mil
MO HealthNet <sup>(1)</sup> fee for service payments for physician services	\$5.8 mil
MO HealthNet <sup>(1)</sup> fee for service payments for nursing home services	\$7.1 mil
MO HealthNet <sup>(1)</sup> fee for service payments for pharmacy services	\$7.8 mil
MO HealthNet <sup>(1)</sup> managed care payments	na

**Family Support**

Child support collections (IV-D and non-IV-D)	\$4.3 mil
Average monthly temporary assistance families	233
Total temporary assistance payments	\$0.6 mil
Average monthly food stamp benefit recipients	5,719
Total food stamp benefits received	\$4.4 mil

**Child Welfare**

Children involved in hotline reports	442
Children with substantiated abuse or neglect	74
Children with family assessments	230
Average monthly children in custody	165
Children adopted	14
Total Children's Services expenditures	\$1.4 mil
Average monthly children receiving subsidized child care <sup>(3)</sup>	98
Child care expenditures <sup>(3)</sup>	\$0.2 mil

**Youth Services**

Youths committed	1
Average monthly youths in DYS custody	5

(1) In September 2007 Medicaid/MC+ was renamed MO HealthNet

(2) Excludes Buy-In

(3) Includes subsidized block grant children in Family Centered Services/Alternative Care/Children's Treatment Services/Intensive In-Home Services, Adoption Subsidy, Income Maintenance unduplicated within each fund, across funds and county



**QUICK FACTS ABOUT DSS IN**

**Stone**

SFY-2007

**MO HealthNet<sup>(1)</sup>**

Number of people enrolled for MO HealthNet <sup>(1)</sup> services	4,474
MO HealthNet <sup>(1)</sup> dollars spent in state fiscal year 2007 <sup>(2)</sup>	\$21.1 mil
Estimated portion of \$21.1 mil that was federal dollars	\$13.0 mil
MO HealthNet <sup>(1)</sup> fee for service payments for inpatient hospital services	\$3.2 mil
MO HealthNet <sup>(1)</sup> fee for service payments for physician services	\$2.9 mil
MO HealthNet <sup>(1)</sup> fee for service payments for nursing home services	\$3.4 mil
MO HealthNet <sup>(1)</sup> fee for service payments for pharmacy services	\$4.5 mil
MO HealthNet <sup>(1)</sup> managed care payments	na

**Family Support**

Child support collections (IV-D and non-IV-D)	\$2.9 mil
Average monthly temporary assistance families	120
Total temporary assistance payments	\$0.3 mil
Average monthly food stamp benefit recipients	4,294
Total food stamp benefits received	\$3.7 mil

**Child Welfare**

Children involved in hotline reports	453
Children with substantiated abuse or neglect	31
Children with family assessments	205
Average monthly children in custody	91
Children adopted	13
Total Children's Services expenditures	\$1.2 mil
Average monthly children receiving subsidized child care <sup>(3)</sup>	60
Child care expenditures <sup>(3)</sup>	\$0.1 mil

**Youth Services**

Youths committed	2
Average monthly youths in DYS custody	3

(1) In September 2007 Medicaid/MC+ was renamed MO HealthNet

(2) Excludes Buy-In

(3) Includes subsidized block grant children in Family Centered Services/Alternative Care/Children's Treatment Services/Intensive In-Home Services, Adoption Subsidy, Income Maintenance unduplicated within each fund, across funds and county



**QUICK FACTS ABOUT DSS IN**  
**Sullivan**

SFY-2007

**MO HealthNet<sup>(1)</sup>**

Number of people enrolled for MO HealthNet <sup>(1)</sup> services	1,161
MO HealthNet <sup>(1)</sup> dollars spent in state fiscal year 2007 <sup>(2)</sup>	\$8.7 mil
Estimated portion of \$8.7 mil that was federal dollars	\$5.3 mil
MO HealthNet <sup>(1)</sup> fee for service payments for inpatient hospital services	\$1.3 mil
MO HealthNet <sup>(1)</sup> fee for service payments for physician services	\$1.1 mil
MO HealthNet <sup>(1)</sup> fee for service payments for nursing home services	\$1.9 mil
MO HealthNet <sup>(1)</sup> fee for service payments for pharmacy services	\$1.4 mil
MO HealthNet <sup>(1)</sup> managed care payments	na

**Family Support**

Child support collections (IV-D and non-IV-D)	\$0.9 mil
Average monthly temporary assistance families	40
Total temporary assistance payments	\$0.1 mil
Average monthly food stamp benefit recipients	1,117
Total food stamp benefits received	\$0.9 mil

**Child Welfare**

Children involved in hotline reports	100
Children with substantiated abuse or neglect	11
Children with family assessments	60
Average monthly children in custody	14
Children adopted	0
Total Children's Services expenditures	\$0.1 mil
Average monthly children receiving subsidized child care <sup>(3)</sup>	9
Child care expenditures <sup>(3)</sup>	\$19,598

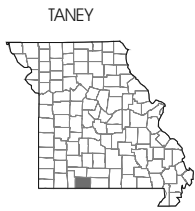
**Youth Services**

Youths committed	0
Average monthly youths in DYS custody	0

(1) In September 2007 Medicaid/MC+ was renamed MO HealthNet

(2) Excludes Buy-In

(3) Includes subsidized block grant children in Family Centered Services/Alternative Care/Children's Treatment Services/Intensive In-Home Services, Adoption Subsidy, Income Maintenance unduplicated within each fund, across funds and county



**QUICK FACTS ABOUT DSS IN**

**Taney**

SFY-2007

**MO HealthNet<sup>(1)</sup>**

Number of people enrolled for MO HealthNet <sup>(1)</sup> services	6,976
MO HealthNet <sup>(1)</sup> dollars spent in state fiscal year 2007 <sup>(2)</sup>	\$32.0 mil
Estimated portion of \$32.0 mil that was federal dollars	\$19.7 mil
MO HealthNet <sup>(1)</sup> fee for service payments for inpatient hospital services	\$5.3 mil
MO HealthNet <sup>(1)</sup> fee for service payments for physician services	\$4.2 mil
MO HealthNet <sup>(1)</sup> fee for service payments for nursing home services	\$4.5 mil
MO HealthNet <sup>(1)</sup> fee for service payments for pharmacy services	\$5.9 mil
MO HealthNet <sup>(1)</sup> managed care payments	na

**Family Support**

Child support collections (IV-D and non-IV-D)	\$5.2 mil
Average monthly temporary assistance families	182
Total temporary assistance payments	\$0.5 mil
Average monthly food stamp benefit recipients	6,228
Total food stamp benefits received	\$5.5 mil

**Child Welfare**

Children involved in hotline reports	855
Children with substantiated abuse or neglect	89
Children with family assessments	405
Average monthly children in custody	195
Children adopted	7
Total Children's Services expenditures	\$2.4 mil
Average monthly children receiving subsidized child care <sup>(3)</sup>	99
Child care expenditures <sup>(3)</sup>	\$0.2 mil

**Youth Services**

Youths committed	13
Average monthly youths in DYS custody	16

(1) In September 2007 Medicaid/MC+ was renamed MO HealthNet

(2) Excludes Buy-In

(3) Includes subsidized block grant children in Family Centered Services/Alternative Care/Children's Treatment Services/Intensive In-Home Services, Adoption Subsidy, Income Maintenance unduplicated within each fund, across funds and county



**QUICK FACTS ABOUT DSS IN**  
**Texas**

SFY-2007

**MO HealthNet<sup>(1)</sup>**

Number of people enrolled for MO HealthNet <sup>(1)</sup> services	4,727
MO HealthNet <sup>(1)</sup> dollars spent in state fiscal year 2007 <sup>(2)</sup>	\$23.9 mil
Estimated portion of \$23.9 mil that was federal dollars	\$14.7 mil
MO HealthNet <sup>(1)</sup> fee for service payments for inpatient hospital services	\$2.6 mil
MO HealthNet <sup>(1)</sup> fee for service payments for physician services	\$3.2 mil
MO HealthNet <sup>(1)</sup> fee for service payments for nursing home services	\$4.3 mil
MO HealthNet <sup>(1)</sup> fee for service payments for pharmacy services	\$4.3 mil
MO HealthNet <sup>(1)</sup> managed care payments	na

**Family Support**

Child support collections (IV-D and non-IV-D)	\$2.5 mil
Average monthly temporary assistance families	196
Total temporary assistance payments	\$0.6 mil
Average monthly food stamp benefit recipients	4,608
Total food stamp benefits received	\$3.6 mil

**Child Welfare**

Children involved in hotline reports	456
Children with substantiated abuse or neglect	66
Children with family assessments	179
Average monthly children in custody	67
Children adopted	9
Total Children's Services expenditures	\$0.9 mil
Average monthly children receiving subsidized child care <sup>(3)</sup>	75
Child care expenditures <sup>(3)</sup>	\$0.2 mil

**Youth Services**

Youths committed	6
Average monthly youths in DYS custody	10

(1) In September 2007 Medicaid/MC+ was renamed MO HealthNet

(2) Excludes Buy-In

(3) Includes subsidized block grant children in Family Centered Services/Alternative Care/Children's Treatment Services/Intensive In-Home Services, Adoption Subsidy, Income Maintenance unduplicated within each fund, across funds and county



**QUICK FACTS ABOUT DSS IN**  
**Vernon**

SFY-2007

**MO HealthNet<sup>(1)</sup>**

Number of people enrolled for MO HealthNet <sup>(1)</sup> services	3,961
MO HealthNet <sup>(1)</sup> dollars spent in state fiscal year 2007 <sup>(2)</sup>	\$41.3 mil
Estimated portion of \$41.3 mil that was federal dollars	\$25.4 mil
MO HealthNet <sup>(1)</sup> fee for service payments for inpatient hospital services	\$4.1 mil
MO HealthNet <sup>(1)</sup> fee for service payments for physician services	\$2.4 mil
MO HealthNet <sup>(1)</sup> fee for service payments for nursing home services	\$5.9 mil
MO HealthNet <sup>(1)</sup> fee for service payments for pharmacy services	\$4.5 mil
MO HealthNet <sup>(1)</sup> managed care payments	na

**Family Support**

Child support collections (IV-D and non-IV-D)	\$3.4 mil
Average monthly temporary assistance families	155
Total temporary assistance payments	\$0.4 mil
Average monthly food stamp benefit recipients	3,706
Total food stamp benefits received	\$3.0 mil

**Child Welfare**

Children involved in hotline reports	407
Children with substantiated abuse or neglect	36
Children with family assessments	229
Average monthly children in custody	24
Children adopted	0
Total Children's Services expenditures	\$0.2 mil
Average monthly children receiving subsidized child care <sup>(3)</sup>	89
Child care expenditures <sup>(3)</sup>	\$0.2 mil

**Youth Services**

Youths committed	5
Average monthly youths in DYS custody	8

(1) In September 2007 Medicaid/MC+ was renamed MO HealthNet

(2) Excludes Buy-In

(3) Includes subsidized block grant children in Family Centered Services/Alternative Care/Children's Treatment Services/Intensive In-Home Services, Adoption Subsidy, Income Maintenance unduplicated within each fund, across funds and county



**QUICK FACTS ABOUT DSS IN**  
**Warren**

SFY-2007

**MO HealthNet<sup>(1)</sup>**

Number of people enrolled for MO HealthNet <sup>(1)</sup> services	3,419
MO HealthNet <sup>(1)</sup> dollars spent in state fiscal year 2007 <sup>(2)</sup>	\$18.5 mil
Estimated portion of \$18.5 mil that was federal dollars	\$11.4 mil
MO HealthNet <sup>(1)</sup> fee for service payments for inpatient hospital services	\$1.1 mil
MO HealthNet <sup>(1)</sup> fee for service payments for physician services	\$0.6 mil
MO HealthNet <sup>(1)</sup> fee for service payments for nursing home services	\$0.9 mil
MO HealthNet <sup>(1)</sup> fee for service payments for pharmacy services	\$1.8 mil
MO HealthNet <sup>(1)</sup> managed care payments	\$5.6 mil

**Family Support**

Child support collections (IV-D and non-IV-D)	\$2.8 mil
Average monthly temporary assistance families	183
Total temporary assistance payments	\$0.5 mil
Average monthly food stamp benefit recipients	3,438
Total food stamp benefits received	\$3.2 mil

**Child Welfare**

Children involved in hotline reports	442
Children with substantiated abuse or neglect	94
Children with family assessments	203
Average monthly children in custody	64
Children adopted	13
Total Children's Services expenditures	\$0.6 mil
Average monthly children receiving subsidized child care <sup>(3)</sup>	74
Child care expenditures <sup>(3)</sup>	\$0.2 mil

**Youth Services**

Youths committed	8
Average monthly youths in DYS custody	9

(1) In September 2007 Medicaid/MC+ was renamed MO HealthNet

(2) Excludes Buy-In

(3) Includes subsidized block grant children in Family Centered Services/Alternative Care/Children's Treatment Services/Intensive In-Home Services, Adoption Subsidy, Income Maintenance unduplicated within each fund, across funds and county



**QUICK FACTS ABOUT DSS IN**  
**Washington**

SFY-2007

**MO HealthNet<sup>(1)</sup>**

Number of people enrolled for MO HealthNet <sup>(1)</sup> services	6,214
MO HealthNet <sup>(1)</sup> dollars spent in state fiscal year 2007 <sup>(2)</sup>	\$35.6 mil
Estimated portion of \$35.6 mil that was federal dollars	\$21.9 mil
MO HealthNet <sup>(1)</sup> fee for service payments for inpatient hospital services	\$2.1 mil
MO HealthNet <sup>(1)</sup> fee for service payments for physician services	\$1.9 mil
MO HealthNet <sup>(1)</sup> fee for service payments for nursing home services	\$3.9 mil
MO HealthNet <sup>(1)</sup> fee for service payments for pharmacy services	\$4.9 mil
MO HealthNet <sup>(1)</sup> managed care payments	\$9.2 mil

**Family Support**

Child support collections (IV-D and non-IV-D)	\$3.1 mil
Average monthly temporary assistance families	315
Total temporary assistance payments	\$0.9 mil
Average monthly food stamp benefit recipients	6,882
Total food stamp benefits received	\$6.2 mil

**Child Welfare**

Children involved in hotline reports	453
Children with substantiated abuse or neglect	32
Children with family assessments	242
Average monthly children in custody	68
Children adopted	6
Total Children's Services expenditures	\$0.7 mil
Average monthly children receiving subsidized child care <sup>(3)</sup>	147
Child care expenditures <sup>(3)</sup>	\$0.4 mil

**Youth Services**

Youths committed	15
Average monthly youths in DYS custody	23

(1) In September 2007 Medicaid/MC+ was renamed MO HealthNet

(2) Excludes Buy-In

(3) Includes subsidized block grant children in Family Centered Services/Alternative Care/Children's Treatment Services/Intensive In-Home Services, Adoption Subsidy, Income Maintenance unduplicated within each fund, across funds and county





**QUICK FACTS ABOUT DSS IN**  
**Wayne**

SFY-2007

**MO HealthNet<sup>(1)</sup>**

Number of people enrolled for MO HealthNet <sup>(1)</sup> services	3,600
MO HealthNet <sup>(1)</sup> dollars spent in state fiscal year 2007 <sup>(2)</sup>	\$22.7 mil
Estimated portion of \$22.7 mil that was federal dollars	\$14.0 mil
MO HealthNet <sup>(1)</sup> fee for service payments for inpatient hospital services	\$2.3 mil
MO HealthNet <sup>(1)</sup> fee for service payments for physician services	\$3.4 mil
MO HealthNet <sup>(1)</sup> fee for service payments for nursing home services	\$2.6 mil
MO HealthNet <sup>(1)</sup> fee for service payments for pharmacy services	\$4.5 mil
MO HealthNet <sup>(1)</sup> managed care payments	na

**Family Support**

Child support collections (IV-D and non-IV-D)	\$1.4 mil
Average monthly temporary assistance families	141
Total temporary assistance payments	\$0.4 mil
Average monthly food stamp benefit recipients	3,585
Total food stamp benefits received	\$2.8 mil

**Child Welfare**

Children involved in hotline reports	214
Children with substantiated abuse or neglect	9
Children with family assessments	95
Average monthly children in custody	37
Children adopted	0
Total Children's Services expenditures	\$0.4 mil
Average monthly children receiving subsidized child care <sup>(3)</sup>	52
Child care expenditures <sup>(3)</sup>	\$0.1 mil

**Youth Services**

Youths committed	2
Average monthly youths in DYS custody	5

(1) In September 2007 Medicaid/MC+ was renamed MO HealthNet

(2) Excludes Buy-In

(3) Includes subsidized block grant children in Family Centered Services/Alternative Care/Children's Treatment Services/Intensive In-Home Services, Adoption Subsidy, Income Maintenance unduplicated within each fund, across funds and county



**QUICK FACTS ABOUT DSS IN  
Webster**

SFY-2007

**MO HealthNet<sup>(1)</sup>**

Number of people enrolled for MO HealthNet <sup>(1)</sup> services	4,880
MO HealthNet <sup>(1)</sup> dollars spent in state fiscal year 2007 <sup>(2)</sup>	\$23.9 mil
Estimated portion of \$23.9 mil that was federal dollars	\$14.7 mil
MO HealthNet <sup>(1)</sup> fee for service payments for inpatient hospital services	\$3.8 mil
MO HealthNet <sup>(1)</sup> fee for service payments for physician services	\$3.0 mil
MO HealthNet <sup>(1)</sup> fee for service payments for nursing home services	\$4.4 mil
MO HealthNet <sup>(1)</sup> fee for service payments for pharmacy services	\$4.1 mil
MO HealthNet <sup>(1)</sup> managed care payments	na

**Family Support**

Child support collections (IV-D and non-IV-D)	\$3.9 mil
Average monthly temporary assistance families	204
Total temporary assistance payments	\$0.6 mil
Average monthly food stamp benefit recipients	4,566
Total food stamp benefits received	\$3.7 mil

**Child Welfare**

Children involved in hotline reports	635
Children with substantiated abuse or neglect	62
Children with family assessments	348
Average monthly children in custody	57
Children adopted	8
Total Children's Services expenditures	\$0.8 mil
Average monthly children receiving subsidized child care <sup>(3)</sup>	93
Child care expenditures <sup>(3)</sup>	\$0.2 mil

**Youth Services**

Youths committed	12
Average monthly youths in DYS custody	9

(1) In September 2007 Medicaid/MC+ was renamed MO HealthNet

(2) Excludes Buy-In

(3) Includes subsidized block grant children in Family Centered Services/Alternative Care/Children's Treatment Services/Intensive In-Home Services, Adoption Subsidy, Income Maintenance unduplicated within each fund, across funds and county



**QUICK FACTS ABOUT DSS IN**

**Worth**

SFY-2007

**MO HealthNet<sup>(1)</sup>**

Number of people enrolled for MO HealthNet <sup>(1)</sup> services	314
MO HealthNet <sup>(1)</sup> dollars spent in state fiscal year 2007 <sup>(2)</sup>	\$1.7 mil
Estimated portion of \$1.7 mil that was federal dollars	\$1.0 mil
MO HealthNet <sup>(1)</sup> fee for service payments for inpatient hospital services	\$0.1 mil
MO HealthNet <sup>(1)</sup> fee for service payments for physician services	\$0.2 mil
MO HealthNet <sup>(1)</sup> fee for service payments for nursing home services	\$0.6 mil
MO HealthNet <sup>(1)</sup> fee for service payments for pharmacy services	\$0.2 mil
MO HealthNet <sup>(1)</sup> managed care payments	na

**Family Support**

Child support collections (IV-D and non-IV-D)	\$0.3 mil
Average monthly temporary assistance families	6
Total temporary assistance payments	\$14,032
Average monthly food stamp benefit recipients	239
Total food stamp benefits received	\$0.2 mil

**Child Welfare**

Children involved in hotline reports	28
Children with substantiated abuse or neglect	6
Children with family assessments	16
Average monthly children in custody	1
Children adopted	0
Total Children's Services expenditures	\$8,755
Average monthly children receiving subsidized child care <sup>(3)</sup>	8
Child care expenditures <sup>(3)</sup>	\$11,879

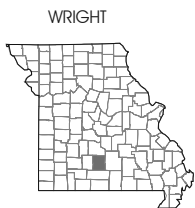
**Youth Services**

Youths committed	0
Average monthly youths in DYS custody	0

(1) In September 2007 Medicaid/MC+ was renamed MO HealthNet

(2) Excludes Buy-In

(3) Includes subsidized block grant children in Family Centered Services/Alternative Care/Children's Treatment Services/Intensive In-Home Services, Adoption Subsidy, Income Maintenance unduplicated within each fund, across funds and county



**QUICK FACTS ABOUT DSS IN**

**Wright**

SFY-2007

**MO HealthNet<sup>(1)</sup>**

Number of people enrolled for MO HealthNet <sup>(1)</sup> services	4,605
MO HealthNet <sup>(1)</sup> dollars spent in state fiscal year 2007 <sup>(2)</sup>	\$21.3 mil
Estimated portion of \$21.3 mil that was federal dollars	\$13.1 mil
MO HealthNet <sup>(1)</sup> fee for service payments for inpatient hospital services	\$2.5 mil
MO HealthNet <sup>(1)</sup> fee for service payments for physician services	\$3.3 mil
MO HealthNet <sup>(1)</sup> fee for service payments for nursing home services	\$3.2 mil
MO HealthNet <sup>(1)</sup> fee for service payments for pharmacy services	\$4.2 mil
MO HealthNet <sup>(1)</sup> managed care payments	na

**Family Support**

Child support collections (IV-D and non-IV-D)	\$2.4 mil
Average monthly temporary assistance families	202
Total temporary assistance payments	\$0.6 mil
Average monthly food stamp benefit recipients	4,617
Total food stamp benefits received	\$3.7 mil

**Child Welfare**

Children involved in hotline reports	469
Children with substantiated abuse or neglect	50
Children with family assessments	230
Average monthly children in custody	46
Children adopted	4
Total Children's Services expenditures	\$0.5 mil
Average monthly children receiving subsidized child care <sup>(3)</sup>	43
Child care expenditures <sup>(3)</sup>	\$0.1 mil

**Youth Services**

Youths committed	4
Average monthly youths in DYS custody	4

(1) In September 2007 Medicaid/MC+ was renamed MO HealthNet

(2) Excludes Buy-In

(3) Includes subsidized block grant children in Family Centered Services/Alternative Care/Children's Treatment Services/Intensive In-Home Services, Adoption Subsidy, Income Maintenance unduplicated within each fund, across funds and county