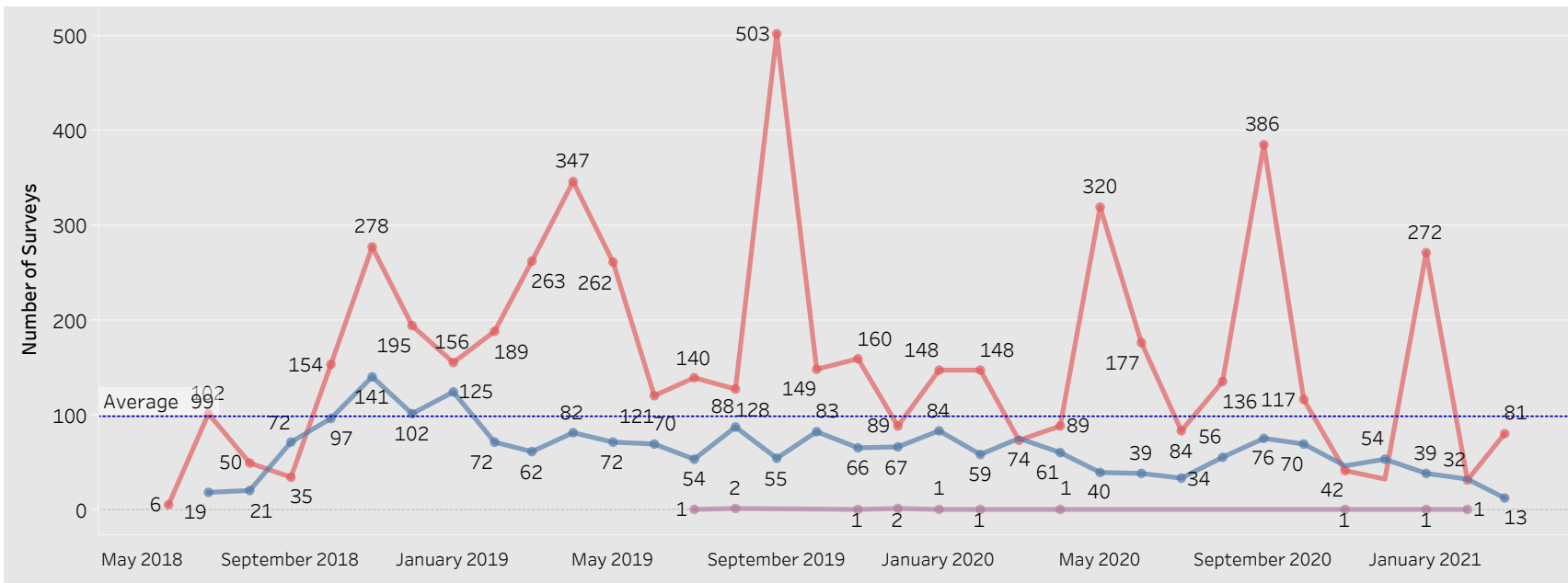
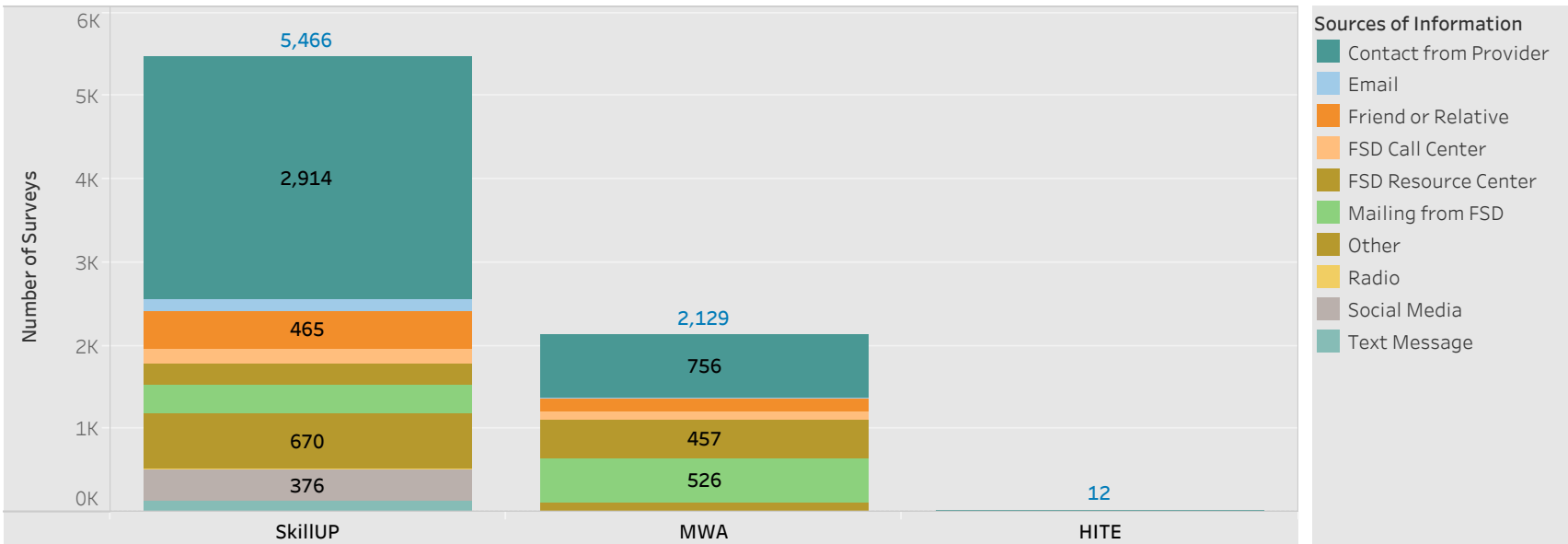


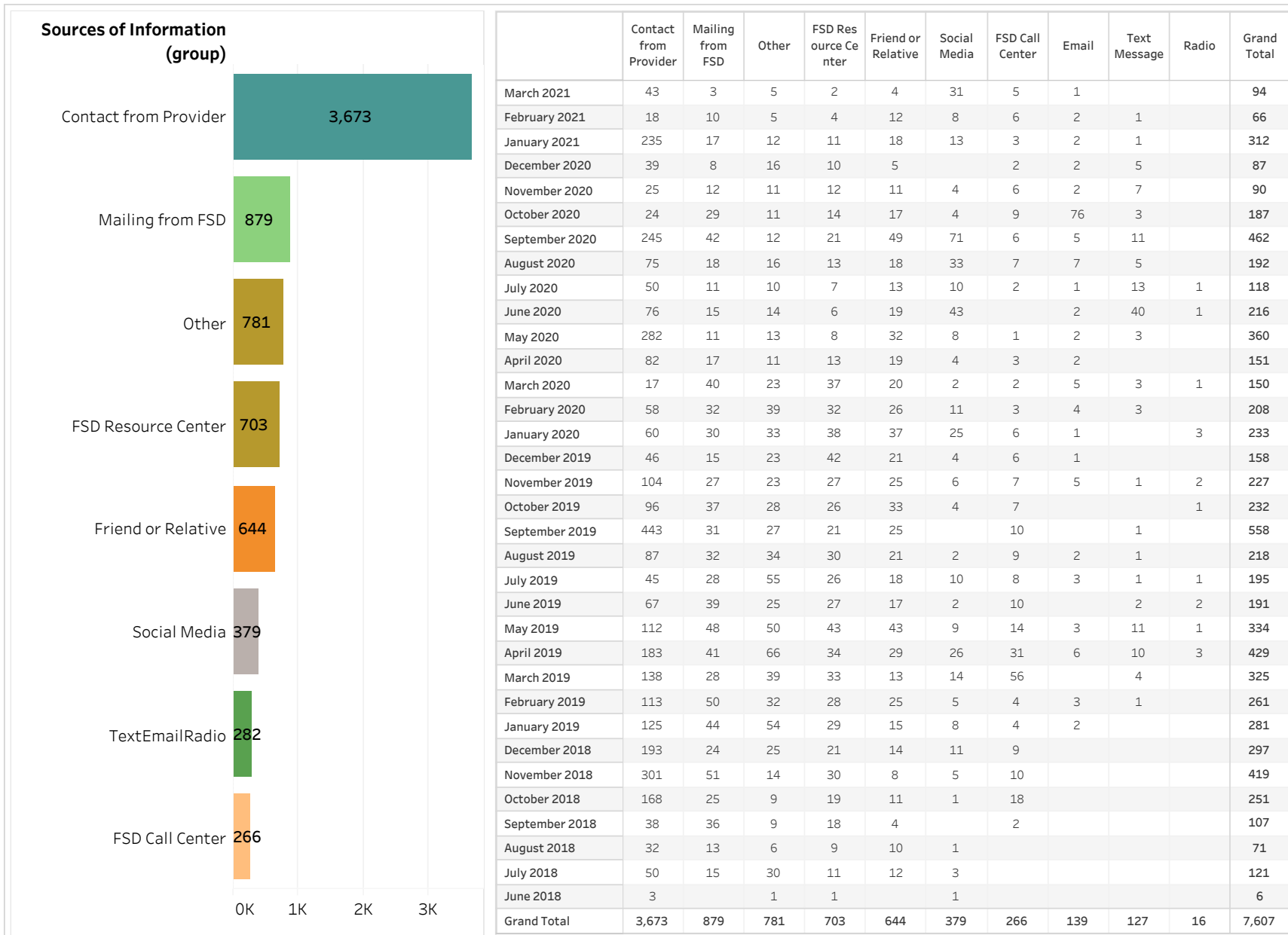
E&T Engagement Effectiveness Survey Dashboard - By Program



Created by: FSD Operations Team
 Updated: March 11, 2021

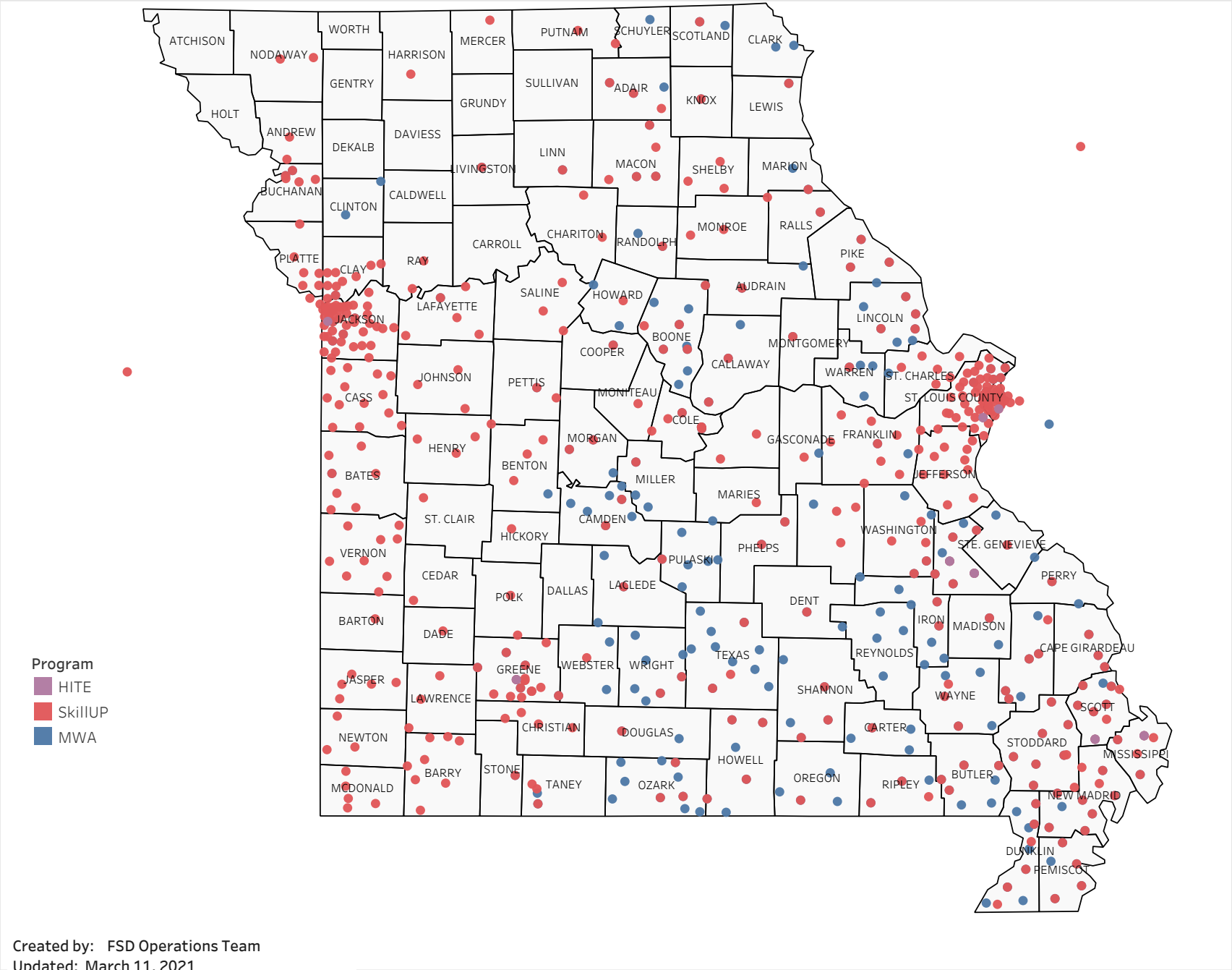
HITE MWA SkillUP

E&T Engagement Effectiveness Survey Dashboard - By Sources



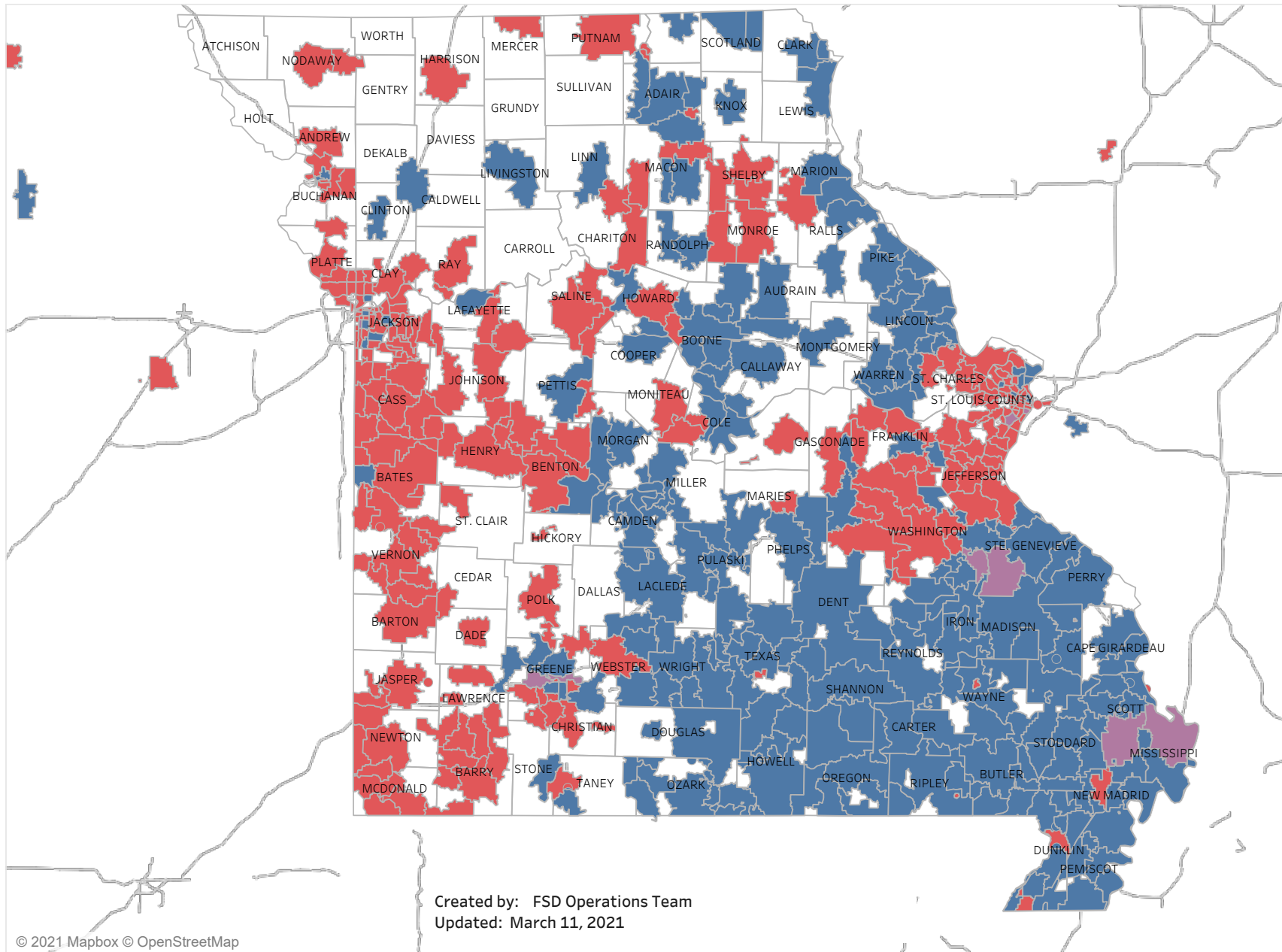
Created by: FSD Operations Team
 Updated: March 11, 2021

Statewide Survey Map

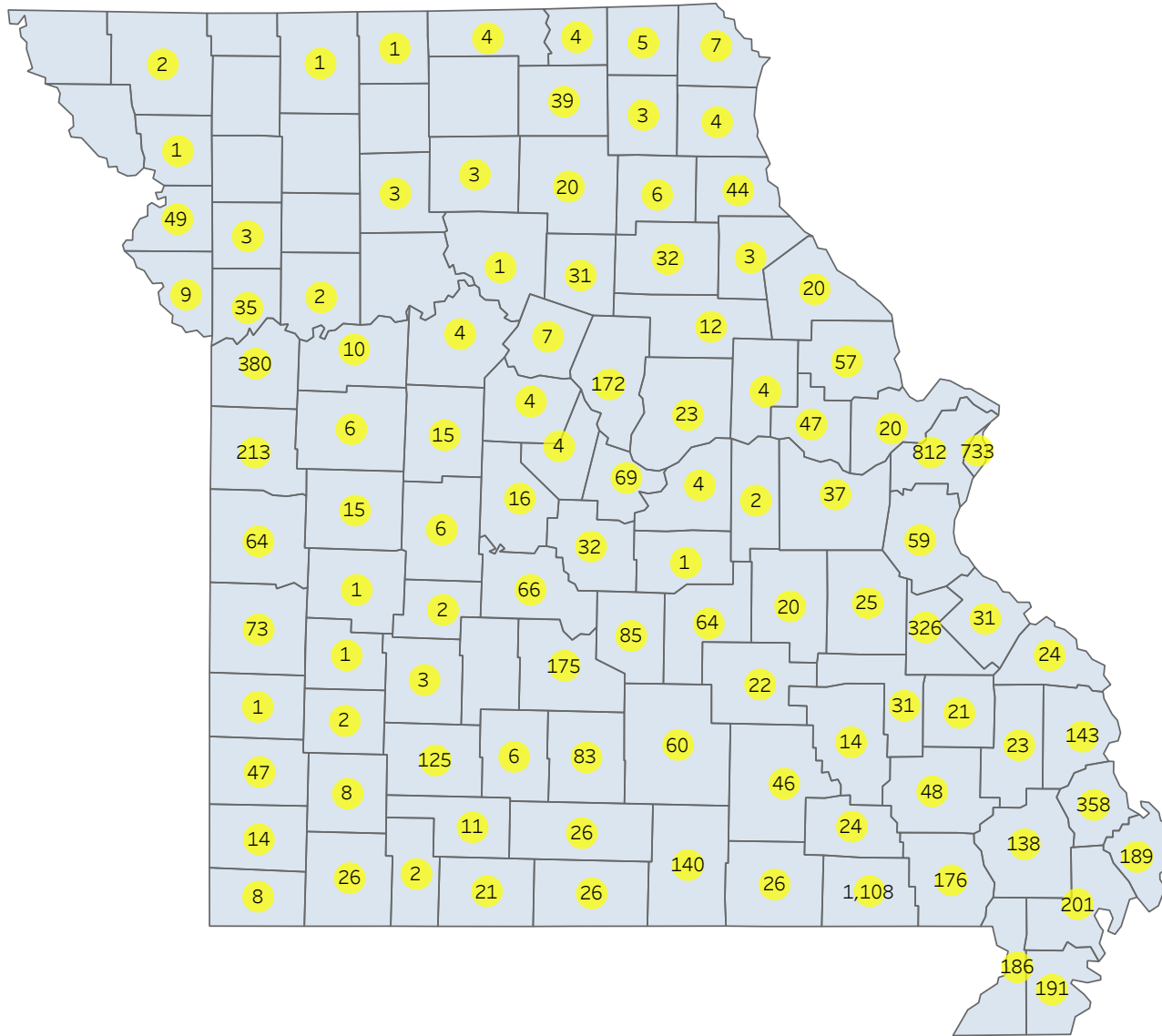


This map is showing zip codes the E&T programs reached. The green shade is showing MWA and red is for SkillUP. The golden color is where the two providers overlap. The gray areas perhaps have not been reached yet. NOTE: Any shade of color other than the three shown in the legend shows the presence of more than one provider.

■ HITE ■ MWA ■ SkillUP



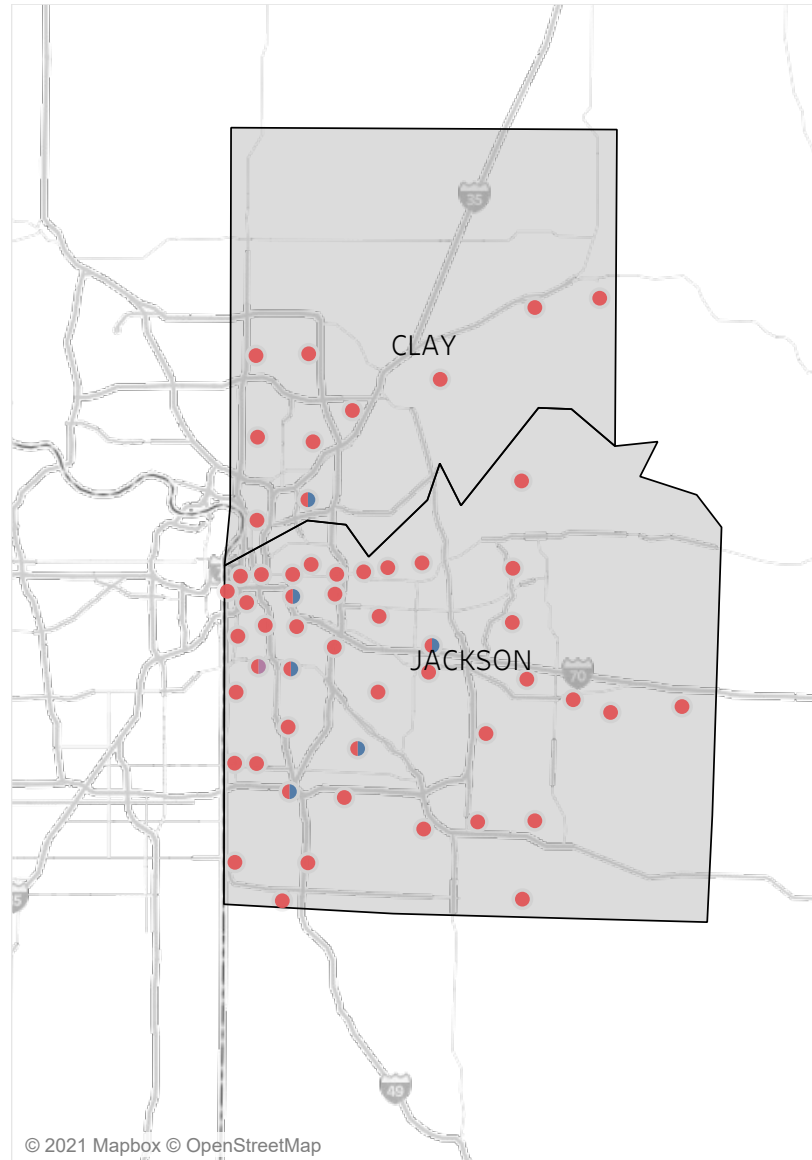
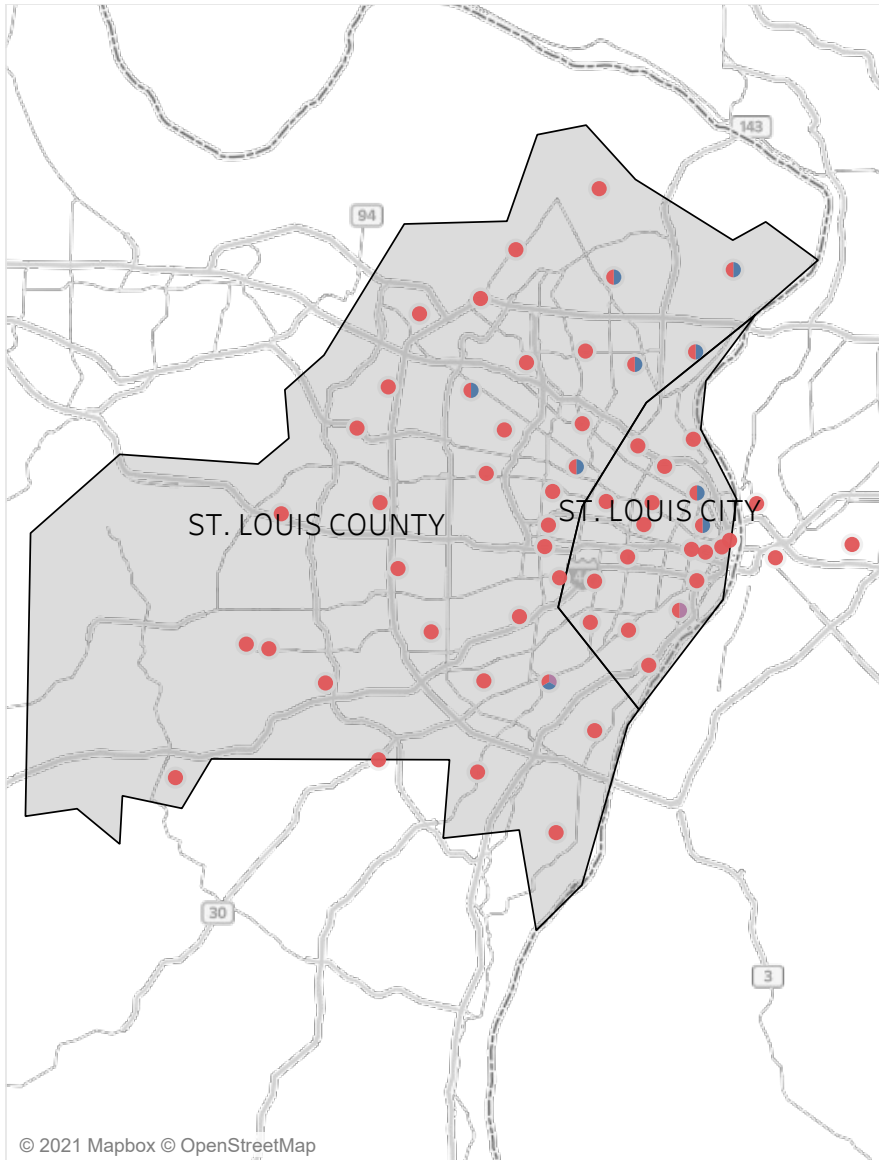
Survey counts



Metropolitan Survey Map

Metro St. Louis E&T programs survey zip codes

Kansas City area E&T programs survey zip codes



Created by: FSD Operations Team
Updated: March 11, 2021

HITE

MWA

SkillUP

Survey on Program Line

| County Name | Program | | | Grand Total |
|------------------|---------|-------|---------|-------------|
| | HITE | MWA | SkillUP | |
| Grand Total | 12 | 2,129 | 5,466 | 7,607 |
| Ripley | | 46 | 1,062 | 1,108 |
| St. Louis County | 1 | 8 | 803 | 812 |
| St. Louis City | 1 | 4 | 728 | 733 |
| Jackson | 1 | 5 | 374 | 380 |
| Scott | 1 | 101 | 256 | 358 |
| St. Francois | 6 | 247 | 73 | 326 |
| Cass | | | 213 | 213 |
| New Madrid | | 46 | 155 | 201 |
| Pemiscot | | 27 | 164 | 191 |
| Mississippi | 1 | 45 | 143 | 189 |
| Dunklin | | 57 | 129 | 186 |
| Butler | | 148 | 28 | 176 |
| Laclede | | 133 | 42 | 175 |
| Boone | | 107 | 65 | 172 |
| Cape Girardeau | | 107 | 36 | 143 |
| Howell | | 108 | 32 | 140 |
| Stoddard | | 51 | 87 | 138 |
| Greene | 1 | 16 | 108 | 125 |
| Pulaski | | 84 | 1 | 85 |
| Wright | | 66 | 17 | 83 |
| Vernon | | | 73 | 73 |
| Cole | | 15 | 54 | 69 |
| Camden | | 52 | 14 | 66 |
| Bates | | 1 | 63 | 64 |
| Phelps | | 17 | 47 | 64 |
| Texas | | 57 | 3 | 60 |
| Jefferson | | | 59 | 59 |
| Lincoln | | 52 | 5 | 57 |
| Buchanan | | 5 | 44 | 49 |
| Wayne | | 41 | 7 | 48 |
| Jasper | | | 47 | 47 |
| Warren | | 34 | 13 | 47 |
| Shannon | | 32 | 14 | 46 |
| Marion | | 22 | 22 | 44 |
| Adair | | 26 | 13 | 39 |
| Franklin | | 2 | 35 | 37 |
| Clay | | 1 | 34 | 35 |
| Miller | | 17 | 15 | 32 |
| Monroe | | | 32 | 32 |
| Iron | | 26 | 5 | 31 |
| Randolph | | 20 | 11 | 31 |
| Ste. Genevieve | | 30 | 1 | 31 |

Survey on Program Line

| County Name | Program | | | Grand Total |
|-------------|---------|-----|---------|-------------|
| | HITE | MWA | SkillUP | |
| Barry | | | 26 | 26 |
| Douglas | | 19 | 7 | 26 |
| Oregon | | 25 | 1 | 26 |
| Ozark | | 24 | 2 | 26 |
| Washington | | 9 | 16 | 25 |
| Carter | | 20 | 4 | 24 |
| Perry | | 22 | 2 | 24 |
| Bollinger | | 6 | 17 | 23 |
| Callaway | | 12 | 11 | 23 |
| Dent | | 16 | 6 | 22 |
| Madison | | 15 | 6 | 21 |
| Taney | | 3 | 18 | 21 |
| Crawford | | 3 | 17 | 20 |
| Macon | | 7 | 13 | 20 |
| Pike | | 14 | 6 | 20 |
| St. Charles | | 2 | 18 | 20 |
| Morgan | | 6 | 10 | 16 |
| Henry | | 1 | 14 | 15 |
| Pettis | | 1 | 14 | 15 |
| Newton | | | 14 | 14 |
| Reynolds | | 13 | 1 | 14 |
| Audrain | | 9 | 3 | 12 |
| Christian | | | 11 | 11 |
| Lafayette | | 2 | 8 | 10 |
| Platte | | | 9 | 9 |
| Lawrence | | | 8 | 8 |
| McDonald | | | 8 | 8 |
| Clark | | 7 | | 7 |
| Howard | | 5 | 2 | 7 |
| Benton | | 2 | 4 | 6 |
| Johnson | | | 6 | 6 |
| Shelby | | | 6 | 6 |
| Webster | | 3 | 3 | 6 |
| Scotland | | 4 | 1 | 5 |
| Cooper | | 3 | 1 | 4 |
| Lewis | | 2 | 2 | 4 |
| Moniteau | | | 4 | 4 |
| Montgomery | | 2 | 2 | 4 |
| Osage | | | 4 | 4 |
| Putnam | | 1 | 3 | 4 |
| Saline | | | 4 | 4 |
| Schuyler | | 4 | | 4 |
| Clinton | | 3 | | 3 |

Survey on Program Line

| County Name | HITE | Program | | Grand Total |
|-------------|------|---------|---------|-------------|
| | | MWA | SkillUP | |
| Knox | | 2 | 1 | 3 |
| Linn | | 1 | 2 | 3 |
| Livingston | | 2 | 1 | 3 |
| Polk | | | 3 | 3 |
| Ralls | | 1 | 2 | 3 |
| Dade | | | 2 | 2 |
| Gasconade | | 1 | 1 | 2 |
| Hickory | | | 2 | 2 |
| Nodaway | | | 2 | 2 |
| Ray | | | 2 | 2 |
| Stone | | 1 | 1 | 2 |
| Andrew | | | 1 | 1 |
| Barton | | | 1 | 1 |
| Cedar | | | 1 | 1 |
| Chariton | | | 1 | 1 |
| Harrison | | | 1 | 1 |
| Maries | | | 1 | 1 |
| Mercer | | | 1 | 1 |
| St. Clair | | | 1 | 1 |