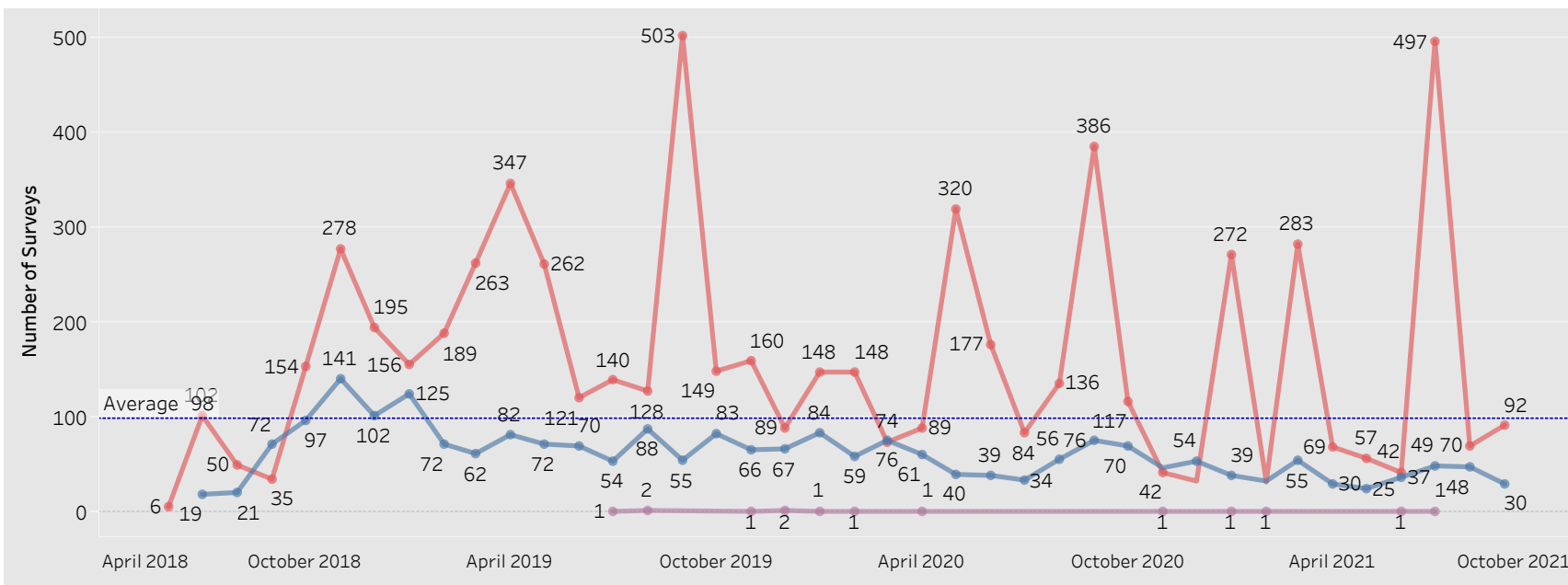
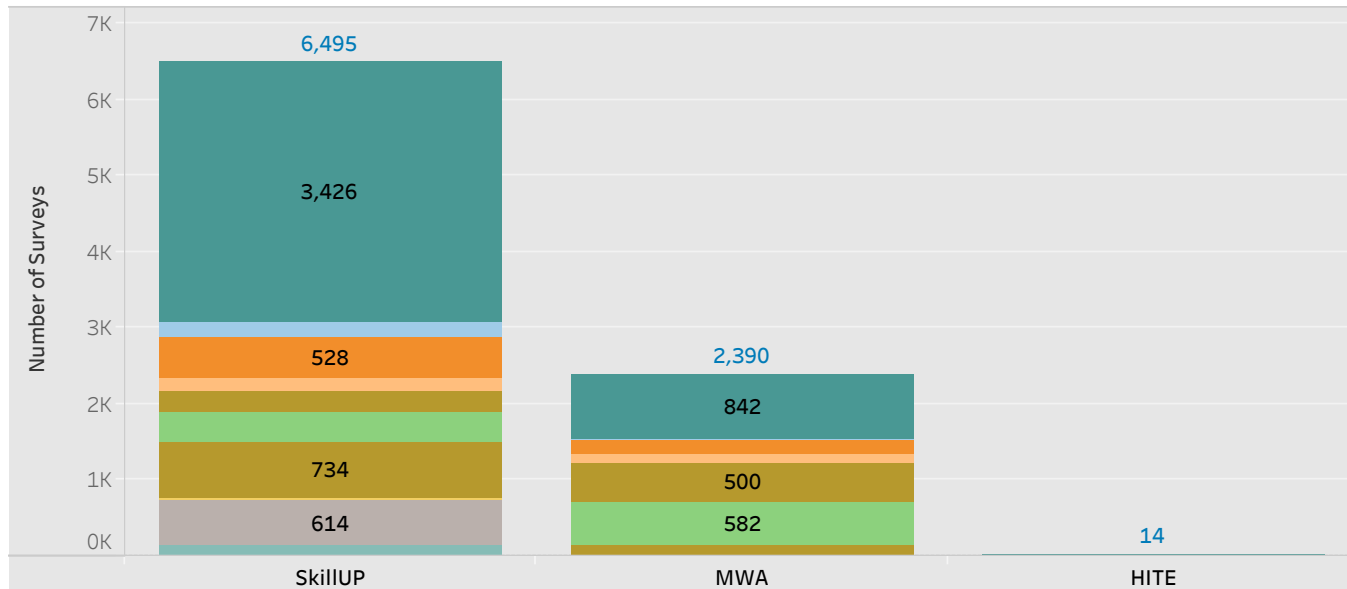


# E&T Engagement Effectiveness Survey Dashboard - By Program

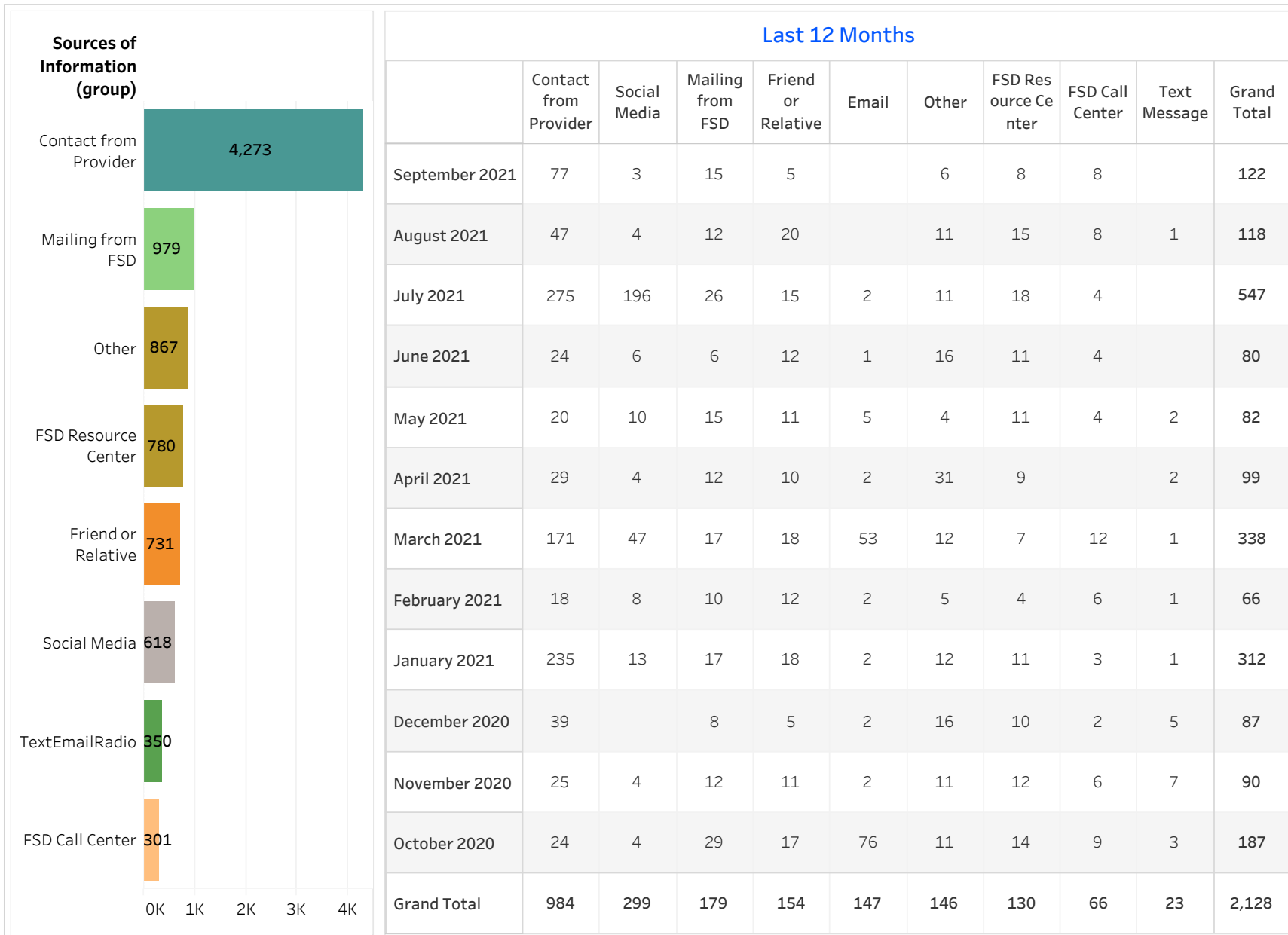
- Sources of Information**
- Contact from Provider
  - Email
  - Friend or Relative
  - FSD Call Center
  - FSD Resource Center
  - Mailing from FSD
  - Other
  - Radio
  - Social Media
  - Text Message



Created by: FSD Operations Team  
 Updated: September 24, 2021

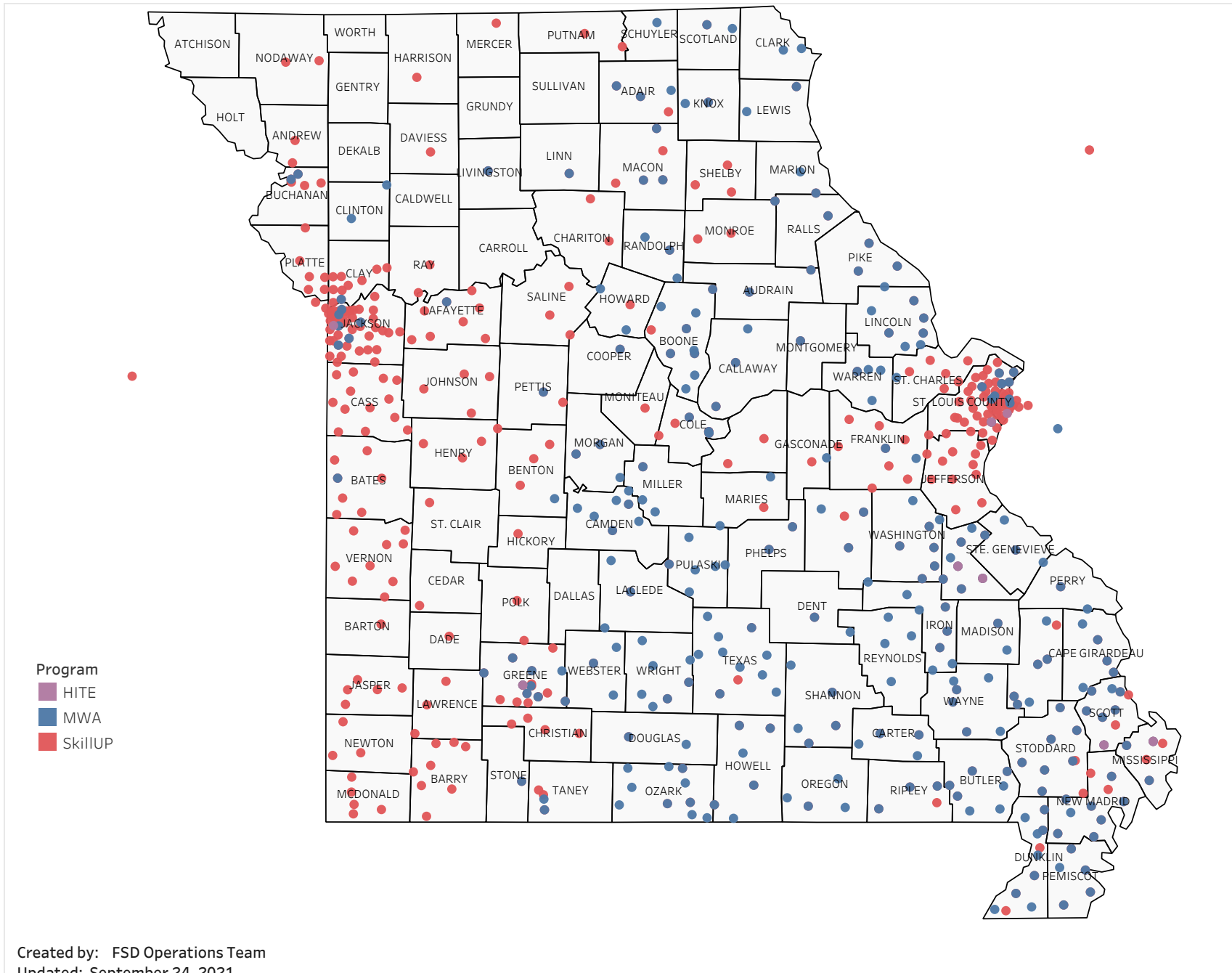
HITE MWA SkillIUP

## E&T Engagement Effectiveness Survey Dashboard - By Sources



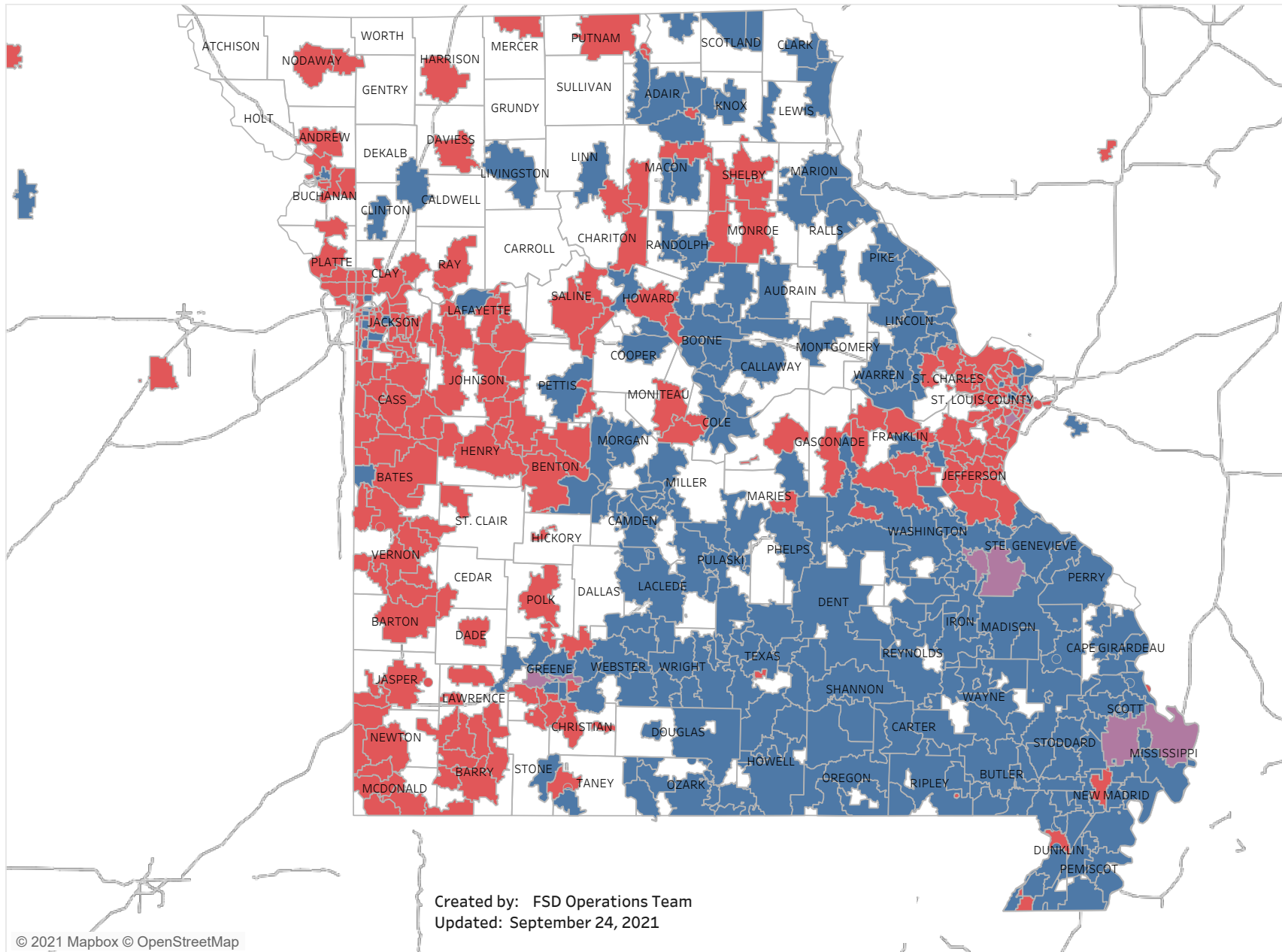
Created by: FSD Operations Team  
 Updated: September 24, 2021

# Statewide Survey Map



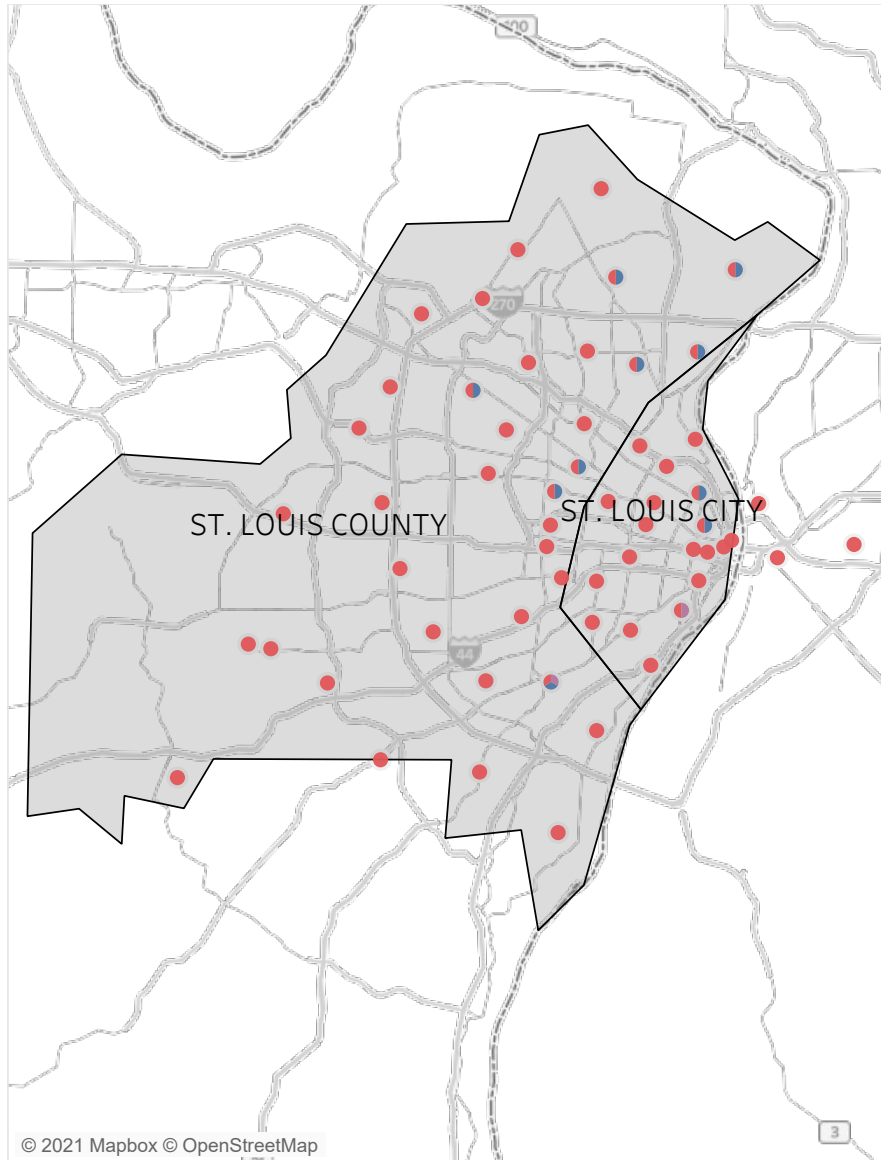
This map is showing zip codes the E&T programs reached. The green shade is showing MWA and red is for SkillUP. The golden color is where the two providers overlap. The gray areas perhaps have not been reached yet. NOTE: Any shade of color other than the three shown in the legend shows the presence of more than one provider.

■ HITE      ■ MWA      ■ SkillUP

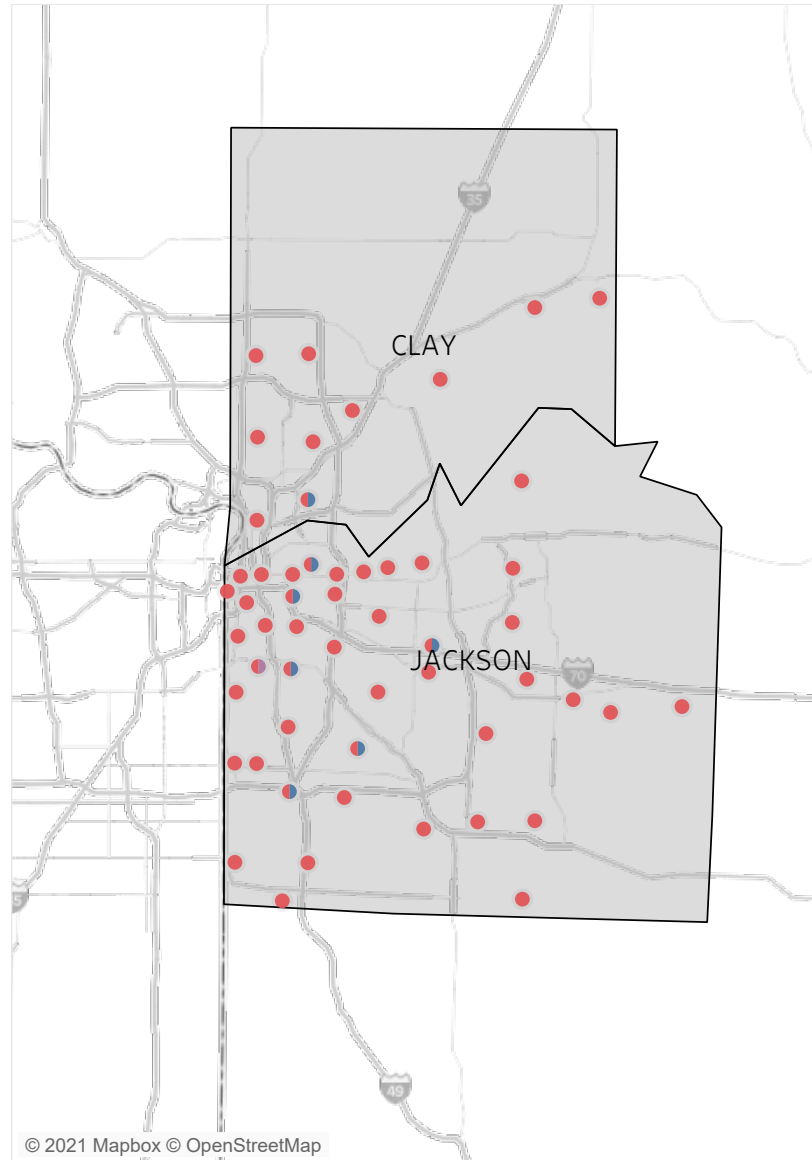


## Metropolitan Survey Map

Metro St. Louis E&T programs survey zip codes



Kansas City area E&T programs survey zip codes



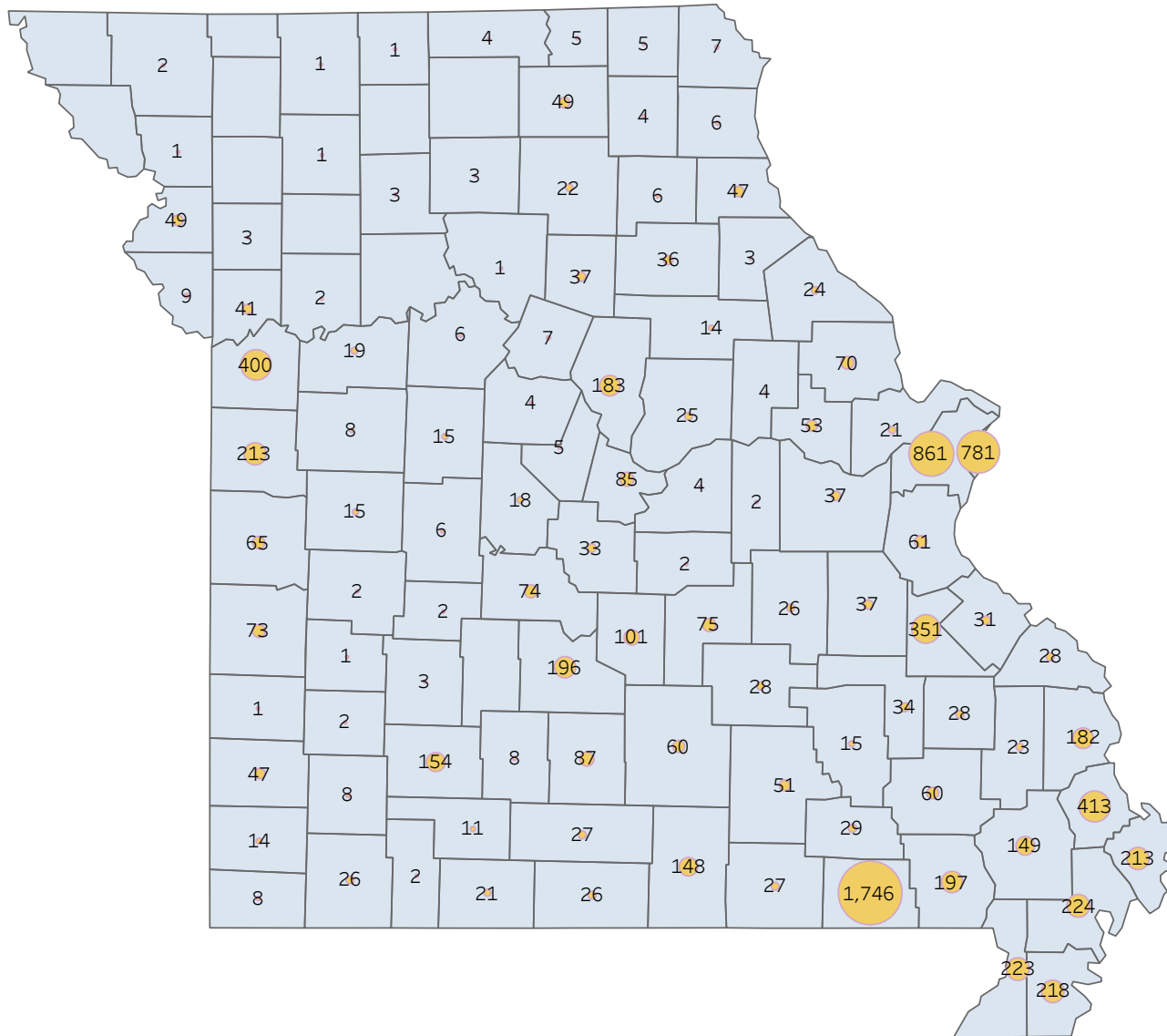
Created by: FSD Operations Team  
Updated: September 24, 2021

HITE

MWA

SkillUP

# Survey counts



# Survey on Program Line

County Name	Program			Grand Total
	HITE	MWA	SkillUP	
Grand Total	14	2,390	6,495	8,899
Ripley		48	1,698	1,746
St. Louis County	1	9	851	861
St. Louis City	1	4	776	781
Scott	1	110	302	413
Jackson	1	6	393	400
St. Francois	8	266	77	351
New Madrid		49	175	224
Dunklin		57	166	223
Pemiscot		27	191	218
Cass			213	213
Mississippi	1	48	164	213
Butler		162	35	197
Laclede		143	53	196
Boone		114	69	183
Cape Girardeau		142	40	182
Greene	1	37	116	154
Stoddard		51	98	149
Howell		116	32	148
Pulaski		100	1	101
Wright		70	17	87
Cole		24	61	85
Phelps		17	58	75
Camden		53	21	74
Vernon			73	73
Lincoln		65	5	70
Bates		1	64	65
Jefferson			61	61
Texas		57	3	60
Wayne		50	10	60
Warren		40	13	53
Shannon		37	14	51
Adair		36	13	49
Buchanan		5	44	49
Jasper			47	47
Marion		25	22	47
Clay		1	40	41
Franklin		2	35	37
Randolph		25	12	37
Washington		15	22	37
Monroe		3	33	36
Iron		28	6	34
Miller		18	15	33

## Survey on Program Line

County Name	HITE	Program		Grand Total
		MWA	SkillUP	
Ste. Genevieve		30	1	31
Carter		24	5	29
Dent		16	12	28
Madison		22	6	28
Perry		26	2	28
Douglas		20	7	27
Oregon		26	1	27
Barry			26	26
Crawford		6	20	26
Ozark		24	2	26
Callaway		12	13	25
Pike		18	6	24
Bollinger		6	17	23
Macon		9	13	22
St. Charles		2	19	21
Taney		3	18	21
Lafayette		2	17	19
Morgan		7	11	18
Henry		1	14	15
Pettis		1	14	15
Reynolds		14	1	15
Audrain		9	5	14
Newton			14	14
Christian			11	11
Platte			9	9
Johnson			8	8
Lawrence			8	8
McDonald			8	8
Webster		5	3	8
Clark		7		7
Howard		5	2	7
Benton		2	4	6
Lewis		4	2	6
Saline			6	6
Shelby			6	6
Moniteau			5	5
Schuyler		5		5
Scotland		4	1	5
Cooper		3	1	4
Knox		3	1	4
Montgomery		2	2	4
Osage			4	4
Putnam		1	3	4



# Survey on Program Line

County Name	HITE	Program		Grand Total
		MWA	SkillUP	
Clinton		3		3
Linn		1	2	3
Livingston		2	1	3
Polk			3	3
Ralls		1	2	3
Dade			2	2
Gasconade		1	1	2
Hickory			2	2
Maries		1	1	2
Nodaway			2	2
Ray			2	2
St. Clair			2	2
Stone		1	1	2
Andrew			1	1
Barton			1	1
Cedar			1	1
Chariton			1	1
Daviess			1	1
Harrison			1	1
Mercer			1	1